



Year	Place	Winner	Finalist	Score(s)	Top Scorer	Winning Coach
1958	Riga (USSR), Sofia (Bulgaria)	ASK Riga (USSR)	Akademik Sofia (Bulgaria)	86-81, 84-71	V. Radev 24,0	Aleksandar Gomelski
1959	Riga (USSR), Sofia (Bulgaria)	ASK Riga (USSR)	Akademik Sofia (Bulgaria)	79-58, 69-67	Y. Kruminsh 28,0	Aleksandar Gomelski
1960	Tbilisi (USSR), Riga (USSR)	ASK Riga (USSR)	Dinamo Tbilisi (USSR)	61-51, 69-62	Y. Kruminsh 21,5	Aleksandar Gomelski
1961	Moscow (USSR), Riga (USSR)	CSKA Moscow (USSR)	ASK Riga (USSR)	61-66, 87-62	V. Zubkov 21,5	Evgeniy Alekseyev
1962	Geneva (Swi)	Dynamo Tbilisi (USSR)	Real Madrid (Spain)	90-83	W. Hightower 30	Otar Korkija
1963	Madrid (Spain), Moscow (USSR)	CSKA Moscow (USSR)	Real Madrid (Spain)	69-86, 91-74, 99-80	R. Burgess 20	Evgeniy Alekseyev
1964	Brno (CSSR), Madrid (Spain)	Real Madrid (Spain)	Spartak Brno (CSSR)	99-110, 84-64	Emiliano Rodriguez (Real) 29.5	Joaquin Hernandez
1965	Moscow (USSR), Madrid (Spain)	Real Madrid (Spain)	CSKA Moscow (USSR)	81-88, 76-62	Clifford Luyk (Real) 24.0	Pedro Ferrandiz
1966	Bologna (Italy)	Simmenthal Milan (Italy)	Slavia Prague (CSSR)	77-72	Jiri Zidek (Prague) 22	Cesare Rubini
1967	Madrid (Spain)	Real Madrid (Spain)	Simmenthal Milan (Italy)	91-83	Steve Chubin (Milan) 34	Pedro Ferrandiz
1968	Lyon (France)	Real Madrid (Spain)	Spartak Brno (CSSR)	98-95	Miles Ajken (Real) 26	Pedro Ferrandiz
1969	Barcelona (Spain)	CSKA Moscow (USSR)	Real Madrid (Spain)	103-99	Vladimir Andreev (CSKA) 37	Ardenak Alachatchan
1970	Sarajevo (Yugoslavia)	Ignis Varese (Italy)	CSKA Moscow (USSR)	79-74	Sergey Belov (CSKA) 21	Aza Nikolic
1971	Antwerp (Belgium)	CSKA Moscow (USSR)	Ignis Varese (Italy)	69-53	Sergey Belov (CSKA) 24	Alexander Gomelski
1972	Tel Aviv (Israel)	Ignis Varese (Italy)	Jugoplastika Split (Yugoslavia)	70-69	Petar Skansi (Split) 26	Aza Nikolic
1973	Liege (Belgium)	Ignis Varese (Italy)	CSKA Moscow (USSR)	71-66	Sergey Belov (CSKA) 36	Aza Nikolic
1974	Nantes (France)	Real Madrid (Spain)	Ignis Varese (Italy)	84-82	Dino Meneghin (Varese) 25	Pedro Ferrandiz
1975	Anvers (Belgium)	Ignis Varese (Italy)	Real Madrid (Spain)	79-66	Bob Morse (Varese) 30	Sandro Gamba
1976	Geneva (Switzerland)	Mobilgirgi Varese (Italy)	Real Madrid (Spain)	81-74	Bob Morse (Varese) 28	Sandro Gamba
1977	Belgrade (Yugoslavia)	Maccabi Tel Aviv (Israel)	Mobilgirgi Varese (Italy)	78-77	Jim Boatwright (Maccabi) 26	Ralph Klein
1978	Munich (Germany)	Real Madrid (Spain)	Mobilgirgi Varese (Italy)	75-67	Walter Szczerbiak (Real) 25	Manolo Sainz
1979	Grenoble (France)	Bosna Sarajevo (Yugoslavia)	Emerson Varese (Italy)	96-93	Zarko Varajic (Bosna) 47	Bogdan Tanjevic
1980	Berlin (Germany)	Real Madrid (Spain)	Maccabi Tel Aviv (Israel)	89-85	Earl Williams (Maccabi) 31	Manolo Sainz
1981	Strasbourg (France)	Maccabi Tel Aviv (Israel)	Sinudyne Bologna (Italy)	80-79	Marco Bonamico (Bologna) 26	Rudy D'Amico
1982	Cologne (Germany)	Squibb Cantù (Italy)	Maccabi Tel Aviv (Israel)	86-80	Bruce Flowers (Cantù) 23	Valerio Bianchini
1983	Grenoble (France)	Ford Cantù (Italy)	Billy Milan (Italy)	69-68	W. Bryant and A. Riva (Cantù) 18	Giancarlo Primo
1984	Geneva (Switzerland)	Banco di Roma (Italy)	FC Barcelona (Spain)	79-73	J.A. San Epifanio (Barcelona) 31	Valerio Bianchini
1985	Athens (Greece)	Cibona Zagreb (Yugoslavia)	Real Madrid (Spain)	87-78	Drazen Petrovic (Cibona) 36	Mirko Novosel
1986	Budapest (Hungary)	Cibona Zagreb (Yugoslavia)	Zalgiris Kaunas (Lithuania)	84-82	Arvydas Sabonis (Zalgiris) 27	Zeljko Pavlicevic
1987	Lausanne (Switzerland)	Tracer Milan (Italy)	Maccabi Tel Aviv (Israel)	71-69	Lee Johnson (Maccabi) 24	Dan Peterson
Year	Place	Winner	Finalist	Score	Final Four MVP	Winning Coach
1988	Gent (Belgium)	Tracer Milan (Italy)	Maccabi Tel Aviv (Israel)	90-84	Bob McAdoo (Milan)	Franco Casalini
1989	Munich (Germany)	Jugoplastika Split (Yugoslavia)	Maccabi Tel Aviv (Israel)	75-69	Dino Radja (Split)	Boja Maljkovic
1990	Saragozza (Spain)	Jugoplastika Split (Yugoslavia)	FC Barcelona (Spain)	72-67	Toni Kukoc (Split)	Boja Maljkovic
1991	Paris (France)	Pop 84 Split (Yugoslavia)	FC Barcelona (Spain)	70-65	Toni Kukoc (Split)	Zeljko Pavlicevic
1992	Istanbul (Turkey)	Partizan Belgrade (Yugoslavia)	Joventut Badalona (Spain)	71-70	Predrag Danilovic (Partizan)	Zelimir Obradovic
1993	Athens (Greece)	Limoges CSP (France)	Benetton Treviso (Italy)	59-55	Toni Kukoc (Benetton)	Boja Maljkovic
1994	Tel Aviv (Israel)	Joventut Badalona (Spain)	Olympiakos Piraeus (Greece)	59-57	Zarko Paspalj (Olympiakos)	Zelimir Obradovic
1995	Saragozza (Spain)	Real Madrid (Spain)	Olympiakos Piraeus (Greece)	73-61	Arvydas Sabonis (Real)	Zelimir Obradovic
1996	Paris (France)	Panathinaikos Athens (Greece)	FC Barcelona (Spain)	67-66	Dominique Wilkins (Panathinaikos)	Boja Maljkovic
1997	Rome (Italy)	Olympiakos Piraeus (Greece)	FC Barcelona (Spain)	73-58	David Rivers (Olympiakos)	Dusan Ivkovic
1998	Barcelona (Spain)	Kinder Bologna (Italy)	AEK Athens (Greece)	58-44	Zoran Savic (Kinder)	Ettore Messina
1999	Munich (Germany)	Zalgiris Kaunas (Lithuania)	Kinder Bologna (Italy)	82-74	Tyus Edney (Zalgiris)	Jonas Kazlauskas
2000	Thessaloniki (Greece)	Panathinaikos Athens (Greece)	Maccabi Tel Aviv (Israel)	73-67	Zeljko Rebraca (Panathinaikos)	Zelimir Obradovic
2001	Paris (France) - Suproleague	Maccabi Tel Aviv (Israel)	Panathinaikos Athens (Greece)	81-67	Arriel McDonald (Maccabi)	Pini Gershon
2001	Bologna (Italy), Vitoria (Spain)	Kinder Bologna (Italy)	Tau Cerámica Vitoria (Spain)	65-78, 94-73, 80-60, 79-96, 82-74	Manuel Ginobili (Kinder)	Ettore Messina
2002	Bologna (Italy)	Panathinaikos Athens (Greece)	Kinder Bologna (Italy)	89-83	Dejan Bodiroga (Panathinaikos)	Zelimir Obradovic
2003	Barcelona (Spain)	FC Barcelona (Spain)	Benetton Treviso (Italy)	76-65	Dejan Bodiroga (FC Barcelona)	Svetislav Pesic
2004	Tel Aviv (Israel)	Maccabi Tel Aviv (Israel)	Skipper Bologna (Italy)	118-74	Anthony Parker (Maccabi Tel Aviv)	Pini Gershon
2005	Moscow (Russia)	Maccabi Tel Aviv (Israel)	Tau Cerámica Vitoria (Spain)	90-78	Sarunas Jasikevicius (Maccabi Tel Aviv)	Pini Gershon
2006	Prague (Czech Rep.)	CSKA Moscow (Russia)	Maccabi Tel Aviv (Israel)	73-69	Theodoros Papaloukas (CSKA Moscow)	Ettore Messina
2007	Athens (Greece)	Panathinaikos Athens (Greece)	CSKA Moscow (Russia)	93-91	Dimitrios Diamantidis (Panathinaikos)	Zelimir Obradovic
2008	Madrid (Spain)	CSKA Moscow (Russia)	Maccabi Tel Aviv (Israel)	91-77	Trajan Langdon (CSKA Moscow)	Ettore Messina
2009	Berlin (Germany)	Panathinaikos Athens (Greece)	CSKA Moscow (Russia)	73-71	Vasilis Spanoulis (Panathinaikos Athens))	Zelimir Obradovic



**VIRTUS KINDER
BOLOGNA
2000-2001
Euroleague
Champions**



**REGULAR SEASON MVP
Dejan Tomasevic**
KK Buducnost Podgorica



**FINAL FOUR MVP
Manuel Ginobili**
Virtus Kinder Bologna

EUROLEAGUE PLAYERS OF THE WEEK

WEEK 1 PANAGIOTIS LIADELIS	PAOK Thessaloniki	WEEK 6 DARKO KRUNIC	KK Zadar
WEEK 2 DEJAN TOMASEVIC	KK Buducnost Podgorica	WEEK 7 GREGOR FUCKA	Paf Bologna
GIANLUCA BASILE	Paf Bologna	WEEK 8 KEBU STEWART	Hapoel Jerusalem
WEEK 3 MILENKO TOPIC	KK Buducnost Podgorica	WEEK 9 DEREK HAMILTON	St. Petersburg Lions
WEEK 4 DEJAN TOMASEVIC	KK Buducnost Podgorica	WEEK 10 MARCELO NICOLA	Benetton Treviso
WEEK 5 DEREK HAMILTON	St. Petersburg Lions		

All-Euroleague Teams

ALL-EUROLEAGUE 1 ST TEAM		ALL-EUROLEAGUE 2 ND TEAM	
LOUIS BULLOCK	Müller Verona	JAMEIL RICH	Lugano Snakes
ALPHONSO FORD	Peristeri Athens	PANAGIOTIS LIADELIS	PAOK Thessaloniki
DEREK HAMILTON	St. Petersburg Lions	PAU GASOL	FC Barcelona
GREGOR FUCKA	Paf Bologna	YOANNIS GIANNOULIS	PAOK Thessaloniki
DEJAN TOMASEVIC	KK Buducnost Podgorica	RASHARD GRIFFITH	Virtus Kinder Bologna

FINALS

Game 1 BOLOGNA • April 17, 2001

KINDER BOLOGNA • TAU VITORIA 65-78 (14-18,16-28,19-19,16-13)

■ **KINDER:** Ginobili 8, Abbio 10, Bonora 2, Jestratijevic, Frosini 11, Andersen 12, Rigaudeau 4, Smodis 4, Jaric 14
DNP: Ambrassa. **Coach:** Messina
 ■ **TAU:** Scola 6, Bennett 15, Foirest 20, Timinskas 11, Stombergas 5, Alexander 21, Oberto
DNP: Garcia, Touré, Vidal. **Coach:** Ivanovic

Referees: Coelho (Portugal), Tsanidis (Greece), Mpotitsis (Sweden)

Game 2 BOLOGNA • April 19, 2001

KINDER BOLOGNA • TAU VITORIA 94-73 (32-16,20-19,18-15,24-23)

■ **KINDER:** Ginobili 11, Abbio 14, Bonora 2, Frosini 3, Andersen 14, Rigaudeau 23, Griffith 9, Smodis 5, Jaric 13
DNP: Jestratijevic. **Coach:** Messina
 ■ **TAU:** Scola 7, Bennett 10, Foirest 2, Vidal 5, Timinskas 10, Stombergas 12, Alexander 17, Oberto 10
DNP: Touré, Garcia. **Coach:** Ivanovic

Referees: Stokes (England), Nowicky (Poland), Lovsin (Slovenia)

Game 3 VITORIA • May 1, 2001

TAU VITORIA • KINDER BOLOGNA 60-80 (16-14,14-23,17-19,13-24)

■ **TAU:** Scola 8, Garcia, Bennett 9, Foirest 8, Vidal, Timinskas 2, Stombergas 5, Alexander 13, Oberto 15
DNP: Touré. **Coach:** Ivanovic
 ■ **KINDER:** Ginobili 27, Abbio 11, Bonora 2, Ambrassa, Frosini 1, Andersen 2, Rigaudeau 15, Griffith 2, Smodis 13, Jaric 7
Coach: Messina

Referees: DeKeyser (Belgium), Koukoulekidis (Greece), Ankarali (Turkey)

Game 4 VITORIA • May 3, 2001

TAU VITORIA • KINDER BOLOGNA 96-79 (24-17,19-14,26-23,27-25)

■ **TAU:** Scola 13, Garcia 1, Bennett 19, Foirest 10, Vidal 1, Timinskas 18, Stombergas 8, Alexander 18, Oberto 8
DNP: Touré. **Coach:** Ivanovic
 ■ **KINDER:** Ginobili 15, Abbio 15, Bonora, Ambrassa, Frosini 6, Andersen 2, Rigaudeau 14, Griffith 18, Smodis 9, Jaric. **Coach:** Messina

Referees: Coelho (Portugal), Tsanidis (Greece), Mpotitsis (Sweden)

Game 5 BOLOGNA • May 10, 2001

KINDER BOLOGNA • TAU VITORIA 82-74 (19-18, 23-19, 20-15)

■ **KINDER:** Ginobili 16, Abbio 4, Bonora 1, Frosini 4, Andersen 4, Rigaudeau 18, Griffith 14, Smodis 15, Jaric 16
DNP: Ambrassa. **Coach:** Messina
 ■ **TAU:** Scola 7, Garcia 2, Bennett 24, Foirest 6, Vidal 2, Timinskas 7, Stombergas 9, Alexander 8, Oberto 15
DNP: Touré. **Coach:** Ivanovic

Referees: Coelho (Portugal), Tsanidis (Greece), Stokes (England)



REGULAR SEASON

RESULTS		
GROUP A	GROUP B	
WEEK 1-6		
Lugano-Zadar	75-74, 79-118	Charleroi-St.Petersburg 80-68, 77-83
Paf-Zalgiris	91-85, 56-73	AEK-Kinder 78-77, 66-81
Estudiantes-Peristeri	86-91, 81-91	Cibona-Tau 62-60, 66-92
WEEK 2-7		
Peristeri-Lugano	85-68, 91-80	Tau-Charleroi 76-64, 74-71
Zalgiris-Estudiantes	77-80, 77-87	Kinder-Cibona 106-88, 78-69
Zadar-Paf Bologna	87-91, 77-81	St.Petersburg-AEK 69-90, 73-84
WEEK 3-8		
Lugano-Paf	72-100, 66-81	AEK-Charleroi 97-73, 97-89
Estudiantes-Zadar	93-81, 72-80	Cibona-St.Petersburg 75-70, 90-92
Peristeri-Zalgiris	74-92, 73-86	Tau-Kinder 59-65, 73-76
WEEK 4-9		
Lugano-Zalgiris	95-87, 89-105	Charleroi-Kinder 58-80, 87-106
Zadar-Peristeri	79-92, 73-92	St.Petersburg-Tau 79-81, 88-97
Paf-Estudiantes	81-72, 90-76	AEK-Cibona 83-75, 81-72
WEEK 5-10		
Estudiantes-Lugano	97-76, 76-77	Cibona-Charleroi 85-70, 91-100
Peristeri-Paf	83-70, 69-71	Tau-AEK 85-65, 52-64
Zalgiris-Zadar	97-85, 87-86	Kinder-St.Petersburg 84-78, 82-78
GROUP C	GROUP D	
WEEK 1-6		
Ovarense-Hapoel	82-94, 71-106	London T.-Skyliners 86-61, 76-79
Real Madrid-Olympiak.	75-73, 84-91	Buducnost-Barcelona 77-85, 75-92
Benetton-Olimpija	69-71, 74-78	PAOK-Verona 97-94, 88-102
WEEK 2-7		
Olimpija-Ovarense	102-79, 92-70	Verona-London T. 102-76, 98-89
Olympiakos-Benetton	82-73, 87-95	Barcelona-PAOK 58-67, 102-91
Hapoel-Real Madrid	74-87, 64-104	Skyliners-Buducnost 79-94, 73-79
WEEK 3-8		
Ovarense-Real Madrid	73-80, 94-116	London T.-Buducnost 88-95, 83-101
Benetton-Hapoel	78-71, 104-79	PAOK-Skyliners 100-70, 80-73
Olimpija-Olympiakos	69-73, 70-82	Verona-Barcelona 94-90, 84-96
WEEK 4-9		
Ovarense-Olympiakos	53-100, 67-101	London T.-Barcelona 82-97, 76-82
Hapoel-Olimpija	76-88, 68-95	Skyliners-Verona 80-97, 70-90
Real Madrid-Benetton	64-75, 88-87	Buducnost-PAOK 83-71, 72-89
WEEK 5-10		
Benetton-Ovarense	106-81, 86-76	PAOK-London Towers 70-58, 93-61
Olimpija-Real Madrid	88-79, 70-82	Verona-Buducnost 86-91, 73-77
Olympiakos-Hapoel	102-69, 70-83	Barcelona-Skyliners 86-60, 68-51

PLAYOFFS

EIGHTFINALS	QUARTERFINALS	SEMIFINALS	FINALS
Paf-Cibona 76-64, 75-74	Paf-Real Madrid 74-68, 57-88, 88-70	Kinder-Paf 103-76, 92-84, 74-70	Kinder-Tau 65-78, 94-73, 80-60, 79-96, 82-74
Real Madrid-Buducnost 91-63, 76-62	Olympiakos-Tau 72-78, 76-98	AEK-Tau 65-90, 67-70, 62-76	
PAOK-Olimpija 75-64, 77-85, 69-73	AEK-Benetton 97-89, 74-90, 71-56		
Olympiakos-Verona 94-92, 96-84	Kinder-Olimpija 80-79, 81-79		
Peristeri-Tau 79-81, 68-81			
Barcelona-Benetton 85-86, 82-99			
AEK-Zalgiris 69-60, 73-71			
Kinder-Estudiantes 113-70, 85-80			

STANDINGS						
GROUP A	TG	W	L	P+	P-	
Paf	10	8	2	812	760	
Peristeri	10	7	3	841	786	
Zalgiris	10	6	4	866	816	
Estudiantes	10	4	6	820	821	
Lugano	10	3	7	777	914	
Zadar	10	2	8	840	859	
GROUP B	TG	W	L	P+	P-	
Kinder	10	9	1	835	734	
AEK	10	8	2	805	746	
Tau	10	6	4	749	700	
Cibona	10	3	7	773	832	
St. Petersburg	10	2	8	778	840	
Charleroi	10	2	8	769	857	
GROUP C	TG	W	L	P+	P-	
Olympiakos	10	7	3	861	738	
Real Madrid	10	7	3	859	789	
Olimpija	10	7	3	823	752	
Benetton	10	6	4	847	777	
Hapoel	10	3	7	784	881	
Ovarense	10	0	10	746	983	
GROUP D	TG	W	L	P+	P-	
Barcelona	10	8	2	856	757	
PAOK	10	7	3	846	773	
Buducnost	10	7	3	844	819	
Verona	10	6	4	920	854	
London	10	1	9	775	878	
Skyliners	10	1	9	696	856	

STATS LEADERS							
MVP RANKING							
P	Player	Team	G.P.	TOT.	Av.		
1	TOMASEVIC, D.	TAU	10	312	31.20		
2	HAMILTON, D.	S.Petersburg	10	283	28.30		
3	FUCKA, G.	Paf	10	280	28.00		
4	FORD, A.	Olympiakos	10	244	24.40		
5	GRIFFITH, R.	Kinder	10	217	21.70		
2 PTS. SHOOTING							
P	Player	Team	G.P.	Atte.	Made.		
1	MILOJEVIC, D.	Buducnost	9	26	20 76.92		
2	PELEKANOS, M.	Peristeri	9	16	12 75.00		
3	NICEVIC, S.	Olimpija	9	32	23 71.87		
4	RISACHER, S.	Olympiakos	10	42	30 71.42		
5	TOPIC, M.	Buducnost	9	52	36 69.23		
3 PTS. SHOOTING							
P	Player	Team	G.P.	Atte.	Made.		
1	SLANINA, D.	Zalgiris	10	50	31 62.00		
2	RACCA, J.	PAOK	9	23	13 56.52		
3	RIGAUDEAU, A.	Kinder	9	31	17 54.83		
4	AZOFRA, I.	Estudiantes	9	30	16 53.33		
5	DE WILDE, W.	W.Wallone	10	43	22 51.16		
1 PT. SHOOTING							
P	Player	Team	G.P.	Atte.	Made.		
1	WILLIAMS, H.	M.Verona	9	33	31 93.93		
2	KORONIOS, E.	PAOK	9	29	27 93.10		
3	BECIROVIC, S.	Kinder	9	65	60 92.30		
4	RISACHER, S.	Olympiakos	10	38	34 89.47		
5	BALDWIN, P.	Zadar	9	56	50 89.28		
REBOUNDS							
P	Player	Team	G.P.	Def.	Off.	Tot.	Avg.
1	TOMASEVIC, D.	TAU	10	69	49	118	11.80
2	RADJA, D.	Cibona	10	71	30	101	10.10
3	ELLIS, R.	W.Wallone	10	62	34	96	9.60
4	GRIFFITH, R.	Kinder	10	66	28	94	9.40
5	BATISTE, M.	W.Wallone	10	61	31	92	9.20
ASSISTS							
P	Player	Team	G.P.	TOT.	Av.		
1	BENNETT, E.	TAU	10	60	6.00		
2	MARIC, I.	Zadar	10	59	5.90		
3	BLACKWELL, J.	H.Jerusalem	8	33	4.12		
4	McCOY, T.	Skyliners	10	37	3.70		
5	DINKINS, B.	Peristeri	10	37	3.70		
BLOCKS							
P	Player	Team	G.P.	TOT.	Av.		
1	HIZHNJAK, G.	Zalgiris	10	32	3.20		
2	PEJCINOVIC, D.	Buducnost	10	25	2.50		
3	GRIFFITH, R.	Kinder	10	18	1.80		
4	RADJA, D.	Cibona	10	13	1.30		
5	STRUELENS, E.	R.Madrid	10	13	1.30		
RECEIVED FOULS							
P	Player	Team	G.P.	TOT.	Av.		
1	FUCKA, G.	Paf	10	64	6.40		
2	TOMASEVIC, D.	TAU	10	61	6.10		
3	FORD, A.	Olympiakos	10	61	6.10		
4	RICH, J.	Lugano	10	57	5.70		
5	STEWART, K.	H.Jerusalem	9	51	5.66		
FOULS							
P	Player	Team	G.P.	TOT.	Av.		
1	SHIELDS, J.	Skyliners	8	37	4.62		
2	SESA, J.	Cibona	10	42	4.20		
3	HIZHNJAK, G.	Zalgiris	10	41	4.10		
4	ELSON, F.	Barcelona	10	40	4.00		
5	MARIC, I.	Zadar	10	40	4.00		
STEALS							
P	Player	Team	G.P.	TOT.	Av.		
1	RICH, J.	Lugano	10	37	3.70		
2	MARIC, I.	Zadar	10	37	3.70		
3	PITTIS, R.	Benetton	9	30	3.33		
4	GINOBILI, E.	Kinder	10	29	2.90		
5	BALDWIN, P.	Zadar	9	26	2.88		



Adecco Estudiantes Madrid

Table with 16 columns: Games, Points, Av., Av.Time, 2 P, 3 P, 1 P, DR, OR, Av., As, St, TO, BI, PF. Lists player statistics for Adecco Estudiantes Madrid.



FC Barcelona

Table with 16 columns: Games, Points, Av., Av.Time, 2 P, 3 P, 1 P, DR, OR, Av., As, St, TO, BI, PF. Lists player statistics for FC Barcelona.



AEK Athens

Table with 16 columns: Games, Points, Av., Av.Time, 2 P, 3 P, 1 P, DR, OR, Av., As, St, TO, BI, PF. Lists player statistics for AEK Athens.



Hapoel Jerusalem

Table with 16 columns: Games, Points, Av., Av.Time, 2 P, 3 P, 1 P, DR, OR, Av., As, St, TO, BI, PF. Lists player statistics for Hapoel Jerusalem.



Benetton Basket Treviso

Table with 16 columns: Games, Points, Av., Av.Time, 2 P, 3 P, 1 P, DR, OR, Av., As, St, TO, BI, PF. Lists player statistics for Benetton Basket Treviso.



Haribo London Towers

Table with 16 columns: Games, Points, Av., Av.Time, 2 P, 3 P, 1 P, DR, OR, Av., As, St, TO, BI, PF. Lists player statistics for Haribo London Towers.



KK Zadar																			
Games	Points	Av.	Av.Time	2 P	3 P	1 P	DR.	OR	Av.	As	St	TO	Bl	PF					
BALDWIN, P.	9	165	18,3	0:31	44/80	55,00%	9/19	47,37%	50/56	89,29%	17	15	3,6	21	26	20	3	28	
DIJAN, T.	6	40	6,7	0:14	13/20	65,00%	2/3	66,67%	8/10	80,00%	8	3	1,8	4	2	6	1	4	
KNEZEVIC, T.	3	3	1,0	0:02	0/0	0/2	0,00%	3/4	75,00%	0	0	0,0	0	0	1	0	1	0	
KRUNIC, D.	10	141	14,1	0:25	33/59	55,93%	13/31	41,94%	36/38	94,74%	12	2	1,4	26	7	15	0	20	
MANDENVILLE, R.	10	71	7,1	0:18	28/48	58,33%	0/2	0,00%	15/20	75,00%	26	7	3,3	3	4	12	0	31	
MARIC, I.	10	117	11,7	0:31	14/31	45,16%	21/52	40,38%	26/31	83,87%	22	7	2,9	59	37	30	0	40	
PEJCINOVIC, D.	10	115	11,5	0:30	43/94	45,74%	0/1	0,00%	29/52	55,77%	52	27	7,9	18	16	19	25	39	
PERINCIC, H.	8	33	4,1	0:12	11/19	57,89%	3/9	33,33%	2/4	50,00%	9	3	1,5	3	1	7	0	14	
RUZIC, J.	10	112	11,2	0:28	23/42	54,76%	19/54	35,19%	9/19	47,37%	32	9	4,1	2	11	7	0	30	
RUZIC, T.	7	43	6,1	0:27	16/36	44,44%	0/0	0,00%	11/16	68,75%	23	7	4,3	4	3	11	4	29	
SPRALJA, S.	1	0	0,0	0:07	0/0	0/0	0/0	0,00%	0/0	0,00%	2	0	2,0	0	0	3	1	2	
840	84,00				225/429	52,45%	67/173	38,73%	189/250	75,60%	203	80	28,30	140	107	131	34	238	

Kinder Bologna																			
Games	Points	Av.	Av.Time	2 P	3 P	1 P	DR.	OR	Av.	As	St	TO	Bl	PF					
ABBIO, A.	19	155	8,2	0:24	23/53	43,40%	24/57	42,11%	37/52	71,15%	43	10	2,8	25	22	27	0	56	
AKRIVOS, C.	1	0	0,0	0:01	0/0	0/0	0/0	0,00%	0/0	0,00%	0	0	0,0	0	0	0	0	0	
AMBRASSA, F.	6	8	1,3	0:05	1/1	100,00%	1/5	20,00%	3/3	100,00%	3	0	0,5	1	2	0	0	1	
ANDERSEN, D.	22	160	7,3	0:18	53/92	57,61%	2/8	25,00%	48/58	82,76%	53	29	3,7	10	12	34	10	46	
BONORA, D.	18	54	3,0	0:13	11/15	73,33%	2/10	20,00%	26/36	72,22%	19	2	1,2	9	17	11	2	31	
BRKIC, D.	1	0	0,0	0:01	0/1	0,00%	0/0	0,00%	0/0	0,00%	0	0	0,0	0	0	0	0	0	
FROSINI, A.	16	116	7,3	0:22	51/89	57,30%	0/0	0,00%	14/27	51,85%	50	29	4,9	9	18	26	8	48	
GINOBILI, E.	22	334	15,2	0:29	80/144	55,56%	30/103	29,13%	84/108	77,78%	74	17	4,1	44	64	56	7	70	
GRIFFITH, R.	21	292	13,9	0:28	112/179	62,57%	0/1	0,00%	68/111	61,26%	128	55	8,7	13	36	43	27	76	
JARIC, M.	22	228	10,4	0:28	62/125	49,60%	17/55	30,91%	53/76	69,74%	50	17	3,0	50	43	58	5	62	
JESTRATJEVIC, N.	14	59	4,2	0:08	20/41	48,78%	0/0	0,00%	19/28	67,86%	21	8	2,1	2	9	9	1	33	
RIGAUDEAU, A.	20	272	13,6	0:26	43/81	53,09%	39/70	55,71%	69/79	87,34%	28	9	1,9	30	26	32	2	59	
SCONCINI, H.	4	21	5,3	0:15	4/9	44,44%	1/5	20,00%	10/10	100,00%	6	3	2,3	4	4	6	0	11	
SMODIS, M.	21	157	7,5	0:15	41/65	63,08%	15/46	32,61%	30/39	76,92%	32	14	2,2	8	13	19	5	53	
1856	84,36				501/895	55,98%	131/360	36,39%	461/627	73,52%	507	19331,82	205	266	321	67	546		

KK Buducnost Podgorica																			
Games	Points	Av.	Av.Time	2 P	3 P	1 P	DR.	OR	Av.	As	St	TO	Bl	PF					
BAKIC, B.	6	19	3,2	0:15	5/8	62,50%	1/12	8,33%	6/9	66,67%	1	2	0,5	3	9	4	0	12	
BRKIC, H.	4	40	10,0	0:19	9/17	52,94%	4/15	26,67%	10/15	66,67%	4	1	1,3	9	1	11	0	7	
JAMES, J.	4	32	8,0	0:18	14/40	35,00%	0/1	0,00%	4/8	50,00%	10	6	4,0	1	2	7	2	18	
KUZMANOVIC, V.	12	72	6,0	0:23	18/32	56,25%	8/37	21,62%	12/15	80,00%	15	16	2,6	9	10	14	2	24	
MILOJEVIC, D.	11	51	4,6	0:13	23/32	71,88%	0/5	0,00%	5/15	33,33%	17	18	3,2	2	7	11	0	36	
OBRAĐOVIC, S.	8	61	7,6	0:26	11/20	55,00%	8/41	19,51%	15/22	68,18%	11	2	1,6	8	12	12	1	23	
RADONJIC, D.	11	80	7,3	0:21	7/11	63,64%	16/45	35,56%	18/22	81,82%	14	4	1,6	8	6	7	0	29	
RADUNOVIC, B.	3	7	2,3	0:04	2/4	50,00%	1/3	33,33%	0/0	0,00%	3	0	1,0	0	0	1	0	2	
RAKOCEVIC, I.	11	142	12,9	0:29	40/75	53,33%	10/45	22,22%	32/49	65,31%	21	9	2,7	20	15	16	0	30	
SALENGA, D.	6	44	7,3	0:22	11/22	50,00%	4/10	40,00%	10/12	83,33%	10	4	2,3	7	6	10	1	11	
SEKULIC, B.	3	0	0,0	0:07	0/2	0,00%	0/1	0,00%	0/0	0,00%	2	1	1,0	0	0	1	0	5	
TOMASEVIC, D.	12	275	22,9	0:34	105/164	64,02%	0/4	0,00%	65/113	57,52%	78	60	11,5	37	24	36	12	34	
TOPIC, M.	9	130	14,4	0:30	36/52	69,23%	14/32	43,75%	16/17	94,12%	50	12	6,9	26	11	21	4	23	
VUKCEVIC, D.	10	60	6,0	0:21	12/22	54,55%	10/43	23,26%	6/8	75,00%	10	3	1,3	4	2	10	1	24	
1013	84,42				293/501	58,48%	76/294	25,85%	199/305	65,25%	246	138	32,00	134	105	161	23	278	

KK Cibona Vip Zagreb																			
Games	Points	Av.	Av.Time	2 P	3 P	1 P	DR.	OR	Av.	As	St	TO	Bl	PF					
AWOJOBI, T. F.	12	138	11,5	0:26	54/104	51,92%	2/8	25,00%	24/39	61,54%	50	15	5,4	18	16	17	2	25	
DZIDIC, B.	6	19	3,2	0:15	3/11	27,27%	4/13	30,77%	1/1	100,00%	7	6	2,2	0	4	6	1	12	
GIRICEK, G.	6	62	10,3	0:26	12/38	31,58%	4/31	12,90%	26/33	78,79%	14	4	3,0	5	2	16	0	13	
KUS, D.	8	8	1,0	0:04	0/2	0,00%	0/2	0,00%	8/8	100,00%	3	1	0,5	2	0	1	0	5	
LEE, A.	12	155	12,9	0:31	47/85	55,29%	7/21	33,33%	40/44	90,91%	19	4	1,9	20	24	28	0	30	
LONGIN, B.	5	10	2,0	0:09	5/8	62,50%	0/3	0,00%	0/2	0,00%	1	3	0,8	1	0	3	0	8	
MAMIC, M.	12	75	6,3	0:23	17/34	50,00%	7/25	28,00%	20/28	71,43%	33	30	5,3	3	9	9	2	33	
NICEVIC, S.	11	67	6,1	0:16	25/38	65,79%	0/0	0,00%	17/24	70,83%	24	13	3,4	2	5	12	3	23	
PLANINIC, Z.	5	10	2,0	0:16	5/10	50,00%	0/7	0,00%	0/0	0,00%	7	0	1,4	6	1	7	1	18	
PRKACIN, N.	11	100	9,1	0:20	39/78	50,00%	0/1	0,00%	22/32	68,75%	33	14	4,3	10	21	24	1	43	
SESAR, J.	12	188	15,7	0:32	38/92	41,30%	24/98	24,49%	40/63	63,49%	15	9	2,0	22	18	30	7	46	
SKELIN, M.	11	79	7,2	0:22	29/42	69,05%	0/0	0,00%	21/44	47,73%	50	32	7,5	4	13	21	10	32	
911	75,92				274/542	50,55%	48/209	22,97%	219/318	68,87%	256	131	32,25	93	113	174	27	288	

Lugano Snakes																			
Games	Points	Av.	Av.Time	2 P	3 P	1 P	DR.	OR	Av.	As	St	TO	Bl	PF					
DUNKLEY, S.	9	40	4,4	0:15	14/33	42,42%	0/2	0,00%	12/17	70,59%	27	12	4,3	2	11	8	5	16	
EDWARDS, J.	5	14	2,8	0:09	6/12	50,00%	0/2	0,00%	2/6	33,33%	5	5	2,0	1	4	3	1	11	
JOVANOVSKEI, D.	8	85	10,6	0:25	13/28	46,43%	15/41	36,59%	14/18	77,78%	16	5	2,6	7	6	11	1	29	
KOLLER, P.	10	9	0,9	0:11	3/9	33,33%	0/9	0,00%	3/6	50,00%	3	3	0,6	6	7	6	0	15	
MATTHEWS, L.	10	151	15,1	0:31	56/99	56,57%	1/8	12,50%	36/53	67,92%	34	29	6,3	3	20	17	7	26	
MRAZEK, H.	10	94	9,4	0:30	8/30	26,67%	19/50	38,00%	21/26	80,77%	16	4	2,0	14	15	29	0	33	
POLITE, M.	7	28	4,0	0:11	8/17	47,06%	0/0	0,00%	12/15	80,00%	10	10	2,9	0	2	6	0	12	
RAGA, M.	7	6	0,9	0:11	0/4	0,00%	2/8	25,00%	0/0	0,00%	5	2	1,0	3	3	4	1	9	
RICH, J.	10	215	21,5	0:33	65/128	50,78%	17/48	35,42%	34/49	69,39%	16	13	2,9	27	37	35	0	30	
SASSELLA, M.	5	5	1,0	0:07	1/4	25,00%	0/3	0,00%	3/4	75,00%	3	1	0,8	1	2	1	0	2	
STEVIC, D.	10	97	9,7	0:22	28/53	52,83%	10/31	32,26%	11/21	52,38%	29	18	4,7	0	18	19	1	38	
VALIS, N.	9	33	3,7	0:13	9/14	64,29%	3/9	33,33%	6/9	66,67%	16	2	2,0	7	3	15	0	35	
777	77,70				211/431	48,96%	67/211	31,75%	154/224	68,75%	180	104	28,40	71	128	156	16	256	

Müller Verona																			
Games	Points	Av.	Av.Time	2 P	3 P	1 P	DR.	OR	Av.	As	St	TO	Bl	PF					
ALBANO, C. A.	12	134	11,2	0:24	47/75	62,67%	4/17	23,53%	28/46	60,87%	45	18							



Olympiakos Piraeus																		
Games	Points	Av.	Av.Time	2 P	3 P	1 P	DR.	OR	Av.	As	St	TO	BI	PF				
BOUDOURIS, N.	12	27	2,3	0:08	2/4	50,00%	5/13	38,46%	8/10	80,00%	4	1	0,4	10	5	4	1	20
DE MIGUEL, I.	11	24	2,2	0:08	6/14	42,86%	0/0		12/23	52,17%	14	13	2,5	2	3	10	2	19
EKONOMOU, N.	12	158	13,2	0:27	27/47	57,45%	20/42	47,62%	44/55	80,00%	30	7	3,1	21	10	22	0	32
FEMERLING, P.	12	36	3,0	0:09	15/20	75,00%	0/2	0,00%	6/8	75,00%	14	14	2,3	2	6	9	5	19
PAPANIKOLAOU, D.	13	152	11,7	0:23	42/72	58,33%	12/26	46,15%	32/56	57,14%	34	17	3,9	15	19	26	5	37
RADJA, D.	14	198	14,1	0:28	73/136	53,68%	0/0		52/90	57,78%	94	43	9,8	14	23	38	20	40
RISACHER, S.	14	179	12,8	0:22	42/57	73,68%	18/36	50,00%	41/53	77,36%	26	13	2,8	12	17	17	4	32
RIVERS, D.	11	106	9,6	0:26	19/50	38,00%	16/46	34,78%	20/27	74,07%	17	8	2,3	24	18	22	0	36
SOULIS, V.	11	28	2,5	0:07	12/24	50,00%	0/0		4/8	50,00%	14	11	2,3	3	0	6	0	21
TOMIC, M.	14	134	9,6	0:30	20/41	48,78%	22/60	36,67%	28/41	68,29%	32	0	2,3	35	13	21	0	46
VOUKTSEVIC, D.	14	157	11,2	0:23	37/55	67,27%	17/58	29,31%	32/39	82,05%	14	1	1,1	14	12	22	5	25
1199	85,64			295/520	56,73%	110/283	38,87%	279/410	68,05%	293	128	30,07	152	126	197	42	327	

Opel Skyliners Frankfurt																		
Games	Points	Av.	Av.Time	2 P	3 P	1 P	DR.	OR	Av.	As	St	TO	BI	PF				
BOIDAKOV, R.	4	16	4,0	0:10	7/11	63,64%	0/2	0,00%	2/2	100,00%	1	5	1,5	0	2	1	1	2
GREY, R.	9	60	6,7	0:24	13/32	40,63%	7/13	53,85%	13/17	76,47%	17	5	2,4	5	7	9	1	36
HENNEIN, D.	1	12	12,0	0:31	5/6	83,33%	0/0		2/3	66,67%	3	2	5,0	1	3	2	0	3
JANKE, I.	1	4	4,0	0:09	1/2	50,00%	0/0		2/3	66,67%	0	0	0,0	0	2	1	0	0
LUTCKE, N.	8	34	4,3	0:20	7/19	36,84%	6/24	25,00%	2/3	66,67%	8	7	1,9	12	8	4	0	19
MARAS, R.	8	54	6,8	0:20	20/49	40,82%	0/0		14/18	77,78%	36	16	6,5	6	6	16	1	27
McCOY, T.	10	153	15,3	0:35	36/75	48,00%	13/47	27,66%	42/53	79,25%	35	6	4,1	37	18	33	1	33
NURNBERGER, K.	3	16	5,3	0:29	4/9	44,44%	2/8	25,00%	2/2	100,00%	5	1	2,0	4	5	6	0	10
PALMER, W.	3	35	11,7	0:22	14/30	46,67%	1/6	16,67%	4/6	66,67%	9	4	4,3	1	3	14	2	10
ROLLER, P.	5	29	5,8	0:27	10/20	50,00%	3/17	17,65%	0/0		7	1	1,6	8	2	8	0	9
SHIELDS, J.	8	66	8,3	0:23	27/52	51,92%	1/9	11,11%	9/17	52,94%	23	12	4,4	11	5	13	1	37
SIMIC, A.	2	6	3,0	0:10	3/4	75,00%	0/0		0/0		2	0	1,0	1	1	3	0	1
TAYLOR, D.	7	96	13,7	0:31	25/48	52,08%	9/21	42,86%	19/22	86,36%	14	4	2,6	21	11	12	0	21
TERDENGE, G.	10	115	11,5	0:27	40/83	48,19%	3/14	21,43%	26/30	86,67%	28	17	4,5	14	4	17	3	37
696	69,60			212/440	48,18%	45/163	27,61%	137/176	77,84%	188	80	26,80	121	77	139	10	245	

Ovarense Aerosoles																		
Games	Points	Av.	Av.Time	2 P	3 P	1 P	DR.	OR	Av.	As	St	TO	BI	PF				
ADAMS, T.	10	118	11,8	0:31	27/59	45,76%	13/30	43,33%	25/30	83,33%	31	16	4,7	16	10	32	1	28
BERBOIS, D.	8	60	7,5	0:17	12/22	54,55%	8/24	33,33%	12/15	80,00%	9	4	1,6	14	4	25	0	25
FERNANDEZ, N.	8	31	3,9	0:13	10/21	47,62%	2/4	50,00%	5/10	50,00%	12	1	1,6	1	4	13	8	26
HILL, K.	10	172	17,2	0:34	72/111	64,86%	1/8	12,50%	25/38	65,79%	42	34	7,6	15	19	35	0	29
KENNEDY, T.	10	85	8,5	0:28	22/40	55,00%	11/33	33,33%	8/11	72,73%	17	5	2,2	10	6	17	1	19
LLEAL, J.	10	115	11,5	0:28	21/54	38,89%	15/40	37,50%	28/34	82,35%	17	6	2,3	21	11	24	2	28
MANARTE, N.	10	45	4,5	0:23	16/32	50,00%	1/8	12,50%	10/16	62,50%	19	2	2,1	21	16	25	0	27
MANOVIC, J.	2	9	4,5	0:17	1/4	25,00%	1/6	16,67%	4/4	100,00%	1	0	0,5	5	0	2	0	8
MCDANIELS, L.	1	4	4,0	0:04	1/2	50,00%	0/0		2/2	100,00%	0	0	0,0	0	0	2	0	1
SAHIN, M.	4	46	11,5	0:26	23/33	69,70%	0/0		0/6	0,00%	22	1	5,8	3	2	6	0	11
SILVA, J.	2	5	2,5	0:04	1/1	100,00%	1/2	50,00%	0/0		0	0	0,0	3	0	0	0	0
SING, J.	3	8	2,7	0:08	2/2	100,00%	1/3	33,33%	1/1	100,00%	5	0	1,7	3	1	3	1	3
698	69,80			208/381	54,59%	54/158	34,18%	120/167	71,86%	175	69	24,40	112	73	184	13	205	

Paf Bologna																		
Games	Points	Av.	Av.Time	2 P	3 P	1 P	DR.	OR	Av.	As	St	TO	BI	PF				
AUTRY, A.	18	130	7,2	0:21	31/56	55,36%	13/32	40,63%	29/48	60,42%	32	9	2,3	21	17	39	1	46
BASILE, G.	18	179	9,9	0:27	30/49	61,22%	28/90	31,11%	35/48	72,92%	45	10	3,1	39	27	35	3	46
DAMIAO, M.	9	14	1,6	0:09	5/9	55,56%	0/3	0,00%	4/13	30,77%	18	5	2,6	1	6	3	1	12
DE POL, A.	14	48	3,4	0:12	7/21	33,33%	2/16	12,50%	28/38	73,68%	14	6	1,4	4	5	9	0	20
FUCKA, G.	17	335	19,7	0:33	115/195	58,97%	12/31	38,71%	69/110	62,73%	101	42	8,4	12	39	38	14	37
GALANDA, G.	18	126	7,0	0:19	38/86	44,19%	8/28	28,57%	26/32	81,25%	35	27	3,4	12	21	25	5	53
LEE BOWIE, A.	10	111	11,1	0:27	20/37	54,05%	15/33	45,45%	26/30	86,67%	28	8	3,6	10	8	18	2	20
MENEGHIN, A.	15	108	7,2	0:24	13/35	37,14%	24/65	36,92%	10/14	71,43%	26	10	2,4	20	16	20	3	47
MYERS, C.	10	156	15,6	0:27	25/57	43,86%	20/56	35,71%	46/62	74,19%	17	4	2,1	19	18	10	0	25
PILUTTI, C.	13	37	2,8	0:17	8/21	38,10%	5/19	26,32%	6/10	60,00%	20	5	1,9	7	18	10	0	19
RUGGERI, M.	9	38	4,2	0:10	8/14	57,14%	4/18	22,22%	10/15	66,67%	14	3	1,9	2	4	8	1	14
VFRANKOVIC, S.	10	62	6,2	0:21	23/36	63,89%	0/0		16/25	64,00%	54	11	6,5	6	19	22	26	29
ZUKAUSKAS, E.	11	68	6,2	0:13	20/51	39,22%	1/1	100,00%	25/44	56,82%	21	18	3,5	2	17	12	5	24
1412	78,44			343/667	51,42%	132/392	33,67%	330/489	67,48%	425	158	32,39	155	215	258	61	392	

PAOK Thessaloniki																		
Games	Points	Av.	Av.Time	2 P	3 P	1 P	DR.	OR	Av.	As	St	TO	BI	PF				
AVENTA, A.	3	8	2,7	0:19	4/11	36,36%	0/0		0/0		7	5	4,0	4	7	4	2	11
BLAIR, J.	5	66	13,2	0:33	24/45	53,33%	0/1	0,00%	18/37	48,65%	45	24	13,8	3	4	8	8	9
CARGOL, J.	12	46	3,8	0:13	17/31	54,84%	1/6	16,67%	9/12	75,00%	20	7	2,3	5	1	7	2	23
COLDEBELLA, C.	13	71	5,5	0:26	9/23	39,13%	10/27	37,04%	23/26	88,46%	39	1	3,1	32	14	12	2	46
DAINEKO, V.	8	74	9,3	0:26	26/52	50,00%	3/13	23,08%	13/16	81,25%	28	9	4,6	1	9	9	4	27
GIANNOULIS, Y.	8	113	14,1	0:31	41/59	69,49%	0/0		31/54	57,41%	52	17	8,6	14	6	22	5	25
KORONIOS, E.	11	120	10,9	0:26	15/39	38,46%	18/45	40,00%	36/38	94,74%	14	8	2,0	32	11	21	1	33
LIADELIS, P.	13	295	22,7	0:33	86/162	53,09%	7/23	30,43%	102/121	84,30%	33	2	2,7	19	7	24	0	28
LIMNIATIS, G.	6	2	0,3	0:04	1/3	33,33%	0/0		0/0		5	0	0,8	4	1	2	0	3
RACCA, J.	13	105	8,1	0:17	23/41	56,10%	16/27	59,26%	11/14	78,57%	10	6	1,2	5	9	7	3	19
SIGALAS, G.	13	139	10,7	0:28	21/58	36,21%	17/47	36,17%	46/59	77,97%	38	6	3,4	32	19	28	3	55
VASILIADIS, K.	2	0	0,0	0:00	0/0	0,00%	0/0		0/0		1	0	0,5	0	0	0	0	0
WEIS, F.	5	28	5,6	0:18	13/22	59,09%	0/0		2/5	40,00%	16	7	4,6	4	2	3	7	15
1067	82,08			280/546	51,28%	72/189	38,10%	291/382	76,18%	308	92	30,77	155	90	147	37	294	

Peristeri Athens																	
Games	Points	Av.	Av.Time	2 P	3 P	1 P	DR.	OR	Av.	As	St	TO	BI	PF			
AMANATIDIS, A.	12	113	9,4	0:26													



		Games	Points	Av.	Av.Time	2 P	3 P	1 P	DR.	OR	Av.	As	St	TO	BI	PF			
ANGULO, A.	14	94	6,7	0:18	39/74	52,70%	3/9	33,33%	7/12	58,33%	27	3	2,1	10	20	16	1	18	
ANGULO, L.	13	89	6,8	0:17	21/44	47,73%	4/9	44,44%	35/43	81,40%	20	7	2,1	10	17	21	3	37	
DJORDJEVIC, A.	10	124	12,4	0:21	14/24	58,33%	23/44	52,27%	27/30	90,00%	15	2	1,7	19	5	20	2	19	
ESLAVA, A.	1	1	1,0	0:03	0/0		0/0		1/2	50,00%	1	1	2,0	1	0	0	0	1	
HERREROS, A.	14	154	11,0	0:23	28/55	50,91%	21/58	36,21%	35/46	76,09%	29	9	2,7	17	16	13	1	25	
ITURBE, I.	12	58	4,8	0:17	10/28	35,71%	9/24	37,50%	11/16	68,75%	30	4	2,8	6	11	10	1	26	
LOPEZ, R.	12	98	8,2	0:22	16/36	44,44%	16/35	45,71%	18/21	85,71%	20	4	2,0	39	18	24	0	30	
MEEK, E.	13	161	12,4	0:25	59/89	66,29%	0/0		43/70	61,43%	57	22	6,1	3	10	26	4	50	
MILIC, M.	14	131	9,4	0:22	49/94	52,13%	3/9	33,33%	24/43	55,81%	36	29	4,6	26	26	29	0	32	
NUÑEZ, R.	7	28	4,0	0:11	4/5	80,00%	5/14	35,71%	5/9	55,56%	10	2	1,7	4	5	7	0	8	
STRUELENS, E.	14	133	9,5	0:23	50/84	59,52%	0/1	0,00%	33/51	64,71%	60	28	6,3	17	21	29	19	41	
ZIDEK, J.	14	93	6,6	0:15	13/30	43,33%	18/43	41,86%	13/19	68,42%	28	7	2,5	5	3	10	1	41	
1164	77,60	303/563	53,82%	102/246	41,46%	252/362	69,61%	333	118	30,07	157	152	205	32	328				

		Games	Points	Av.	Av.Time	2 P	3 P	1 P	DR.	OR	Av.	As	St	TO	BI	PF			
BATISTE, M.	10	161	16,1	0:28	63/122	51,64%	3/10	30,00%	26/34	76,47%	61	31	9,2	4	9	27	3	32	
BROWN, L.	7	87	12,4	0:27	23/35	65,71%	8/25	32,00%	17/24	70,83%	10	3	1,9	13	8	21	0	20	
CLEYMANS, E.	10	41	4,1	0:22	6/21	28,57%	4/35	11,43%	17/21	80,95%	8	4	1,2	4	4	12	0	25	
CRUCIFIX, G.	2	0	0,0	0:01	0/0		0/2	0,00%	0/1	0,00%	0	0	0,0	0	0	1	0	1	
DE WILDE, W.	10	92	9,2	0:24	10/25	40,00%	22/43	51,16%	6/13	46,15%	14	4	1,8	2	3	15	2	36	
DEFOSSÉ, J.	1	0	0,0	0:01	0/0		0/0		0/0	0,00%	0	0	0,0	0	0	1	0	0	
DESJ, D.	10	62	6,2	0:23	7/23	30,43%	10/26	38,46%	18/21	85,71%	8	2	1,0	12	7	16	0	29	
ELLIS, R.	10	128	12,8	0:28	37/80	46,25%	15/40	37,50%	9/14	64,29%	62	34	9,6	15	15	27	2	37	
JEROME, J.	10	130	13,0	0:23	40/69	57,97%	5/17	29,41%	35/50	70,00%	20	34	5,4	3	2	22	1	33	
MANPUYA, E.	2	0	0,0	0:00	0/0		0/0		0/0	0,00%	0	0	0,0	0	0	1	0	0	
STAS, J.	9	63	7,0	0:26	20/30	66,67%	5/19	26,32%	8/11	72,73%	10	0	1,1	11	3	14	0	23	
THIRY, B.	6	4	0,7	0:09	2/5	40,00%	0/0		0/2	0,00%	3	0	0,5	0	1	7	0	12	
TISON, S.	1	1	1,0	0:01	0/0		0/0		1/2	50,00%	0	0	0,0	0	0	0	0	0	
769	76,90	208/410	50,73%	72/217	33,18%	137/193	70,98%	196	112	30,80	64	52	164	8	248				

		Games	Points	Av.	Av.Time	2 P	3 P	1 P	DR.	OR	Av.	As	St	TO	BI	PF			
ALIHODZIC, D.	10	72	7,2	0:23	21/41	51,22%	4/10	40,00%	18/35	51,43%	35	8	4,3	6	12	19	6	36	
BAZAREVICH, S.	10	112	11,2	0:28	30/59	50,85%	5/27	18,52%	37/44	84,09%	17	0	1,7	28	7	45	0	25	
BRKIC, B.	6	10	1,7	0:09	2/3	66,67%	1/5	20,00%	3/4	75,00%	1	1	0,3	2	1	2	0	4	
EDWARDS, S.	5	67	13,4	0:29	8/17	47,06%	10/33	30,30%	21/25	84,00%	14	5	3,8	19	7	16	0	9	
HAMILTON, D.	10	218	21,8	0:38	70/114	61,40%	7/19	36,84%	57/69	82,61%	47	30	7,7	28	23	24	12	35	
JENNINGS, K.	5	51	10,2	0:24	20/40	50,00%	1/5	20,00%	8/10	80,00%	12	4	3,2	9	6	18	0	12	
KISSOURINE, E.	10	79	7,9	0:28	17/39	43,59%	6/25	24,00%	27/37	72,97%	38	10	4,8	8	10	15	4	34	
KRALJEVIC, M.	9	45	5,0	0:17	18/39	46,15%	0/0		9/16	56,25%	17	7	2,7	6	6	8	1	28	
MALTSEV, A.	9	37	4,1	0:12	2/8	25,00%	10/24	41,67%	3/4	75,00%	9	2	1,2	2	3	3	0	21	
STAZIC, S.	10	76	7,6	0:19	24/36	66,67%	5/14	35,71%	13/21	61,90%	21	3	2,4	14	14	17	0	22	
VERGINELLA, M.	8	11	1,4	0:05	5/8	62,50%	0/0		1/2	50,00%	7	1	1,0	1	0	1	0	9	
VESKOVIC, M.	1	0	0,0	0:01	0/0		0/0		0/0	0,00%	0	0	0,0	0	0	0	0	0	
778	77,80	217/404	53,71%	49/162	30,25%	197/267	73,78%	218	71	28,90	123	89	168	23	235				

		Games	Points	Av.	Av.Time	2 P	3 P	1 P	DR.	OR	Av.	As	St	TO	BI	PF			
ALEXANDER, V.	22	297	13,5	0:30	120/213	56,34%	1/4	25,00%	54/73	73,97%	113	41	7,0	16	20	47	4	74	
BENNETT, E. J.	22	314	14,3	0:35	78/170	45,88%	22/84	26,19%	92/124	74,19%	37	12	2,2	120	43	56	1	58	
CORCHIANI, C.	17	52	3,1	0:11	9/20	45,00%	3/13	23,08%	25/33	75,76%	12	8	1,2	10	19	9	0	26	
FOIREST, L.	21	173	8,2	0:23	25/55	45,45%	27/70	38,57%	42/57	73,68%	52	5	2,7	19	15	36	0	60	
GARCIA, D.	13	17	1,3	0:06	5/15	33,33%	2/8	25,00%	1/2	50,00%	12	2	1,1	5	0	4	3	12	
OBERTO, F.	22	240	10,9	0:28	105/160	65,63%	0/0		30/66	45,45%	94	68	7,4	24	44	28	13	74	
SCOLA, L.	22	192	8,7	0:18	75/136	55,15%	0/1	0,00%	42/78	53,85%	60	36	4,4	15	21	46	3	79	
STOMBERGAS, S.	22	265	12,0	0:27	45/85	52,94%	44/86	51,16%	43/52	82,69%	38	14	2,4	15	20	27	4	79	
TIMINSKAS, M.	22	134	6,1	0:22	35/63	55,56%	10/43	23,26%	34/45	75,56%	52	14	3,0	26	22	33	4	58	
VIDAL, S.	14	20	1,4	0:06	4/15	26,67%	2/9	22,22%	6/12	50,00%	5	1	0,4	3	5	5	0	13	
1704	77,45	501/932	53,76%	111/318	34,91%	369/542	68,08%	475	201	30,73	253	209	291	32	533				

		Games	Points	Av.	Av.Time	2 P	3 P	1 P	DR.	OR	Av.	As	St	TO	BI	PF			
ARSIC, P.	14	97	6,9	0:15	34/57	59,65%	6/33	18,18%	11/17	64,71%	34	10	3,1	8	9	12	4	34	
BECIROVIC, S.	15	310	20,7	0:32	66/151	43,71%	28/70	40,00%	94/105	89,52%	45	13	3,9	53	26	50	2	47	
BREZEC, P.	14	124	8,9	0:21	50/70	71,43%	0/0		24/48	50,00%	39	31	5,0	5	13	15	14	45	
GOLEMAC, J.	12	82	6,8	0:17	21/39	53,85%	7/18	38,89%	19/29	65,52%	26	17	3,6	11	4	22	2	42	
JORDAN, W.	12	43	3,6	0:22	11/23	47,83%	6/21	28,57%	3/8	37,50%	9	3	1,0	19	19	13	1	27	
KOTNIK, S.	13	45	3,5	0:10	17/40	42,50%	0/0		11/15	73,33%	23	15	2,9	2	8	15	1	17	
KOVACIC, E.	14	181	12,9	0:27	70/131	53,44%	0/1	0,00%	41/59	69,49%	75	40	8,2	11	26	22	8	44	
MODRIC, S.	7	27	3,9	0:12	6/10	60,00%	3/5	60,00%	6/8	75,00%	14	10	3,4	3	7	5	2	24	
SCOTT EVANS, D.	4	11	2,8	0:10	1/6	16,67%	1/3	33,33%	6/6	100,00%	2	1	0,8	3	4	5	0	8	
UDRIH, B.	13	93	7,2	0:24	31/58	53,45%	5/20	25,00%	16/27	59,26%	23	6	2,2	28	15	23	1	37	
WELSCH, J.	15	77	5,1	0:16	24/52	46,15%	5/20	25,00%	14/15	93,33%	12	5	1,1	8	10	12	0	34	
ZUKAUSKAS, M.	15	112	7,5	0:20	13/28	46,43%	24/48	50,00%	14/21	66,67%	20	13	2,2	14	12	13	1	41	
1202	80,13	344/665	51,73%	85/239	35,56%	259/358	72,35%	322	164	32,40	165	153	207	36	400				

		Games	Points	Av.	Av.Time	2 P	3 P	1 P	DR.	OR	Av.	As	St	TO	BI	PF		
ANDRIUKAITIS, M.	4	41	10,3	0:18	15/24	62,50%	0/0		11/12	91,67%	9	7	4,0	1	1	4	2	11
GINEVICIUS, V.	1	0	0,0	0:21	0/2	0,00%	0/1	0,00%	0/0		2	0	2,0	1	1	2	0	2
GUSTAS, G.	5	12	2,4	0:08	1/5	20,00%	1/3	33,33%	7/8	87,50%	1	2	0,6	2	1	2	0	6
HIZNYAK, G.	12	145	12,1	0:29	41/73	56,16%	0/3	0,00%	63/75	84,00%	66	20	7,2	10	8	25	38	49
JURKUNAS, A.	12	145	12,1	0:26	25/45	55,56%	24/58	41,38%	23/35	65,71%	37	7	3,7	13	15	21	11	45
KARLUKANOVAS, N																		



FINAL FOUR MVP
Dejan Bodiroga,
Panathinaikos Athens



REGULAR SEASON MVP
Mirsad Turkcan
CSKA Moscow



TOP 16 MVP
Dejan Bodiroga
Panathinaikos
Athens

EUROLEAGUE PLAYERS OF THE WEEK

WEEK 1	ASIM PARS	Ülker Istanbul	WEEK 12	MIRSAD TURKCAN	CSKA Moscow
WEEK 2	JAKA LAKOVIC	KrKa Novo Mesto		RON ELLIS	Charleroi
WEEK 3	GREGOR FUCKA	Skipper Bologna	WEEK 13	YANN BONATO	Asvel Villeurbanne
WEEK 4	GREGOR FUCKA	Skipper Bologna		BENO UDRIH	Olimpija Ljubljana
WEEK 5	SASHA DJORDJEVIC	Real Madrid		GRYGORIJ HIZNJAK	Zalgiris Kaunas
	MIRSAD TURKCAN	CSKA Moscow	WEEK 14	GRYGORIJ HIZNJAK	Zalgiris Kaunas
WEEK 6	VALERY DAINEKO	Ural Great Perm	WEEK 15	RUSLAN AVLEEV	Ural Great Perm
WEEK 7	DEMOS DIKOUDIS	AEK Athens	WEEK 16	ALPHONSO FORD	Olympiakos Piraeus
WEEK 8	ANDRIUS GIEDRAITIS	Telindus Oostende	WEEK 17	MEHMET OKUR	Efes Pilsen Istanbul
WEEK 9	RUSLAN AVLEEV	Ural Great Perm	WEEK 18	MATJAZ SMODIS	Virtus Kinder Bologna
WEEK 10	MIRSAD TURKCAN	CSKA Moscow	WEEK 19	MARCUS BROWN	Efes Pilsen Istanbul
WEEK 11	NIKSA PRKACIN	Cibona Zagreb	WEEK 20	MIRSAD TURKCAN	CSKA Moscow

All-Euroleague Teams

ALL-EUROLEAGUE 1 ST TEAM	ALL-EUROLEAGUE 2 ND TEAM		
TYUS EDNEY	Benetton Treviso	ARRIEL MCDONALD	Maccabi Tel Aviv
MARKO JARIC	Virtus Kinder Bologna	ALPHONSO FORD	Olympiakos Piraeus
MANUEL GINOILI	Virtus Kinder Bologna	MIRSAD TURKCAN	CSKA Moscow
DEJAN BODIROGA	Panathinaikos Athens	MARCELO NICOLA	Benetton Treviso
DEJAN TOMASEVIC	Tau Cerámica Vitoria	JOSEPH BLAIR	Scavolini Pesaro



FINAL FOUR

Semifinal 1

BOLOGNA • May 3, 2002

BENETTON TREVISO • KINDER BOLOGNA

82-90 (26-23,15-16,22-24,19-27)

■ **BENETTON:** Nicola 3, Edney 19, Pittis, Marconato 6, Bulleri 4, Chikalkin 7, Nachbar 17, Bell 19, Garbajosa 8.
DNP: Stojic, Tskitishvili, Basei. **Coach:** D'Antoni.
 ■ **KINDER:** Ginobili 14, Becirovic 14, Granger, Frosini 4, Andersen 15, Rigaudeau 4, Griffith 13, Smodis 8, Jaric 18.
DNP: Brkic, Barlera, Bonora. **Coach:** Messina.

Referees: Betancor (Spain), Tsanidis (Greece), Coelho (Portugal).

Semifinal 2

BOLOGNA • May 3, 2002

PANATHINAIKOS ATHENS • MACCABI TEL AVIV

83-75 (27-23, 17-21, 13-21, 21-18)

■ **PANATHINAIKOS:** Alvertis 11, Kalaitzis 2, Rogers 5, Mulaomerovic 6, Bodirosa 26, Middleton 15, Kutluay 9, Albano, Papadopoulos 9, Sanchez. **DNP:** Sioutis, Balogiannis. **Coach:** Obradovic.
 ■ **MACCABI:** Henefeld, Sharp 3, Huffman 16, Parker 11, Shelef 8, Burstein 18, Curcic 3, Mc Donald 11, Besok 5.
DNP: Halperin, Fanan, Saffar. **Coach:** Blatt

Referees: Brazauskas (Lithuania), Lamonica (Italy), Arteaga (Spain).

Final

BOLOGNA • May 5, 2002

KINDER BOLOGNA • PANATHINAIKOS ATHENS

83-89 (23-23,25-17,13-24,22-25)

■ **KINDER:** Ginobili 27, Becirovic 4, Granger 10, Frosini, Andersen 3, Rigaudeau 3, Griffith 2, Smodis 23, Jaric 11.
DNP: Bonora, Brkic, Barlera. **Coach:** Messina.
 ■ **PANATHINAIKOS:** Alvertis 11, Kalaitzis, Rogers 7, Mulaomerovic 6, Bodirosa 21, Middleton 10, Kutluay 22, Papadopoulos 12, Sanchez. **DNP:** Balogiannis, Sioutis, Albano. **Coach:** Obradovic.

Referees: Betancor (Spain), Arteaga (Spain), Brazauskas (Lithuania).

REGULAR SEASON

RESULTS

GROUP A

WEEK 1-8	Olympiakos-Slask Wroc.	101-79, 80-75	WEEK 6-13	Benetton-Slask Wroc.	88-72, 93-91	
Charleroi-Slask Wroclaw	53-71, 95-94	Efes Pilsen-Alba	78-72, 74-73	Unicaja-Alba	86-79, 84-72	
Maccabi-Alba	82-70, 65-64	WEEK 4-11	Alba-Benetton	89-83, 71-100	Charleroi-Efes Pilsen	79-75, 65-78
Benetton-Unicaja	98-94, 68-67	Slask Wroc.-Efes Pilsen	74-79, 51-63	Maccabi-Olympiakos	78-73, 91-94	
Olympiakos-Efes Pilsen	87-72, 80-79	Unicaja-Olympiakos	86-79, 80-81	WEEK 7-14	Olympiakos-Benetton	87-91, 81-89
WEEK 2-9	Efes Pilsen-Benetton	87-78, 86-88	Charleroi-Maccabi	63-74, 78-94	Efes Pilsen-Maccabi	68-72, 78-76
Alba-Olympiakos	69-88, 75-91	WEEK 5-12	Benetton-Maccabi	87-83, 74-80	Alba-Charleroi	98-97, 91-100
Slask Wroclaw-Maccabi	79-65, 56-75	Olympiakos-Charleroi	107-78, 76-56	Slask Wroclaw-Unicaja	58-63, 66-65	
Unicaja-Charleroi	76-68, 77-75	Efes Pilsen-Unicaja	75-71, 67-66			
WEEK 3-10	Benetton-Charleroi	86-78, 83-76	Alba-Slask Wroclaw	75-64, 66-71		
Maccabi-Unicaja	82-60, 84-79					

GROUP B

WEEK 1-8	Skyliners-London	61-57, 94-77	WEEK 6-13	Kinder-London	94-72, 96-57	
Kinder-Zalgiris	90-54, 67-91	Barcelona-Peristeri	73-77, 101-72	Zalgiris-Peristeri	81-78, 70-62	
Ulker-London	107-64, 93-75	WEEK 4-11	Peristeri-Kinder	58-87, 72-87	Ulker-Barcelona	77-87, 64-85
Olimpija-Peristeri	81-74, 75-67	London-Barcelona	67-99, 63-101	Olimpija-Skyliners	81-55, 79-56	
Skyliners-Barcelona	74-88, 81-90	Zalgiris-Skyliners	73-75, 75-84	WEEK 7-14	Skyliners-Kinder	80-79, 62-69
WEEK 2-9	Barcelona-Kinder	69-85, 81-91	Ulker-Olimpija	75-63, 80-78	Barcelona-Olimpija	81-61, 74-80
Peristeri-Skyliners	89-93, 55-72	WEEK 5-12	Kinder-Olimpija	86-70, 89-85	Peristeri-Ulker	82-95, 79-93
London-Olimpija	58-91, 40-73	Skyliners-Ulker	74-70, 76-78	London-Zalgiris	58-81, 72-90	
Zalgiris-Ulker	79-92, 66-79	Barcelona-Zalgiris	90-86, 92-72			
WEEK 3-10	Kinder-Ulker	68-60, 75-51	Peristeri-London	99-75, 87-75		
Olimpija-Zalgiris	87-66, 81-70					

GROUP C

WEEK 1-8	Novo Mesto-Skipper	94-100, 88-73	WEEK 6-13	Pau Orthez-Skipper	86-69, 75-83	
Pau Orthez-CSKA	91-83, 69-80	Zadar-Real Madrid	73-81, 84-114	CSKA-Real Madrid	77-92, 86-82	
Panathinaikos-Skipper	81-70, 79-77	WEEK 4-11	Real Madrid-Pau Orthez	92-80, 74-78	Panathinaikos-Zadar	102-64, 85-81
Buducnost-Real Madrid	72-82, 71-90	Skipper-Zadar	95-85, 82-76	Buducnost-Novu Mesto	77-72, 74-101	
Novo Mesto-Zadar	91-94, 98-97	CSKA-Novu Mesto	86-80, 93-107	WEEK 7-14	Novo Mesto-Pau Orthez	84-73, 84-74
WEEK 2-9	Zadar-Pau Orthez	79-83, 73-101	Panathin.-Buducnost	91-82, 84-72	Zadar-Buducnost	88-79, 97-110
Real Madrid-Novu Mesto	87-93, 95-79	WEEK 5-12	Pau Orthez-Buducnost	87-90, 79-77	Real Madrid-Panathin.	70-78, 77-88
Skipper-Buducnost	109-79, 86-70	Novo Mesto-Panathin.	82-81, 92-98	Skipper-CSKA	97-99, 77-75	
CSKA-Panathinaikos	85-91, 80-83	Zadar-CSKA	73-90, 92-96			
WEEK 3-10	Pau Orthez-Panathin.	67-79, 63-67	Real Madrid-Skipper	87-82, 87-93		
Buducnost-CSKA	72-103, 83-88					

GROUP D

WEEK 1-8	Partizan-Oostende	86-82, 94-104	Asvel-Scavolini	63-80, 99-65	WEEK 6-13	Partizan-Scavolini	68-80, 86-98
Ural Great-Scavolini	99-88, 85-103	AEK-Tau Vitoria	85-82, 62-82	Oostende-Tau Vitoria	74-88, 78-114	Ural Great-AEK	86-77, 85-99
Cibona-Tau Vitoria	96-93, 58-81	WEEK 4-11	Tau Vitoria-Partizan	80-85, 65-59	Cibona-Asvel	70-82, 84-99	
Asvel-AEK	86-84, 65-87	Scavolini-AEK	68-89, 70-68	WEEK 7-14	Asvel-Partizan	78-91, 88-82	
WEEK 2-9	Aek-Partizan	106-70, 74-69	Oostende-Asvel	77-88, 76-89	AEK-Cibona	72-69, 89-90	
Tau Vitoria-Asvel	90-66, 71-73	Ural Great-Cibona	85-66, 97-102	Tau-Ural Great	112-84, 88-94	Scavolini-Oostende	86-75, 88-81
Scavolini-Cibona	88-75, 74-71	WEEK 5-12	Partizan-Cibona	81-76, 71-85			
Oostende-Ural Great	79-84, 79-109	Asvel-Ural Great	73-75, 98-103				
WEEK 3-10	Partizan-Ural Great	85-80, 111-100	AEK-Oostende	86-79, 73-102			
Cibona-Oostende	85-76, 84-74	Tau Vitoria-Scavolini	86-68, 85-75				



REGULAR SEASON

STANDINGS											
GROUP A						GROUP B					
	TG	W	L	P+	P-		TG	W	L	P+	P-
1 Benetton	14	11	3	1206	1142	1 Kinder	14	12	2	1163	963
2 Maccabi	14	10	4	1101	1021	2 Barcelona	14	10	4	1211	1047
3 Olympiakos	14	10	4	1205	1101	3 Ülker	14	9	5	1102	1063
4 Efes Pilsen	14	9	5	1059	1032	4 Olimpija	14	9	5	1085	969
5 Unicaja	14	6	8	1054	1052	5 Skyliners	14	8	6	1057	1060
6 Slask Wrocl.	14	4	10	1001	1061	6 Zalgiris	14	5	9	1054	1102
7 Alba	14	3	11	990	1062	7 Peristeri	14	3	11	1052	1158
8 Charleroi	14	3	11	1049	1181	8 London	14	0	14	910	1266

GROUP C						GROUP D					
	TG	W	L	P+	P-		TG	W	L	P+	P-
1 Panathin.	14	12	2	1176	1073	1 TAU	14	9	5	1219	1055
2 Real Madrid	14	9	5	1211	1123	2 AEK	14	9	5	1152	1102
3 Skipper	14	8	6	1193	1151	3 Ural Great	14	8	6	1248	1278
4 CSKA	14	8	6	1223	1189	4 Scavolini	14	8	6	1121	1137
5 Novo Mesto	14	7	7	1243	1219	5 ASVEL	14	8	6	1147	1135
6 Pau-Orthez	14	7	7	1127	1119	6 Partizan	14	6	8	1138	1191
7 Buducnost	14	3	11	1108	1257	7 Cibona	14	5	9	1120	1165
8 Zadar	14	2	12	1153	1306	8 Oostende	14	3	11	1102	1247

STATS LEADERS			
MVP RANKING			
P Player	G.P.	TOT.	Av.
1 TURKCAN, M.	11	309	28.09
POINTS			
P Player	G.P.	TOT.	Av.
1 FORD, A.	14	345	24.64
REBOUNDS			
P Player	G.P.	TOT.	Av.
1 TURKCAN, M.	11	153	13.90
ASSISTS			
P Player	G.P.	TOT.	Av.
1 HAWKINS, M.	14	70	5.00
BLOCKS			
P Player	G.P.	TOT.	Av.
1 HIZHNJAK, G.	14	45	3.21
STEALS			
P Player	G.P.	TOT.	Av.
1 GINOBILI, E.	14	36	2.57

TOP 16

RESULTS											
GROUP E			GROUP G			GROUP F			GROUP H		
WEEK 1			WEEK 1			WEEK 1			WEEK 1		
Benetton-Scavolini	94-66	Olympiakos-Panathin.	92-75	Efes Pilsen-Kinder	73-76	Maccabi-CSKA	69-68				
Skipper-Barcelona	97-93	AEK-Olimpija	97-87	Real Madrid-Ural G.	88-95	Tau-Ulker	101-69				
WEEK 2			WEEK 2			WEEK 2			WEEK 2		
Scavolini-Barcelona	87-88	Panathin.-Olimpija	85-67	Kinder-Ural Great	72-61	CSKA-Ulker	86-80				
Benetton-Skipper	96-90	Olympiakos-AEK	75-69	Efes P.-Real Madrid	63-67	Maccabi-Tau	77-78				
WEEK 3			WEEK 3			WEEK 3			WEEK 3		
Skipper-Scavolini	73-86	AEK-Panathinaikos	66-73	Real Madrid-Kinder	58-86	Tau-CSKA	73-87				
Barcelona-Benetton	76-75	Olimpija-Olympiakos	66-75	Ural Great-Efes P.	85-89	Ulker-Maccabi	78-91				
WEEK 4			WEEK 4			WEEK 4			WEEK 4		
Scavolini-Benetton	101-98	Panathin.-Olympiak.	88-78	Kinder-Efes Pilsen	77-71	CSKA-Maccabi	81-77				
Barcelona-Skipper	77-59	Olimpija-AEK	69-85	Ural G.-Real Madrid	104-113	Ulker-Tau	72-89				
WEEK 5			WEEK 5			WEEK 5			WEEK 5		
Scavolini-Skipper	71-90	Panathin.-AEK	96-92 OT	Kinder-Real Madrid	71-82	CSKA-Tau	73-90				
Benetton-Barcelona	89-75	Olympiak.-Olimpija	85-89 OT	Efes Pilsen-Ural G.	101-84	Maccabi-Ulker	2-0				
WEEK 6			WEEK 6			WEEK 6			WEEK 6		
Barcelona-Scavolini	90-76	Olimpija-Panathin.	72-79	Ural Great-Kinder	87-78	Ulker-CSKA	96-91				
Skipper-Benetton	73-86	AEK-Olympiakos	65-75	Real Madrid-Efes P.	92-109	Tau-Maccabi	65-94				

STANDINGS											
GROUP E					GROUP F						
	TG	W	L	P+	P-		TG	W	L	P+	P-
1 Benetton	6	4	2	538	481	1 Kinder	6	4	2	460	432
2 Barcelona	6	4	2	499	483	2 Efes Pilsen	6	3	3	506	481
3 Skipper	6	2	4	482	509	3 Real Madrid	6	3	3	500	528
4 Scavolini	6	2	4	487	533	4 Ural Great	6	2	4	516	541

STATS LEADERS					
POINTS					
P Player	G.P.	TOT.	Av.		
1 FORD, A.	6	150	25.00		
ASSISTS					
P Player	G.P.	TOT.	Av.		
1 BENNETT, E.	6	33	5.50		
BLOCKS					
P Player	G.P.	TOT.	Av.		
1 HERNANDEZ, E.	6	10	1.66		
STEALS					
P Player	G.P.	TOT.	Av.		
1 BLAIR, J.	5	17	3.40		

GROUP G						GROUP H					
	TG	W	L	P+	P-		TG	W	L	P+	P-
1 Panathin.	6	5	1	496	467	1 Maccabi	6	4	2	410	370
2 Olympiakos	6	4	2	480	452	2 Tau Cramica	6	4	2	496	472
3 Aek	6	2	4	474	475	3 Cska	6	3	3	486	485
4 Olimpija	6	1	5	450	506	4 Ülker	6	1	5	395	460



Adecco Asvel Villeurbanne																		
	Games	Points	Av.	Av.Time	2 P	3 P	1 P	DR.	OR	Av.	As	St	TO	BI	PF			
ADE MENSAH, A.	5	10	2,0	0:10	5/10	50,00%	0/3	0,00%	0/0		1	3	0,8	11	4	6	0	9
BONATO, Y.	13	127	9,8	0:24	31/67	46,27%	8/24	33,33%	41/48	85,42%	27	19	3,5	22	10	19	1	42
CELESTAND, J.	8	82	10,3	0:25	18/38	47,37%	7/23	30,43%	25/30	83,33%	10	0	1,3	48	5	20	1	24
FIRIC, G.	1	0	0,0	0:08	0/0	0,00%	0/0	0,00%	0/0	0,00%	1	0	1,0	2	1	0	0	2
FRIGOUT, D.	13	108	8,3	0:21	47/78	60,26%	0/2	0,00%	14/23	60,87%	31	19	3,8	7	9	15	10	41
GUEDEGBE, D.	1	0	0,0	0:01	0/0	0,00%	0/0	0,00%	0/0	0,00%	0	0	0,0	0	0	1	0	1
HILL, K.	14	188	13,4	0:29	29/63	46,03%	38/91	41,76%	16/21	76,19%	16	10	1,9	25	13	16	4	27
HOFFMAN, P. J.	3	1	0,3	0:08	0/1	0,00%	0/5	0,00%	1/2	50,00%	3	0	1,0	1	0	1	0	4
ANTONIADIS, G.	1	0	0,0	0:01	0/2	0,00%	0/0	0,00%	0/0	0,00%	0	0	0,0	0	0	0	0	1
Mc GHEE, T.	4	21	5,3	0:16	10/20	50,00%	0/0	0,00%	1/8	12,50%	17	14	7,8	3	1	7	0	16
MRAZEK, H.	10	77	7,7	0:19	7/14	50,00%	16/33	48,48%	15/15	100,00%	15	3	1,8	15	14	16	0	31
NEES, T.	12	73	6,1	0:15	29/59	49,15%	0/0	0,00%	15/21	71,43%	34	22	4,7	10	7	7	2	35
PETROV, S.	11	67	6,1	0:13	13/20	65,00%	8/24	33,33%	17/18	94,44%	5	1	0,5	12	4	10	0	24
RADULOVIC, N.	12	125	10,4	0:28	25/57	43,86%	15/47	31,91%	30/37	81,08%	36	22	4,8	23	14	19	7	44
SY, A.	13	52	4,0	0:15	21/46	45,65%	1/7	14,29%	7/13	53,85%	16	12	2,2	8	7	12	8	28
TOURE, H.	1	0	0,0	0:01	0/0	0,00%	0/0	0,00%	0/0	0,00%	0	0	0,0	0	0	0	0	0
TRAORE, A.	1	0	0,0	0:01	0/0	0,00%	0/0	0,00%	0/0	0,00%	1	0	1,0	0	0	0	0	0
VUJIC, N.	12	216	18,0	0:29	68/114	59,65%	10/36	27,78%	50/70	71,43%	71	18	7,4	23	18	26	10	29
TOTAL	1147	81,93			303/589	51,44%	103/295	34,92%	232/306	75,82%	284	143	30,50	210	107	175	43	358

AEK Athens																		
	Games	Points	Av.	Av.Time	2 P	3 P	1 P	DR.	OR	Av.	As	St	TO	BI	PF			
ANTIC, P.	7	6	0,9	0:04	3/5	60,00%	0/1	0,00%	0/0		2	6	1,1	1	1	2	0	10
BETTS, A. R.	19	187	9,8	0:25	57/119	47,90%	0/0	0,00%	73/104	70,19%	74	46	6,3	11	4	47	9	63
BILBA, J.	18	63	3,5	0:23	14/28	50,00%	8/23	34,78%	11/18	61,11%	47	27	4,1	19	19	16	9	48
CARR, C.	9	68	7,6	0:17	14/42	33,33%	11/27	40,74%	7/11	63,64%	9	5	1,6	16	6	16	0	24
DIKOUDIS, D.	19	310	16,3	0:29	102/167	61,08%	11/28	39,29%	73/114	64,04%	83	51	7,1	13	15	38	9	71
HATZIS, N.	17	113	6,6	0:16	18/39	46,15%	12/36	33,33%	41/58	70,69%	22	12	2,0	13	4	18	0	38
HOLDEN, J. R.	20	344	17,2	0:35	70/169	41,42%	45/149	30,20%	69/112	61,61%	36	12	2,4	56	28	34	0	39
KAKIOUZIS, M.	20	298	14,9	0:31	84/148	56,76%	13/47	27,66%	91/118	77,12%	104	61	8,3	18	22	41	2	53
KIKLIJAS, V.	17	20	1,2	0:09	3/7	42,86%	4/17	23,53%	2/9	22,22%	18	9	1,6	10	4	8	0	32
KOMAZEC, A.	8	76	9,5	0:21	21/34	61,76%	7/18	38,89%	13/14	92,86%	11	6	2,1	7	5	10	0	27
PANTELIADIS, S.	10	27	2,7	0:06	6/10	60,00%	2/7	28,57%	9/12	75,00%	5	1	0,6	6	4	7	0	6
PASCHALIS, K.	9	0	0,0	0:04	0/3	0,00%	0/0	0,00%	0/2	0,00%	5	3	0,9	0	1	6	0	11
TAPOUTOS, C.	7	22	3,1	0:08	8/9	88,89%	1/4	25,00%	3/5	60,00%	8	3	1,6	0	1	3	0	5
TSIARAS, G.	5	7	1,4	0:03	2/3	66,67%	0/0	0,00%	3/7	42,86%	4	1	1,0	1	0	4	0	6
ZISIS, N.	19	85	4,5	0:14	19/36	52,78%	9/20	45,00%	20/34	58,82%	10	7	0,9	20	8	16	0	42
TOTAL	1626	81,30			421/819	51,40%	123/377	32,63%	415/618	67,15%	438	250	34,40	191	122	266	29	475

Alba Berlin																		
	Games	Points	Av.	Av.Time	2 P	3 P	1 P	DR.	OR	Av.	As	St	TO	BI	PF			
ALEXIS, W.	14	230	16,4	0:30	52/113	46,02%	17/40	42,50%	75/88	85,23%	52	10	4,4	19	15	43	8	37
DEMIREL, M.	8	15	1,9	0:09	1/6	16,67%	2/8	25,00%	7/10	70,00%	2	1	0,4	8	2	6	0	16
GARRIS, S.	10	72	7,2	0:20	14/34	41,18%	10/31	32,26%	14/18	77,78%	21	7	2,8	5	10	6	0	25
KOTUROVIC, D.	8	103	12,9	0:27	36/77	46,75%	0/0	0,00%	31/45	68,89%	42	15	7,1	6	5	25	9	28
LUTCKE, J.	14	82	5,9	0:22	20/33	60,61%	8/33	24,24%	18/23	78,26%	23	9	2,3	16	9	16	0	54
OZTURK, T.	14	92	6,6	0:18	30/48	62,50%	5/20	25,00%	17/22	77,27%	22	12	2,4	4	11	17	6	28
PAPIC, S.	8	19	2,4	0:05	7/13	53,85%	1/1	100,00%	2/4	50,00%	8	3	1,4	1	3	4	1	15
PESIC, M.	10	94	9,4	0:26	16/40	40,00%	14/41	34,15%	20/27	74,07%	15	5	2,0	22	7	18	1	28
PHELPS, D.	13	185	14,2	0:32	45/96	46,88%	16/47	34,04%	47/56	83,93%	48	9	4,4	53	29	39	2	35
RODL, H.	10	64	6,4	0:23	17/28	60,71%	4/13	30,77%	18/23	78,26%	14	8	2,2	18	10	15	3	24
SCHULTZE, S.	14	59	4,2	0:11	13/28	46,43%	10/22	45,45%	3/6	50,00%	17	7	1,7	3	1	10	1	37
THORWARTH, T.	7	17	2,4	0:11	3/5	60,00%	2/8	25,00%	5/6	83,33%	4	6	1,4	3	4	4	0	18
ZIDEK, J.	4	33	8,3	0:18	5/15	33,33%	6/7	85,71%	5/10	50,00%	6	6	3,0	1	0	3	0	12
TOTAL	1065	76,07			259/536	48,32%	95/271	35,06%	262/338	77,51%	274	9826,57	159	106	206	31	357	

Benetton Basket Treviso																			
	Games	Points	Av.	Av.Time	2 P	3 P	1 P	DR.	OR	Av.	As	St	TO	BI	PF				
BASEI, F.	1	1	1,0	0:02	0/0	0,00%	0/0	0,00%	0/0	0,00%	1/2	50,00%	2	0	2,0	1	0	0	0
BELL, C.	3	35	11,7	0:25	7/16	43,75%	5/15	33,33%	6/7	85,71%	6	3	3,0	3	1	6	1	8	
BULLERI, M.	21	90	4,3	0:13	23/47	48,94%	10/30	33,33%	14/16	87,50%	31	3	1,6	19	18	25	1	33	
CHIKALKIN, S.	21	241	11,5	0:24	49/95	51,58%	33/74	44,59%	44/48	91,67%	20	7	1,3	18	15	22	0	28	
EDNEY, T.	19	341	17,9	0:30	92/169	54,44%	23/55	41,82%	88/112	78,57%	56	12	3,6	72	40	57	1	46	
GARBAJOSA, J.	20	230	11,5	0:26	49/86	56,98%	27/77	35,06%	51/62	82,26%	81	37	5,9	21	39	28	12	62	
MARCONATO, D.	20	139	7,0	0:19	50/82	60,98%	3/5	60,00%	30/43	69,77%	77	36	5,7	11	17	21	14	61	
NACHBAR, B.	21	260	12,4	0:25	71/129	55,04%	23/69	33,33%	49/63	77,78%	63	15	3,7	30	21	34	4	64	
NICOLA, M.	20	242	12,1	0:23	28/50	56,00%	50/132	37,88%	36/47	76,60%	81	10	4,6	23	21	30	11	52	
PITTI, R.	21	131	6,2	0:23	54/91	59,34%	0/3	0,00%	23/57	40,35%	58	15	3,5	61	37	16	4	55	
STOJIC, M.	14	84	6,0	0:18	17/37	45,95%	14/37	37,84%	8/13	61,54%	20	10	2,1	14	14	19	2	37	
TOMIDY, A.	7	26	3,7	0:07	11/14	78,57%	1/1	100,00%	1/2	50,00%	4	3	1,0	1	1	3	1	6	
TSKITSHVILI, N.	6	6	1,0	0:06	3/6	50,00%	0/2	0,00%	0/2	0,00%	3	4	1,2	2	1	1	1	6	
TOTAL	1826	86,95			454/822	55,23%	189/500	37,80%	351/474	74,05%	502	15531,29	276	225	262	52	458		

CSKA Moscow																		
	Games	Points	Av.	Av.Time	2 P	3 P	1 P	DR.	OR	Av.	As	St	TO	BI	PF			
ALEXEEV, N.	4	8	2,0	0:17	2/7	28,57%	0/0	0,00%	4/4	100,00%	8	2	2,5	2	1	3	1	11
DOMANI, D.	19	113	5,9	0:23	29/52	55,77%	4/20	20,00%	43/68	63,24%	34	19	2,8	30	18	26	3	59
FETISOV, A.	2	2	1,0	0:07	1/3	33,33%	0/1	0,00%	0/0	0,00%	0	1	0,5	1	1	1	1	3
GIRICEK, G.	18	413	22,9	0:32	118/199	59,30%	31/83	37,35%	84/104	80,77%	46	10	3,1	29	19	41	1	40
KERNER, J.	1	0	0,0	0:03	0/0	0,00%	0/0	0,00%	0/0	0,00%	0	0	0,0	0	0	0	0	1
MC CANTS, C.	20	279	14,0	0:28	79/149	53,02%	23/58	39,66%	52/65	80,00%	28	5	1,7	68	18	43	1	43
MIGLIENIKS, R.	14	30	2,1	0:12	3/7	42,86%	6/23	26,09%	6/10	60,00%	9	2	0,8	29	10	13	0	18



Elan Bearnais Pau-Orthez																		
	Games	Points	Av.	Av.Time	2 P	3 P	1 P	DR.	OR	Av.	As	St	TO	BI	PF			
DIAW-RIFFIOD, B.	14	93	6,6	0:21	32/59	54,24%	6/16	37,50%	11/21	52,38%	29	11	2,9	24	5	11	5	32
DROZDOV, A.	6	22	3,7	0:09	6/8	75,00%	2/6	33,33%	4/8	50,00%	6	2	1,3	4	0	5	0	3
ESELLER, R.	14	225	16,1	0:31	56/114	49,12%	22/53	41,51%	47/68	69,12%	27	11	2,7	38	7	23	1	31
FAOUTHOUX, F.	13	83	6,4	0:14	5/10	50,00%	17/49	34,69%	22/25	88,00%	9	2	0,8	15	2	19	1	19
GADOU, D.	12	25	2,1	0:10	3/6	50,00%	4/11	36,36%	7/7	100,00%	12	3	1,3	13	5	11	1	23
GADOU, T.	1	3	3,0	0:19	0/0		0/1	0,00%	3/4	75,00%	4	0	4,0	1	1	0	0	1
KRSTIC, V.	3	8	2,7	0:08	0/0		2/3	66,67%	2/2	100,00%	2	1	1,0	3	1	2	0	5
LEWIS, D.	12	40	3,3	0:13	10/25	40,00%	4/15	26,67%	8/11	72,73%	20	5	2,1	8	11	5	4	28
LUKOVSKI, D.	14	204	14,6	0:25	46/87	52,87%	12/36	33,33%	76/89	85,39%	21	8	2,1	50	15	32	0	29
MILLING, K.	14	19	1,4	0:09	7/16	43,75%	0/0		5/11	45,45%	20	6	1,9	8	4	9	3	27
PIETRUS, F.	13	103	7,9	0:23	30/61	49,18%	1/4	25,00%	40/48	83,33%	59	22	6,2	10	18	34	6	41
PIETRUS, M.	14	93	6,6	0:19	16/35	45,71%	14/48	29,17%	19/30	63,33%	33	14	3,4	16	10	22	11	36
SELLERS, R.	14	208	14,9	0:30	77/142	54,23%	0/2	0,00%	54/72	75,00%	64	27	6,5	12	7	26	5	42
1126	80,43				288/563	51,15%	84/244	34,43%	298/396	75,25%	306	11229,86	202	86	199	37	317	

FC Barcelona																		
	Games	Points	Av.	Av.Time	2 P	3 P	1 P	DR.	OR	Av.	As	St	TO	BI	PF			
ALZAMORA, A.	11	33	3,0	0:10	11/30	36,67%	0/0		11/18	61,11%	12	8	1,8	1	3	7	0	16
DE LA FUENTE, R.	16	118	7,4	0:21	44/71	61,97%	2/13	15,38%	24/36	66,67%	35	10	2,8	22	21	0	28	
DIGBEU, A.	19	152	8,0	0:20	33/55	60,00%	18/46	39,13%	32/41	78,05%	38	12	2,6	25	20	6	7	44
DUEÑAS, R.	19	155	8,2	0:18	61/106	57,55%	0/0		33/55	60,00%	64	53	6,2	10	13	44	10	45
EKONOMOU, N.	12	52	4,3	0:12	5/25	20,00%	9/20	45,00%	15/20	75,00%	13	12	2,1	9	5	9	1	22
GRIMAU, J.	1	0	0,0	0:02	0/1	0,00%	0/0		0/0	0,00%	0	0	0,0	0	0	0	0	0
JASIKEVICIUS, S.	18	209	11,6	0:23	35/61	57,38%	35/78	44,87%	34/39	87,18%	29	8	2,1	61	17	52	2	53
KARNISOVAS, A.	20	206	10,3	0:24	43/84	51,19%	30/86	34,88%	30/38	78,95%	56	18	3,7	27	27	29	3	42
NAVARRO, J. C.	17	176	10,4	0:19	38/74	51,35%	20/60	33,33%	40/49	81,63%	23	3	1,5	33	17	24	0	16
OKULAJA, A.	20	264	13,2	0:27	83/142	58,45%	17/49	34,69%	47/83	56,63%	77	48	6,3	29	32	30	9	47
OVERTON, D.	2	17	8,5	0:17	2/5	40,00%	4/9	44,44%	1/1	100,00%	3	0	1,5	3	0	2	0	4
RENTZIAS, E.	19	173	9,1	0:18	59/94	62,77%	13/41	31,71%	16/25	64,00%	47	24	3,7	7	16	22	9	47
RODRIGUEZ, I.	19	109	5,7	0:19	21/44	47,73%	11/28	39,29%	34/43	79,07%	42	12	2,8	54	22	20	0	36
VAN DER HARE, R.	1	4	4,0	0:08	2/3	66,67%	0/0		0/0	0,00%	0	0	0,0	0	1	0	2	
VAREJA, A.	9	42	4,7	0:13	15/29	51,72%	1/1	100,00%	9/15	60,00%	19	17	4,0	2	10	11	4	27
1710	85,50				452/824	54,85%	160/431	37,12%	326/463	70,41%	458	22534,15	283	204	298	45	429	

Idea Slask Wroclaw																		
	Games	Points	Av.	Av.Time	2 P	3 P	1 P	DR.	OR	Av.	As	St	TO	BI	PF			
ADAMEK, A.	7	5	0,7	0:11	1/5	20,00%	1/10	10,00%	0/2	0,00%	3	0	0,4	8	7	6	0	9
ADOMAITIS, D.	14	151	10,8	0:30	29/55	52,73%	19/40	47,50%	36/52	69,23%	45	13	4,1	20	5	26	3	49
ALANOVIC, V.	6	14	2,3	0:12	3/7	42,86%	1/3	33,33%	5/8	62,50%	3	1	0,7	9	4	8	0	11
BIGUS, R.	9	17	1,9	0:09	6/20	30,00%	0/0		5/14	35,71%	16	9	2,8	2	0	6	3	15
EINIKIS, G.	9	81	9,0	0:22	31/71	43,66%	2/11	18,18%	13/17	76,47%	28	12	4,4	7	5	9	5	25
FETISOV, A.	8	99	12,4	0:27	14/33	42,42%	15/34	44,12%	26/31	83,87%	36	8	5,5	14	11	16	15	28
HAWKINS, M.	14	164	11,7	0:31	29/54	53,70%	24/73	32,88%	34/42	80,95%	24	7	2,2	70	19	52	0	37
KOJENETS, A.	4	12	3,0	0:15	6/15	40,00%	0/0		0/0	0,00%	11	2	3,3	1	0	5	0	10
MILOSSEDOV, A.	3	22	7,3	0:21	5/9	55,56%	4/10	40,00%	0/0		6	0	2,0	6	4	6	0	7
PACESAS, T.	5	15	3,0	0:15	0/6	0,00%	5/7	71,43%	0/0		4	2	1,2	7	1	7	0	10
SKIBINIEWSKI, R.	3	0	0,0	0:07	0/1	0,00%	0/1	0,00%	0/0		0	0	0,0	4	0	4	0	4
SZYBILSKI, P.	3	19	6,3	0:17	7/14	50,00%	0/2	0,00%	5/7	71,43%	6	3	3,0	0	1	2	1	14
TOMCZYK, D.	11	106	9,6	0:23	20/43	46,51%	14/33	42,42%	24/29	82,76%	34	17	4,6	5	5	16	8	33
VINSON, F.	6	43	7,2	0:20	5/16	31,25%	10/23	43,48%	3/4	75,00%	12	4	2,7	3	7	10	1	13
WIEKIERA, P.	9	30	3,3	0:11	6/10	60,00%	6/21	28,57%	0/0		13	4	1,9	2	1	3	3	16
WRIGHT, M.	8	115	14,4	0:27	41/88	46,59%	0/0		33/38	86,84%	49	20	8,6	4	7	24	1	14
ZIELINSKI, M.	11	108	9,8	0:28	29/60	48,33%	11/37	29,73%	17/23	73,91%	35	8	3,9	18	18	18	1	28
1001	71,50				232/507	45,76%	112/305	36,72%	201/267	75,28%	325	11031,07	180	95	218	41	323	

KK Zadar																		
	Games	Points	Av.	Av.Time	2 P	3 P	1 P	DR.	OR	Av.	As	St	TO	BI	PF			
BOCEVSKI, D.	3	24	8,0	0:17	8/11	72,73%	2/4	50,00%	2/4	50,00%	5	4	3,0	3	3	1	0	9
DIJAN, T.	7	48	6,9	0:17	20/33	60,61%	0/1	0,00%	8/14	57,14%	13	8	3,0	11	4	8	1	15
GRGAT, I.	14	147	10,5	0:20	53/107	49,53%	1/1	100,00%	38/52	73,08%	23	33	4,0	5	8	18	5	54
KNEZEVIC, T.	4	7	1,8	0:07	1/3	33,33%	1/1	100,00%	2/2	100,00%	0	0	0,0	4	0	0	0	4
MARCELIC, D.	11	198	18,0	0:39	44/85	51,76%	26/86	30,23%	32/41	78,05%	23	12	3,2	20	25	24	0	21
ODUOK, I. I.	13	126	9,7	0:28	42/97	43,30%	0/0		42/70	60,00%	51	29	6,2	5	17	34	10	37
PERINCIC, H.	14	98	7,0	0:23	21/50	42,00%	14/42	33,33%	14/19	73,68%	36	7	3,1	11	14	11	0	40
POPOVIC, M.	11	153	13,9	0:30	27/50	54,00%	20/67	29,85%	39/48	81,25%	17	3	1,8	44	18	19	0	36
ROBINSON, R.	10	178	17,8	0:31	45/93	48,39%	18/59	30,51%	34/43	79,07%	27	6	3,3	33	16	40	0	42
RUZIC, J.	2	15	7,5	0:35	4/11	36,36%	1/7	14,29%	4/4	100,00%	5	2	3,5	1	1	2	0	7
RUZIC, T.	14	134	9,6	0:25	46/80	57,50%	8/20	40,00%	18/20	90,00%	49	29	5,6	5	13	12	7	50
SKALABRIN, I.	3	4	1,3	0:07	1/1	100,00%	0/1	0,00%	2/2	100,00%	0	1	0,3	1	0	1	0	6
SPRALJA, S.	7	12	1,7	0:06	4/10	40,00%	0/0		4/6	66,67%	2	6	1,1	0	1	2	0	16
VLADOVIC, J.	3	8	2,7	0:10	2/3	66,67%	1/3	33,33%	1/2	50,00%	2	0	0,7	2	1	0	0	4
VRSALJKO, M.	5	4	0,8	0:04	2/5	40,00%	0/1	0,00%	0/1	0,00%	2	0	0,4	0	0	1	0	3
1156	82,57				320/639	50,08%	92/293	31,40%	240/328	73,17%	255	140	28,21	145	121	173	23	344

Kinder Bologna																		
	Games	Points	Av.	Av.Time	2 P	3 P	1 P	DR.	OR	Av.	As	St	TO	BI	PF			
ABBIO, A.	17	139	8,2	0:23	24/46	52,17%	19/48	39,58%	34/47	72,34%	21	8	1,7	11	18	25	3	44
AKRIVOS, C.	1	5	5,0	0:02	1/2	50,00%	1/2	50,00%	0/0		0	0	0,0	0	0	0	0	1
ANDERSEN, D.	22	191	8,7	0:21	72/149	48,32%	0/0		47/70	67,14%	66	29	4,3	9	19	26	4	51
BARLERA, P.	8	9	1,1	0:04	2/5	40,00%	0/0		5/10	50,00%	6	2	1,0	0	2	6	1	9
BECIROVIC, S.	13	126	9,7	0:22	24/49	48,98%	10/35	28,57%	48/62	77,42%	36	4	3,1	33	19	27	2	39
BONORA, D.	8	9	1,1	0:10	4/8	50,00%	0/5	0,00%	1/2	50,00%	4	1	0,6	3	2	1	0	10
BRKIC, D.	10	22	2,2	0:06	4/8	50,00%	3/6											



KK Buducnost Podgorica																								
Games	Points	Av.	Av.Time	2 P	3 P	1 P	DR.	OR.	Av.	As	St	TO	BI	PF										
ARSIC, P.	3	8	2,7	0,07	2/9	22,22%	0/0	4/4	100,00%	3	2	1,7	1	0	5	0	5							
BAKIC, B.	8	24	3,0	0,11	3/11	27,27%	2/6	33,33%	12/13	92,31%	4	4	1,0	3	2	5	0	16						
CABARKAPA, Z.	13	88	6,8	0,18	27/47	57,45%	4/21	19,05%	22/34	64,71%	20	18	2,9	7	11	15	3	42						
CAKIC, G.	4	21	5,3	0,13	6/9	66,67%	2/4	50,00%	3/4	75,00%	7	2	2,3	0	3	3	0	13						
CERANIC, D.	6	32	5,3	0,14	8/18	44,44%	0/1	0,00%	16/23	69,57%	17	7	4,0	0	2	6	1	20						
JESTRAJTEVIC, N.	9	113	12,6	0,22	43/67	64,18%	0/0	27/42	64,29%	36	21	6,3	4	8	19	7	39							
KUZMANOVIC, V.	14	121	8,6	0,26	23/50	46,00%	19/50	38,00%	18/24	75,00%	19	10	2,1	29	15	27	1	46						
MILOJEVIC, D.	8	76	9,5	0,23	23/38	60,53%	7/17	41,18%	9/24	37,50%	25	26	6,4	3	13	15	2	28						
OKUNSKYY, A.	5	33	6,6	0,19	13/25	52,00%	0/0	7/8	87,50%	12	2	2,8	2	6	10	5	15							
PAVLOVIC, A.	2	0	0,0	0,03	0/2	0,00%	0/1	0,00%	0/0	0	0	0,0	0	0	1	0	1							
PEJGINOVIC, D.	6	22	3,7	0,12	8/14	57,14%	0/0	6/13	46,15%	9	6	2,5	2	0	3	5	18							
RADONJIC, D.	12	79	6,6	0,15	8/13	61,54%	18/44	40,91%	9/14	64,29%	7	2	0,8	17	5	8	1	28						
RADUNOVIC, B.	11	42	3,8	0,13	12/25	48,00%	3/15	20,00%	9/12	75,00%	17	6	2,1	12	9	12	2	28						
RAKOCEVIC, I.	14	248	17,7	0,29	67/124	54,03%	19/55	34,55%	57/87	65,52%	17	6	1,6	29	18	42	0	25						
SEKULIC, B.	10	49	4,9	0,12	19/25	76,00%	1/5	20,00%	8/12	66,67%	11	13	2,4	0	6	6	1	11						
SMILJANIC, A.	10	83	8,3	0,18	19/30	63,33%	7/30	23,33%	24/27	88,89%	7	3	1,0	13	13	17	0	29						
VUKCEVIC, D.	14	69	4,9	0,14	14/34	41,18%	7/30	23,33%	20/29	68,97%	9	2	0,8	8	4	13	1	26						
	1108	79,14			295/541	54,53%	89/279	31,90%	251/370	67,84%	220	130	25,00	130	115	207	29	390						

KK Cibona Vip Zagreb																								
Games	Points	Av.	Av.Time	2 P	3 P	1 P	DR.	OR.	Av.	As	St	TO	BI	PF										
BOWMAN, C.	14	122	8,7	0,23	49/101	48,51%	0/2	0,00%	24/46	52,17%	41	22	4,5	6	4	22	12	40						
DZIDIC, B.	8	23	2,9	0,11	2/7	28,57%	4/20	20,00%	7/10	70,00%	15	2	2,1	3	2	3	1	15						
FREEMAN, R.	12	128	10,7	0,25	26/43	60,47%	15/51	29,41%	31/39	79,49%	40	11	4,3	20	11	24	5	42						
KRASIC, B.	5	42	8,4	0,17	6/13	46,15%	4/13	30,77%	18/19	94,74%	8	2	2,0	2	2	4	23							
KRUNIC, D.	4	28	7,0	0,12	3/9	33,33%	6/9	66,67%	4/4	100,00%	2	5	1,8	5	2	1	0	9						
KUS, D.	10	49	4,9	0,19	11/19	57,89%	6/24	25,00%	9/14	64,29%	5	4	0,9	24	8	8	0	18						
LONGIN, B.	10	37	3,7	0,12	7/16	43,75%	6/18	33,33%	5/13	38,46%	13	7	2,0	5	3	4	0	21						
MAMIC, M.	12	121	10,1	0,31	32/52	61,54%	14/47	29,79%	15/31	48,39%	37	30	5,6	24	13	14	2	43						
MANCE, M.	12	80	6,7	0,18	27/51	52,94%	4/11	36,36%	14/21	66,67%	17	14	2,6	6	4	12	0	24						
OKUNSKYY, A.	9	58	6,4	0,20	23/48	47,92%	0/0	12/14	85,71%	33	11	4,9	7	5	11	4	25							
OMERHODZIC, D.	1	0	0,0	0,00	0/0	0,00%	0/0	0	0	0,0	0	0	0	0	0	0	0	0						
PLANINIC, Z.	8	97	12,1	0,24	24/47	51,06%	7/14	50,00%	28/41	68,29%	11	7	2,3	19	9	21	3	30						
PRKACIN, N.	14	140	10,0	0,25	51/101	50,50%	0/2	0,00%	38/57	66,67%	59	23	5,9	32	18	37	10	50						
RADJA, D.	3	41	13,7	0,27	16/39	41,03%	0/0	9/10	90,00%	24	4	9,3	5	2	1	0	7							
SESAR, J.	9	144	16,0	0,26	34/60	56,67%	21/49	42,86%	13/23	56,52%	10	0	1,1	31	6	17	0	23						
	1110	79,29			311/606	51,32%	87/260	33,46%	227/342	66,37%	315	142	32,64	189	89	177	41	370						

Krka Telekom Novo Mesto																								
Games	Points	Av.	Av.Time	2 P	3 P	1 P	DR.	OR.	Av.	As	St	TO	BI	PF										
ANZULOVIC, V.	8	33	4,1	0,11	4/11	36,36%	6/20	30,00%	6/6	100,00%	5	0	0,6	12	0	7	0	19						
BREWER, J. L.	5	34	6,8	0,16	11/20	55,00%	4/18	22,22%	5/8	62,50%	5	3	1,6	8	4	10	2	20						
CAPIN, A.	12	23	1,9	0,09	9/11	81,82%	1/9	11,11%	2/4	50,00%	3	3	0,5	9	3	7	0	16						
DAVISON, B.	14	155	11,1	0,26	62/128	48,44%	2/6	33,33%	25/43	58,14%	52	33	6,1	12	13	32	9	54						
DROBNJAK, D.	14	70	5,0	0,18	22/40	55,00%	6/22	27,27%	8/10	80,00%	28	4	2,3	12	10	13	7	36						
GNJIDIC, B.	14	162	11,6	0,28	33/62	53,23%	24/51	47,06%	24/29	82,76%	28	28	4,0	13	14	24	4	55						
GRUM, S.	14	101	7,2	0,21	29/57	50,88%	9/29	31,03%	16/21	76,19%	17	0	1,2	12	10	11	0	62						
IVASKOVIC, I.	1	2	2,0	0,02	0/0	0,00%	0/0	2/2	100,00%	0	0	0,0	0	0	0	0	0	0						
JELESJEVIC, N.	7	15	2,1	0,05	5/11	45,45%	0/3	0,00%	5/8	62,50%	6	1	1,0	1	1	7	3	6						
LAKOVIC, J.	14	293	20,9	0,32	51/95	53,68%	34/78	43,59%	89/100	89,00%	23	7	2,1	53	28	35	0	41						
MIRKOVIC, M.	2	4	2,0	0,06	2/8	25,00%	0/0	0/0	3	2	2,5	0	0	0	0	0	1	26						
SAMANIC, M.	14	109	7,8	0,16	32/48	66,67%	7/21	33,33%	24/31	77,42%	27	16	3,1	15	1	23	6	45						
SKELIN, M.	14	240	17,1	0,32	78/129	60,47%	0/0	84/120	70,00%	91	46	9,8	24	7	32	10	44							
SMITH, A.	1	0	0,0	0,03	0/0	0,00%	0/0	0/2	0,00%	0	0	0,0	0	0	0	0	1	1						
	1241	88,64			338/620	54,52%	93/257	36,19%	290/384	75,52%	288	143	30,79	171	91	201	41	400						

Maccabi Tel Aviv																								
Games	Points	Av.	Av.Time	2 P	3 P	1 P	DR.	OR.	Av.	As	St	TO	BI	PF										
BESOK, H.	18	105	5,8	0,12	36/74	48,65%	2/2	100,00%	27/36	75,00%	45	21	3,7	9	5	16	7	39						
BRISKER, M.	11	62	5,6	0,11	3/8	37,50%	16/29	55,17%	8/9	88,89%	8	0	0,7	2	2	1	0	17						
BURSTEIN, T.	20	131	6,6	0,20	29/66	43,94%	17/43	39,53%	22/31	70,97%	35	5	2,0	30	12	22	5	56						
CURCIC, R.	6	24	4,0	0,10	9/20	45,00%	0/0	6/10	60,00%	13	3	2,7	0	0	5	1	13							
HALPERIN, Y.	3	0	0,0	0,02	0/1	0,00%	0/1	0,00%	0/0	0	0	0,0	0	0	1	0	1							
HENEFELD, N.	20	82	4,1	0,22	37/65	56,92%	0/1	0,00%	8/22	36,36%	43	18	3,1	49	27	27	3	72						
HUFFMAN, N.	20	279	14,0	0,26	91/165	55,15%	6/16	37,50%	79/105	75,24%	107	41	7,4	19	13	37	10	53						
MCDONALD, A.	20	263	13,2	0,31	68/123	55,28%	20/73	27,40%	67/82	81,71%	39	9	2,4	76	36	26	2	57						
PARKER, A.	20	329	16,5	0,34	100/179	55,87%	20/59	33,90%	69/95	72,63%	84	20	5,2	33	31	35	6	52						
SAFFAR, Y.	16	60	3,8	0,10	22/38	57,89%	1/15	6,67%	13/19	68,42%	19	9	1,8	9	6	14	1	27						
SHARP, D.	20	135	6,8	0,20	26/51	50,98%	21/55	38,18%	20/21	95,24%	15	7	1,1	14	18	15	0	58						
SHELEF, G.	19	110	5,8	0,15	26/56	46,43%	5/8	62,50%	43/60	71,67%	30	13	2,3	18	17	18	1	47						
VUJCIC, N.	2	4	2,0	0,06	2/3	66,67%	0/2	0,00%	0/0	0	1	0,5	0	2	1	0	1							
	1584	75,43			449/849	52,89%	108/304	35,53%	362/490	73,88%	438	147	27,86	259	169	218	36	493						

Olympiakos Piraeus																								
Games	Points	Av.	Av.Time	2 P	3 P	1 P	DR.	OR.	Av.	As	St	TO	BI	PF										
AMANATIDIS, A.	20	115	5,8	0,21	45/82	54,88%	0/0	25/61	40,98%	74	51	6,3	10	10	29	22	61							
BOUDOURIS, N.	12	16	1,3	0,11	3/3	100,00%	3/11	27,27%	1/4	25,00%	6	3	0,8	12	11	8	0	27						
DE MIGUEL, I.	20	131	6,6	0,15	45/80	56,25%	0/0	41/52	78,85%	51	25	3,8	7	12	25	2	73							
DORMOFIKIS, P.	1	0	0,0	0,01	0/0	0,00%	0/0	0/0	0/0	0	0	0,0	0	0	2	0	0							
EKIM, EMRE	1	0	0,0	0,02	0/0	0,00%	0/0	0/0	0/0	1	0	1,0	0	1	1	0	1							
FEMERLING, P.	14	83	5,9	0,17	26/56	46,43%	1/1	100,00%	28/31	90,32%	36	28	4,6	6	10	14	8	37						
FORD, A. G.	20	495	2																					



Panathinaikos Athens																			
Games	Points	Av.	Av.Time	2 P	3 P	1 P	DR.	OR	Av.	As	St	TO	BI	PF					
ALBANO, C. A.	15	98	6,5	0:15	33/56	58,93%	4/9	44,44%	20/27	74,07%	26	13	2,6	8	9	18	0	42	
ALVERTIS, F.	22	225	10,2	0:25	43/80	53,75%	25/67	37,31%	64/79	81,01%	56	10	3,0	15	19	20	4	73	
BALLOGIANNIS, G.	3	6	2,0	0:04	0/0		2/3	66,67%	0/0		2	0	0,7	0	0	1	1	2	
BODIROGA, D.	22	441	20,0	0:32	132/210	62,86%	16/41	39,02%	129/162	79,63%	94	20	5,2	42	21	42	1	63	
GIANNIOLIS, Y.	13	95	7,3	0:17	33/40	82,50%	0/1	0,00%	29/49	59,18%	39	18	4,4	7	13	23	5	30	
KALAITZIS, G.	9	34	3,8	0:16	10/22	45,45%	4/13	30,77%	2/2	100,00%	6	0	0,7	13	6	12	0	25	
KUTLUAY, I.	18	192	10,7	0:25	31/67	46,27%	25/74	33,78%	55/79	69,62%	26	7	1,8	17	18	25	0	53	
MIDDLETON, D.	22	207	9,4	0:21	74/109	67,89%	0/1	0,00%	59/90	65,56%	40	30	3,2	13	11	36	4	74	
MULAOMEROVIC, D.	15	202	13,5	0:29	43/91	47,25%	23/53	43,40%	47/63	74,60%	24	5	1,9	38	21	41	0	51	
PAPADOPOULOS, L.	19	126	6,6	0:15	51/80	63,75%	0/0		24/31	77,42%	48	29	4,1	18	7	30	9	49	
ROGERS, J.	22	115	5,2	0:16	24/44	54,55%	14/30	46,67%	25/30	83,33%	41	4	2,0	14	8	18	2	59	
SANCHEZ-BROWN, N.	19	88	4,6	0:18	25/46	54,35%	6/22	27,27%	20/27	74,07%	33	1	1,8	42	32	32	0	58	
SIOUTIS, G.	8	10	1,3	0:12	1/7	14,29%	1/9	11,11%	5/6	83,33%	7	3	1,3	4	1	5	0	14	
TOTAL	1841	83,68			501/853	58,73%	120/326	36,81%	479/645	74,26%	444	140	26,55	236	167	303	26	595	

Partizan ICN Belgrade																			
Games	Points	Av.	Av.Time	2 P	3 P	1 P	DR.	OR	Av.	As	St	TO	BI	PF					
AVDALOVIC, V.	14	56	4,0	0:14	9/17	52,94%	10/26	38,46%	8/10	80,00%	11	3	1,0	24	3	19	0	25	
CANAK, N.	14	140	10,0	0:25	23/61	37,70%	23/41	56,10%	25/32	78,13%	36	8	3,1	7	18	21	0	48	
CORNELL, P.	2	0	0,0	0:04	0/0		0/0		0/0		0	0	0,0	0	1	1	1	0	
GAJIC, A.	3	7	2,3	0:04	2/2	100,00%	0/0		3/4	75,00%	1	0	0,3	0	1	2	0	2	
GLINTIC, A.	11	24	2,2	0:09	6/17	35,29%	4/9	44,44%	0/2	0,00%	11	4	1,4	2	4	10	2	19	
KRSTIC, N.	13	62	4,8	0:19	20/51	39,22%	0/1	0,00%	22/37	59,46%	31	26	4,4	2	7	13	8	48	
MATERIC, P.	14	46	3,3	0:13	4/12	33,33%	6/11	54,55%	20/24	83,33%	18	4	1,6	5	2	16	0	33	
NADJEFI, S.	6	8	1,3	0:08	3/9	33,33%	0/2	0,00%	2/2	100,00%	2	4	1,0	3	1	6	0	12	
OSTOJIC, D.	12	66	5,5	0:18	24/40	60,00%	0/0		18/25	72,00%	27	23	4,2	2	4	18	4	43	
PETROVIC, V.	8	61	7,6	0:26	11/25	44,00%	8/24	33,33%	15/26	57,69%	27	5	4,0	13	13	6	0	30	
SCEPANOVIC, V.	14	276	19,7	0:33	35/74	47,30%	45/89	50,56%	71/88	80,68%	19	8	1,9	25	13	32	2	32	
STANOJEVIC, J.	14	230	16,4	0:31	90/156	57,69%	0/0		50/71	70,42%	73	41	8,1	28	13	46	4	54	
VUJANIC, M.	12	162	13,5	0:27	33/64	51,56%	22/57	38,60%	30/40	75,00%	32	4	3,0	34	10	22	1	48	
ZIVKOVIC, S.	1	0	0,0	0:03	0/1	0,00%	0/0		0/0		0	0	0,0	0	0	0	0	0	
TOTAL	1138	81,29			260/529	49,15%	118/260	45,38%	264/361	73,13%	288	130	29,86	145	90	212	22	394	

Peristeri Athens																			
Games	Points	Av.	Av.Time	2 P	3 P	1 P	DR.	OR	Av.	As	St	TO	BI	PF					
AGRON, X.	7	11	1,6	0:08	5/11	45,45%	0/0		1/6	16,67%	8	7	2,1	0	3	8	1	21	
ANDERSEN, M. D.	12	128	10,7	0:24	47/73	64,38%	1/1	100,00%	31/46	67,39%	42	22	5,3	6	9	29	5	33	
CARTER, M.	4	17	4,3	0:18	7/18	38,89%	0/3	0,00%	3/4	75,00%	5	2	1,8	0	5	7	0	6	
DINKINS, B.	14	182	13,0	0:29	49/83	59,04%	20/58	34,48%	24/32	75,00%	27	5	2,3	38	15	37	0	34	
EFTIMIOU, T.	8	20	2,5	0:09	6/12	50,00%	1/7	14,29%	5/8	62,50%	7	4	1,4	7	2	6	2	10	
HAGGINAS, S.	3	4	1,3	0:05	2/7	28,57%	0/0		0/0		4	4	2,7	1	1	3	0	3	
IBEJA, A.	1	6	6,0	0:12	3/5	60,00%	0/0		0/2	0,00%	1	0	1,0	0	0	0	0	3	
KUHEL, A.	8	18	2,3	0:10	6/15	40,00%	0/0		6/10	60,00%	7	5	1,5	1	1	12	1	10	
MITROPOULOS, I.	8	16	2,0	0:09	2/4	50,00%	4/11	36,36%	0/0		7	1	1,0	2	3	7	0	12	
PANTAZOPOULOS, G.	14	52	3,7	0:14	3/10	30,00%	12/38	31,58%	10/12	83,33%	10	0	0,7	12	7	18	0	22	
PAPADATOS, A.	11	63	5,7	0:14	12/18	66,67%	12/20	60,00%	3/4	75,00%	14	6	1,8	12	7	14	0	26	
PAPAMAKARIOS, M.	8	67	8,4	0:25	9/20	45,00%	9/26	34,62%	22/27	81,48%	14	1	1,9	16	13	14	1	28	
PELEKANOS, M.	14	65	4,6	0:21	15/27	55,56%	6/25	24,00%	17/25	68,00%	37	7	3,1	10	13	14	3	53	
STAMOPOULOS, I.	1	3	3,0	0:05	0/1	0,00%	0/0		1/1	100,00%	0/0		0	0	0	1	0	2	
TSARTSARIS, K.	14	143	10,2	0:29	47/90	52,22%	3/21	14,29%	40/62	64,52%	64	24	6,3	24	14	34	9	44	
WOJCIK, A.	14	257	18,4	0:29	73/122	59,84%	14/40	35,00%	69/87	79,31%	31	15	3,3	19	17	28	10	39	
TOTAL	1052	75,14			286/516	55,43%	83/251	33,07%	231/325	71,08%	278	103	27,21	148	111	231	32	346	

Real Madrid CF																			
Games	Points	Av.	Av.Time	2 P	3 P	1 P	DR.	OR	Av.	As	St	TO	BI	PF					
ANGULO, A.	18	137	7,6	0:18	45/76	59,21%	8/20	40,00%	23/27	85,19%	27	7	1,9	19	17	36	0	27	
ANGULO, L.	19	150	7,9	0:21	42/65	64,62%	6/32	18,75%	48/54	88,89%	36	13	2,6	29	25	38	6	56	
ATRUJIA, S.	7	61	8,7	0:27	11/15	73,33%	10/26	38,46%	9/10	90,00%	7	1	1,1	22	6	10	0	18	
DJORDJEVIC, A.	17	249	14,6	0:23	46/70	65,71%	32/75	42,67%	61/68	89,71%	22	5	1,6	44	11	37	0	37	
HERNANDEZ, E.	10	65	6,5	0:16	24/38	63,16%	1/3	33,33%	14/17	82,35%	31	9	4,0	1	4	9	13	23	
HERREROS, A.	17	214	12,6	0:25	28/53	52,83%	36/83	43,37%	50/56	89,29%	33	11	2,6	21	23	25	2	27	
ITURBE, I.	16	100	6,3	0:15	17/29	58,62%	17/34	50,00%	15/19	78,95%	32	14	2,9	16	10	21	3	39	
JAUMIN, J. M.	5	32	6,4	0:15	5/9	55,56%	5/6	83,33%	7/7	100,00%	9	1	2,0	10	1	9	0	11	
LAMPE, M.	3	9	3,0	0:07	3/6	50,00%	1/2	50,00%	0/0		2	0	0,7	0	0	0	0	7	
LOPEZ, J. J.	1	2	2,0	0:03	1/1	100,00%	0/0		0/0		0	0	0,0	0	0	0	0	0	
LOPEZ, R.	4	40	10,0	0:21	9/17	52,94%	4/13	30,77%	10/12	83,33%	7	1	2,0	13	9	3	0	9	
LLORENTE, T.	9	11	1,2	0:07	2/2	100,00%	2/5	40,00%	1/2	50,00%	9	0	1,0	8	1	5	0	11	
MENA, R.	2	6	3,0	0:06	1/2	50,00%	1/2	50,00%	1/4	25,00%	2	0	1,0	0	0	1	0	4	
STRUJENS, E.	16	122	7,6	0:22	44/83	53,01%	0/0		34/44	77,27%	60	30	5,6	12	11	31	23	43	
TABAK, Z.	18	162	9,0	0:21	70/111	63,06%	0/0		22/56	39,29%	87	25	6,2	15	8	41	15	66	
TARLAC, D.	15	140	9,3	0:23	47/81	58,02%	0/0		46/63	73,02%	67	17	5,6	15	6	34	10	44	
VUCKCEVIC, D.	19	211	11,1	0:22	40/77	51,95%	32/66	48,48%	35/52	67,31%	40	7	2,5	24	17	24	2	39	
TOTAL	1711	85,55			435/735	59,18%	155/367	42,23%	376/491	76,58%	471	141	30,60	249	149	324	74	461	

Scavolini Pesaro																			
Games	Points	Av.	Av.Time	2 P	3 P	1 P	DR.	OR	Av.	As	St	TO	BI	PF					
BERIC, M.	16	208	13,0	0:28	27/66	40,91%	29/75	38,67%	67/83	80,72%	20	5	1,6	30	10	29	0	43	
BIAIR, J.	14	219	15,6	0:34	89/140	63,57%	0/1	0,00%	41/66	62,12%	112	55	11,9	10	28	26	9	43	
BOOKER, M.	20	343	17,2	0:33	73/152	48,03%	45/116	38,79%	62/75	82,67%	48	6	2,7	75	31	43	0	55	
FERRI, M.	2	0	0,0	0:01	0/1	0,00%	0/0		0/0		0	0	0,0	0	0	0	0	0	
GIGENA, S.	20	115	5,8	0:16	21/44	47,73%	17/46	36,96%	22/29	75,86%	33	24	2,9	8	15	18	2	40	
JOHNSON, D.	6	92	15,3	0:27	35/66	53,03%	1/2	50,00%	19/28	67,86%	28	10	6,3	4	10	18	0	22	
MAGGIOLI, M.	19	72	3,8	0:16	31/60	51,67%	3/8	37,50%	1										



Spirou Charleroi

Games	Points	Av.	Av.Time	2 P	3 P	1 P	DR.	OR	Av.	As	St	TO	BI	PF				
DEFOSSSE, J.	4	3	0,8	0:13	0/4	0,00%	1/6	16,67%	0/0		8	3	2,8	2	1	4	0	3
DESY, D.	10	56	5,6	0:20	17/24	70,83%	5/22	22,73%	7/9	77,78%	11	1	1,2	12	3	14	0	23
ELLIS, R.	13	161	12,4	0:29	40/66	60,61%	18/46	39,13%	27/37	72,97%	40	21	4,7	18	12	28	4	34
ENGELLANT, D.	10	16	1,6	0:13	8/15	53,33%	0/0		0/2	0,00%	29	12	4,1	4	5	12	4	18
HUGGINS, R.	14	183	13,1	0:29	56/144	38,89%	4/12	33,33%	59/87	67,82%	68	22	6,4	16	32	30	9	49
JEROME, J.	14	185	13,2	0:24	63/120	52,50%	10/24	41,67%	29/40	72,50%	48	44	6,6	18	16	30	2	54
POTTER, J.	12	112	9,3	0:22	14/43	32,56%	22/45	48,89%	18/24	75,00%	23	10	2,8	7	3	7	4	31
ROWE, L.	13	177	13,6	0:30	46/96	47,92%	17/56	30,36%	34/43	79,07%	32	8	3,1	25	17	35	2	49
STAS, J.	13	120	9,2	0:29	16/47	34,04%	17/50	34,00%	37/49	75,51%	10	5	1,2	34	4	33	0	35
TISON, S.	5	6	1,2	0:02	1/1	100,00%	0/2	0,00%	4/4	100,00%	1	0	0,2	2	0	1	0	4
VAN DE VONDEL, T.	11	12	1,1	0:10	6/10	60,00%	0/4	0,00%	0/1	0,00%	7	3	0,9	4	1	7	0	21
VUJIC, I.	10	20	2,0	0:11	8/19	42,11%	0/0		4/14	28,57%	20	6	2,6	3	1	11	0	24
TOTAL	1051	75,07			275/589	46,69%	94/267	35,21%	219/310	70,65%	297	135	30,86	145	95	212	25	345



Tau Cerámica Vitoria

Games	Points	Av.	Av.Time	2 P	3 P	1 P	DR.	OR	Av.	As	St	TO	BI	PF				
ARROYO, C.	3	29	9,7	0:15	10/15	66,67%	1/5	20,00%	6/6	100,00%	2	1	1,0	7	1	3	0	5
BENNETT, E. J.	15	183	12,2	0:30	34/68	50,00%	27/79	34,18%	34/42	80,95%	27	10	2,5	79	21	40	0	39
BYRD, C.	2	12	6,0	0:10	3/5	60,00%	2/2	100,00%	0/0		0	0	0,0	0	1	1	0	3
CORCHIANI, C.	17	106	6,2	0:19	15/27	55,56%	12/38	31,58%	40/50	80,00%	16	8	1,4	36	22	22	0	40
CHARISIS, C.	1	6	6,0	0:09	2/3	66,67%	0/2	0,00%	2/2	100,00%	0	0	0,0	0	1	1	0	2
FERNANDEZ, G.	6	27	4,5	0:10	3/6	50,00%	6/10	60,00%	3/6	50,00%	5	2	1,2	1	1	0	0	11
FOIREST, L.	18	180	10,0	0:26	25/61	40,98%	28/79	35,44%	46/57	80,70%	48	5	2,9	28	31	23	4	56
HERNANDEZ, E.	1	0	0,0	0:02	0/1	0,00%	0/0		0/0		0	1	1,0	1	0	0	0	1
NOCIONI, A.	20	181	9,1	0:20	49/90	54,44%	16/38	42,11%	35/45	77,78%	62	14	3,8	17	26	47	12	48
OBERTO, F.	19	191	10,1	0:25	86/149	57,72%	0/1	0,00%	19/49	38,78%	76	45	6,4	23	24	44	8	78
PETRUSKA, R.	2	0	0,0	0:04	0/1	0,00%	0/1	0,00%	0/0		1	0	0,5	0	0	1	0	3
SCOLA, L.	20	318	15,9	0:23	125/180	69,44%	1/3	33,33%	65/97	67,01%	52	40	4,6	23	25	40	6	66
SCONOCHINI, H.	12	65	5,4	0:16	19/34	55,88%	5/20	25,00%	12/19	63,16%	22	8	2,5	13	7	19	2	27
TIMINSKAS, M.	10	74	7,4	0:22	22/39	56,41%	4/15	26,67%	18/22	81,82%	20	8	2,8	11	16	11	3	32
TOMASEVIC, D.	20	280	14,0	0:28	104/164	63,41%	0/0		72/113	63,72%	93	59	7,6	41	17	36	10	54
VIDAL, S.	16	63	3,9	0:17	17/41	41,46%	3/15	20,00%	20/32	62,50%	11	7	1,1	18	19	13	2	23
TOTAL	1715	85,75			514/884	58,14%	105/308	34,09%	372/540	68,89%	435	208	32,15	298	212	307	41	488



Telindus Oostende

Games	Points	Av.	Av.Time	2 P	3 P	1 P	DR.	OR	Av.	As	St	TO	BI	PF				
BEGHIN, C.	14	144	10,3	0:28	56/121	46,28%	0/3	0,00%	32/49	65,31%	42	34	5,4	7	13	23	8	45
BIGGS, R.	14	244	17,4	0:36	77/145	53,10%	10/32	31,25%	60/75	80,00%	71	14	6,1	45	30	31	4	47
CIZMIC, T.	14	85	6,1	0:15	11/26	42,31%	17/36	47,22%	12/16	75,00%	19	4	1,6	8	5	11	0	19
COTA, E.	8	117	14,6	0:31	33/60	55,00%	9/32	28,13%	24/37	64,86%	15	8	2,9	41	12	24	1	20
ELLIOT, E.	5	20	4,0	0:21	4/15	26,67%	4/12	33,33%	0/0		6	0	1,2	8	1	9	0	5
GIEDRAITIS, A.	14	191	13,6	0:27	38/73	52,05%	18/34	52,94%	61/69	88,41%	37	12	3,5	23	16	18	3	36
MAJOR, G.	14	43	3,1	0:17	12/30	40,00%	3/8	37,50%	10/17	58,82%	10	12	1,6	15	9	22	1	49
MENAMA, B.	7	4	0,6	0:07	1/2	50,00%	0/1	0,00%	2/2	100,00%	11	2	1,9	0	0	3	0	13
PRASKEVICIUS, V.	14	223	15,9	0:29	70/142	49,30%	13/40	32,50%	44/61	72,13%	64	22	6,1	16	13	35	7	61
ROTSART, S.	6	6	1,0	0:04	3/7	42,86%	0/2	0,00%	0/0		0	1	0,2	3	2	2	0	8
VAN PAASSEN, P.	14	61	4,4	0:15	21/48	43,75%	0/0		19/26	73,08%	35	16	3,6	6	2	9	2	44
TOTAL	1138	81,29			326/669	48,73%	74/200	37,00%	264/352	75,00%	310	125	31,07	172	103	187	26	347




Ülker Sports Club Istanbul

Games	Points	Av.	Av.Time	2 P	3 P	1 P	DR.	OR	Av.	As	St	TO	BI	PF				
ABI, M.	11	29	2,6	0:10	5/13	38,46%	4/6	66,67%	7/14	50,00%	12	1	1,2	8	3	5	0	21
ACIK, T.	19	89	4,7	0:17	13/23	56,52%	16/42	38,10%	15/23	65,22%	17	2	1,0	30	21	17	1	31
AUSTIN, I.	1	7	7,0	0:23	0/1	0,00%	2/6	33,33%	1/2	50,00%	3	0	3,0	7	0	5	1	3
ELEY, W. K.	13	124	9,5	0:19	46/85	54,12%	0/0		32/51	62,75%	45	41	6,6	3	14	29	8	45
ERDENAY, H. H.	19	261	13,7	0:24	53/106	50,00%	36/94	38,30%	47/58	81,03%	23	10	1,7	36	14	30	0	29
GOLJOVIC, M.	19	217	11,4	0:22	47/104	45,19%	30/77	38,96%	33/38	86,84%	37	10	2,5	16	20	32	2	49
GONLUM, K.	18	111	6,2	0:17	49/96	51,04%	0/0		13/20	65,00%	40	29	3,8	10	9	26	5	39
GULER, M.	15	22	1,5	0:08	4/10	40,00%	3/12	25,00%	5/8	62,50%	9	8	1,1	12	7	9	1	13
LOLLIS, Q. M.	18	189	10,5	0:27	74/138	53,62%	1/5	20,00%	38/69	55,07%	86	67	8,5	41	28	35	5	69
PACULIA, Z.	13	41	3,2	0:07	15/28	53,57%	0/1	0,00%	11/15	73,33%	10	14	1,8	2	4	5	1	13
PARS, A.	18	136	7,6	0:16	51/109	46,79%	0/1	0,00%	34/57	59,65%	25	27	2,9	17	10	28	5	54
STELMAHERS, R.	19	124	6,5	0:20	24/52	46,15%	14/41	34,15%	34/43	79,07%	25	6	1,6	29	18	16	0	37
YILDIRIM, H.	18	149	8,3	0:25	29/50	58,00%	23/72	31,94%	22/29	75,86%	22	10	1,8	50	13	30	2	41
TOTAL	1499	74,95			410/815	50,31%	129/357	36,13%	292/427	68,38%	354	225	28,95	261	161	267	31	444



Unicaja Malaga

Games	Points	Av.	Av.Time	2 P	3 P	1 P	DR.	OR	Av.	As	St	TO	BI	PF				
ABRAMS, D.	10	111	11,1	0:24	32/69	46,38%	3/18	16,67%	38/58	65,52%	43	13	5,6	13	8	27	7	40
BENNET, M.	3	9	3,0	0:11	4/8	50,00%	0/0		1/1	100,00%	3	3	2,0	0	0	1	2	7
CABEZAS, C.	14	84	6,0	0:19	18/42	42,86%	9/26	34,62%	21/29	72,41%	16	4	1,4	19	14	13	2	30
CORTABERRIA, J.	1	3	3,0	0:06	0/1	0,00%	1/1	100,00%	0/0		0	2	2,0	1	0	0	0	1
GUROVIC-MALAT, M.	11	124	11,3	0:22	19/54	35,19%	16/50	32,00%	38/46	82,61%	32	11	3,9	7	3	13	0	21
KORNEGAY, C.	14	86	6,1	0:19	35/57	61,40%	0/1	0,00%	16/25	64,00%	42	26	4,9	8	6	22	14	33
MRSIC, V.	13	161	12,4	0:24	37/75	49,33%	16/46	34,78%	39/48	81,25%	32	19	3,9	18	5	23	1	19
PHILLIP, D.	14	86	6,1	0:16	33/60	55,00%	0/1	0,00%	20/27	74,07%	27	27	3,9	5	9	13	0	32
RODRIGUEZ, B.	14	99	7,1	0:22	21/42	50,00%	12/40	30,00%	21/30	70,00%	19	6	1,8	31	12	20	0	31
SONKO, M.	13	138	10,6	0:26	29/61	47,54%	14/41	34,15%	38/44	86,36%	25	6	2,4	23	12	21	3	39
VAZQUEZ, F.	1	5	5,0	0:24	1/1	100,00%	1/8	12,50%	0/0		1	1	2,0	2	4	0	0	1
VAZQUEZ, P.	13	67	5,2	0:16	8/23	34,78%	15/39	38,46%	6/8	75,00%	10	5	1,2	13	13	17	0	28
WEIS, F.																		



FINAL FOUR MVP
Dejan Bodiroga,
FC Barcelona



<< TOP 16 MVP
Mirsad Turkcan
Montepaschi Siena



**<< REGULAR
SEASON MVP**
Joseph Blair
Ülker Istanbul

EUROLEAGUE PLAYERS OF THE WEEK

WEEK 1	HANNO MOTTOLA	Tau Cerámica Vitoria	WEEK 11	ANDRES NOCIONI	Tau Cerámica Vitoria
WEEK 2	MATE SKELIN	Skipper Bologna	WEEK 12	TANOKA BEARD	Zalgiris Kaunas
WEEK 3	MILOS VUJANIC	Partizan Belgrade	WEEK 13	KASPARS KAMBALA	Efes Pilsen
WEEK 4	MIRSAD TURKCAN	Montepaschi Siena	WEEK 14	MIRSAD TURKCAN	Montepaschi Siena
WEEK 5	DEMARCO JOHNSON	Olympiacos Piraeus	WEEK 15	MIRSAD TURKCAN	Montepaschi Siena
WEEK 6	JORGE GARBAJOSA	Benetton Treviso	WEEK 16	ANTONIS FOTSIS	Panathinaikos Athens
WEEK 7	ADEMOLA OKULAJA	Unicaja Malaga	WEEK 17	MARCUS BROWN	Efes Pilsen
WEEK 8	ALPHONSO FORD	Montepaschi Siena	WEEK 18	SLAVEN RIMAC	Cibona Zagreb
	MIRSAD TURKCAN	Montepaschi Siena	WEEK 19	ZAUR PACHULIA	Ülker Istanbul
WEEK 9	ANDRES NOCIONI	Tau Cerámica Vitoria	WEEK 20	MIRSAD TURKCAN	Montepaschi Siena
WEEK 10	MIRSAD TURKCAN	Montepaschi Siena			

All-Euroleague Teams

ALL-EUROLEAGUE 1 ST TEAM	ALL-EUROLEAGUE 2 ND TEAM
TYUS EDNEY Benetton Treviso	MILOS VUJANIC Partizan Belgrade
ALPHONSO FORD Montepaschi Siena	MARCUS BROWN Efes Pilsen Istanbul
DEJAN BODIROGA FC Barcelona	ANDRES NOCIONI Tau Cerámica Vitoria
JORGE GARBAJOSA Benetton Treviso	MIRSAD TURKCAN Montepaschi Siena
VICTOR ALEXANDER CSKA Moscow	NIKOLA VUJCIC Maccabi Tel Aviv



FINAL FOUR

Semifinal 1

BARCELONA • May 9, 2003

BENETTON TREVISO • MONTEPASCHI SIENA

65-62 (28-12, 11-11, 6-22, 20-17)

■ **BENETTON TREVISO:** Nicola 7, Edney 9, Langdon 9, Pittis 2, Marconato 12, Bulleri 12, Markoishvili, Garbajosa 14.
DNP: Loncar, Epehimer, Soltau. **Coach:** Messina.
■ **MONTEPASCHI SIENA:** Stefanov 17, Zukauskas 5, Turkcan, Vukcevic 14, Ford 15, Mitchell 1, Chiacig, Kakiouzis 10, Bowdler. **DNP:** Mordente, Marcaccini, Lechtaler. **Coach:** Ataman.

Referees: Betancor (Spain), Koukoulekidis (Greece), Martin (Spain).

Semifinal 2

BARCELONA • May 9, 2003

FC BARCELONA • CSKA MOSCOW

76-71 (21-25, 24-14, 12-21, 19-11)

■ **FC BARCELONA:** Rodriguez 7, Fucka 21, Fomerling 4, Bodirola 17, Navarro 8, Duenas 1, Jasikevicius 9, De la Fuente 7, Varejao 2. **DNP:** Alzamora, Van der Hare, Bravo. **Coach:** Pesic.
■ **CSKA MOSCOW:** Papaloukas 4, Holden 8, Panov, Songaila 14, Hatzivrettas 8, Pachoutine Z., Monya 3, Khryapa 6, Bashminov 4, Alexander 13. **DNP:** Pachoutine E., Savrasenko. **Coach:** Ivkovic.

Referees: Pitsilkas (Greece), Rems (Slovenia), Belosevic (Serbia & Montenegro)

Third Place Final

BARCELONA • May 11, 2003

MONTEPASCHI SIENA • CSKA MOSCOW

79-78 (26-27, 26-24, 13-12, 14-15)

■ **MONTEPASCHI SIENA:** Stefanov 17, Zukauskas 3, Turkcan 16, Marcaccini 3, Vukcevic 9, Ford 19, Chiacig 5, Kakiouzis 7. **DNP:** Mordente, Mitchell, Bowdler, Lechtaler. **Coach:** Ataman.
■ **CSKA MOSCOW:** Papaloukas 4, Holden 8, Panov, Songaila 15, Hatzivrettas 14, Savrasenko 2, Monya 10, Khryapa 5, Bashminov 6, Alexander 14. **DNP:** Pachoutine Z., Pachoutine E. **Coach:** Ivkovic.

Referees: Betancor (Spain), Muhvic (Croatia), Jovcic (Serbia & Montenegro)

Final

BARCELONA • May 11, 2003

FC BARCELONA • BENETTON TREVISO 76-65

(23-25, 19-9, 13-14, 21-17)

■ **FC BARCELONA:** Rodriguez 2, Fucka 17, Fomerling 9, Bodirola 20, Navarro 5, Duenas 3, Jasikevicius 8, De la Fuente 11, Varejao 1. **DNP:** Alzamora, Van der Hare, Bravo. **Coach:** Pesic.
■ **BENETTON TREVISO:** Nicola 5, Edney 16, Langdon 8, Pittis 4, Marconato 10, Bulleri 11, Markoishvili 2, Loncar, Garbajosa 9. **DNP:** Epehimer, Soltau. **Coach:** Messina.

Referees: Pitsilkas (Greece), Rems (Slovenia), Koukoulekidis (Greece)

REGULAR SEASON

RESULTS

GROUP A		GROUP B		GROUP C	
WEEK 1-8		WEEK 1-8		WEEK 1-8	
Cibona-AEK	85-71, 71-69	Tau-Maccabi	85-79, 72-69	Partizan-Real Madrid	82-86, 78-89
Barcelona-Skipper	94-75, 70-82	Montepaschi-Zalgiris	81-74, 100-74	Virtus-Asvel	84-88, 88-74
Alba-Efes Pilsen	63-84, 62-74	Panathin.-Buducnost	87-71, 92-84	Idea Slask-Olympiacos	72-91, 71-78
Benetton-Pau Orthez	94-73, 93-88	Unicaja-Olimpija	70-77, 82-83	Ulker-CSKA	63-66, 62-78
WEEK 2-9		WEEK 2-9		WEEK 2-9	
Pau Orthez-Cibona	77-74, 62-66	Zalgiris-Panathinaikos	79-94, 84-98	CSKA-Partizan	93-57, 81-93
Efes Pilsen-Benetton	84-83, 75-87	Maccabi-Montepaschi	107-81, 73-63	Asvel-Idea Slask	87-80, 73-75
Skipper-Alba	88-78, 80-77	Olimpija-Tau	72-76, 79-86	Real Madrid-Virtus	73-81, 82-91
AEK-Barcelona	57-62, 54-68	Buducnost-Unicaja	72-78, 75-87	Olympiacos-Ulker	71-77, 82-65
WEEK 3-10		WEEK 3-10		WEEK 3-10	
Alba-Benetton	75-78, 81-107	Tau-Montepaschi	90-85, 62-77	Partizan-Virtus	73-86, 64-81
Cibona-Efes Pilsen	64-56, 57-91	Panathinaikos-Maccabi	64-77, 86-79	Real Madrid-Idea Slask	79-85, 71-65
Barcelona-Pau Orthez	84-62, 84-72	Unicaja-Zalgiris	77-78, 67-87	Ulker-Asvel	65-63, 82-79
Skipper-AEK	82-76, 72-63	Olimpija-Buducnost	83-71, 100-81	CSKA-Olympiacos	74-67, 79-77
WEEK 4-11		WEEK 4-11		WEEK 4-11	
AEK-Alba	87-88, 76-80	Buducnost-Tau	71-81, 86-103	Olympiacos-Partizan	78-80, 71-81
Pau Orthez-Skipper	76-71, 75-85	Zalgiris-Olimpija	73-81, 55-76	Asvel-CSKA	99-87, 65-85
Efes Pilsen-Barcelona	91-92, 60-73	Maccabi-Unicaja	86-89, 68-76	Real Madrid-Ulker	81-77, 84-85
Benetton-Cibona	96-82, 100-71	Montepaschi-Panathin.	77-69, 56-64	Virtus-Idea Slask	86-70, 72-80
WEEK 5-12		WEEK 5-12		WEEK 5-12	
Alba-Cibona	84-70, 72-90	Tau-Panathinaikos	75-76, 83-86	Partizan-Idea Slask	85-86, 74-83
Barcelona-Benetton	86-85, 82-94	Unicaja-Montepaschi	87-74, 79-73	Ulker-Virtus	105-78, 88-68
Skipper-Efes Pilsen	72-73, 57-75	Olimpija-Maccabi	81-76, 60-69	CSKA-Real Madrid	90-75, 93-80
AEK-Pau Orthez	71-83, 84-86	Buducnost-Zalgiris	106-102, 85-101	Olympiacos-Asvel	83-77, 74-85
WEEK 6-13		WEEK 6-13		WEEK 6-13	
Alba-Pau Orthez	82-80, 82-97	Tau-Zalgiris	113-88, 67-88	Partizan-Asvel	79-71, 103-104
Efes Pilsen-AEK	74-79, 81-64	Maccabi-Buducnost	107-86, 89-80	Real Madrid-Olympiac.	73-66, 68-71
Benetton-Skipper	95-80, 75-82	Montepaschi-Olimpija	86-79, 92-94	Virtus-CSKA	83-85, 65-80
Cibona-Barcelona	94-77, 82-104	Panathinaikos-Unicaja	77-65, 75-69	Idea Slask-Ulker	84-93, 70-79
WEEK 7-14		WEEK 7-14		WEEK 7-14	
Barcelona-Alba	81-74, 80-66	Unicaja-Tau	71-54, 63-79	Ulker-Partizan	84-74, 90-86
Skipper-Cibona	76-71, 89-83	Olimpija-Panathinaikos	77-70, 63-65	CSKA-Idea Slask	73-45, 84-73
AEK-Benetton	90-94, 59-72	Buducnost-Montep.	91-75, 49-112	Olympiacos-Virtus	80-66, 77-73
Pau Orthez-Efes Pilsen	74-85, 71-69	Zalgiris-Maccabi	87-74, 71-76	Asvel-Real Madrid	64-76, 85-77

STANDINGS

GROUP A	TG	W	L	P+	P-	GROUP B	TG	W	L	P+	P-	GROUP C	TG	W	L	P+	P-
1 Benetton	14	11	3	1253	1108	1 Panathin.	14	11	3	1103	1039	1 CSKA Mos.	14	12	2	1148	1004
2 Barcelona	14	11	3	1137	1048	2 TAU	14	9	5	1126	1090	2 Ulker	14	10	4	1115	1064
3 Efes Pilsen	14	8	6	1072	998	3 Olimpija	14	9	5	1105	1052	3 Olympiacos	14	7	7	1066	1041
4 Skipper	14	8	6	1085	1087	4 Unicaja	14	7	7	1060	1058	4 Virtus	14	6	8	1102	1119
5 Cibona	14	7	7	1066	1118	5 Maccabi	14	7	7	1129	1081	5 ASVEL	14	6	8	1114	1138
6 Pau-Orthez	14	6	8	1076	1124	6 Montep.	14	6	8	1132	1092	6 Real Madrid	14	6	8	1094	1113
7 Alba	14	4	10	1064	1172	7 Zalgiris	14	5	9	1141	1195	7 Idea Slask	14	5	9	1039	1125
8 AEK	14	1	13	1000	1098	8 Buducnost	14	2	12	1108	1297	8 Partizan	14	4	10	1109	1183



REGULAR SEASON

STATS LEADERS

RANKING MVP

P	Player	Team	G.P.	TOT.	Av.
1	BLAIR J.	Ulker	14	350	25.00
2	VUJANIC M.	Partizan	14	344	24.57
3	TURKCAN M.	Montepaschi	13	315	24.23

POINTS

P	Player	Team	G.P.	TOT.	Av.
1	VUJANIC M.	Partizan	14	361	25.78
2	BROWN M.	Efes Pilsen	14	276	19.71
3	EDNEY T.	Benetton	11	207	18.81

REBOUNDS

P	Player	Team	G.P.	DEF.	OFF.	TOT.	Av.
1	TURKCAN M.	Montepaschi	13	120	38	158	12.15
2	BLAIR J.	Ulker	14	93	48	141	10.07
3	LOLLIS Q.	Alba	12	83	31	114	9.50

ASSISTS

P	Player	Team	G.P.	TOT.	Av.
1	COTA E.	Zalgiris	14	91	6.50
2	POZZECCO G.	Skipper	12	60	5.00
3	HOLDEN J.	CSKA Moscow	14	66	4.71

BLOCKS

P	Player	Team	G.P.	TOT.	Av.
1	HERNANDEZ-S.	Real Madrid	14	21	1.50
2	KORNEGAY C.	Unicaja	14	21	1.50
3	KHRYAPA V.	CSKA Moscow	14	18	1.28

STEALS

P	Player	Team	G.P.	TOT.	Av.
1	GARBAJOSA J.	Benetton	14	40	2.85
2	TURKCAN M.	Montepaschi	13	31	2.38
3	PITTIS R.	Benetton	14	33	2.35

2 PTS. SHOOTING

P	Player	Team	G.P.	ATTE.	MADE.
1	MARCONATO D.	Benetton	14	73	56 76.71
2	MAMIC M.	Cibona	12	35	25 71.42
3	PITTIS R.	Benetton	14	60	42 70.00

3 PTS. SHOOTING

P	Player	Team	G.P.	ATTE.	MADE.
1	WIEKIERA P.	Idea Slask	14	30	18 60.00
2	TURKCAN M.	Montepaschi	13	28	16 57.14
3	SHARP D.	Maccabi	14	43	24 55.81

1 PT. SHOOTING

P	Player	Team	G.P.	ATTE.	MADE.
1	JASIKEVICIUS S.	Barcelona	13	36	34 94.44
2	KOLJEVIC I.	Buducnost	14	38	35 92.10
3	BAZDARIC M.	Olimpija	13	29	26 89.65

RECEIVED FOULS

P	Player	Team	G.P.	TOT.	Av.
1	VUJANIC M.	Partizan	14	137	9.78
2	GARBAJOSA J.	Benetton	14	95	6.78
3	BROWN M.	Efes Pilsen	14	91	6.50

FOULS

P	Player	Team	G.P.	TOT.	Av.
1	ANTIC P.	AEK	12	50	4.16
2	JURAK G.	Olimpija	14	55	3.92
3	HARISSIS C.	Olympiacos	14	55	3.92

TOP 16

RESULTS

GROUP D	GROUP E	GROUP F	GROUP G
WEEK 1	WEEK 1	WEEK 1	WEEK 1
Unicaja-CSKA 76-95	Montepaschi-Ulker 84-79	Benetton-Tau 81-68	Olimpija-Olympiacos 72-74
Efes Pilsen-Cibona 68-62	Panath.-Skipper 81-67	Virtus-Maccabi 73-83	Barcelona-Asvel 85-77
WEEK 2	WEEK 2	WEEK 2	WEEK 2
CSKA-Cibona 79-69	Ulker-Skipper 69-75	Virtus-Benetton 70-82	Olympiacos-Asvel 69-59
Unicaja-Efes Pilsen 74-75	Montep.-Panath. 82-76	Maccabi-Tau 100-77	Olimpija-Barcelona 72-69
WEEK 3	WEEK 3	WEEK 3	WEEK 3
Efes Pilsen-CSKA 71-69	Panathinaikos-Ulker 78-74	Benetton-Maccabi 93-80	Barcelona-Olympiac. 80-77
Cibona-Unicaja 88-81	Skipper-Montep. 70-85	Tau-Virtus 93-73	Asvel-Olimpija 77-78
WEEK 4	WEEK 4	WEEK 4	WEEK 4
CSKA-Unicaja 89-70	Ulker-Montepaschi 80-92	Maccabi-Virtus 98-71	Olympiac.-Olimpija 73-61
Cibona-Efes Pilsen 82-75	Skipper-Panath. 88-63	Tau-Benetton 75-84	Asvel-Barcelona 68-77
WEEK 5	WEEK 5	WEEK 5	WEEK 5
Unicaja-Cibona 95-87	Ulker-Panathinaikos 92-73	Maccabi-Benetton 83-84	Olympiac.-Barcelona 55-58
CSKA-Efes Pilsen 66-54	Montep.-Skipper 64-68	Virtus-Tau 85-110	Olimpija-Asvel 87-66
WEEK 6	WEEK 6	WEEK 6	WEEK 6
Cibona-CSKA 59-101	Skipper-Ulker 82-86	Tau-Maccabi 79-93	Asvel-Olympiacos 89-79
Efes Pilsen-Unicaja 82-78	Panath.-Montep. 111-103	Benetton-Virtus 98-76	Barcelona-Olimpija 79-75

STANDINGS

GROUP D	TG	W	L	P+	P-
1 CSKA	6	5	1	499	399
2 Efes Pilsen	6	4	2	425	431
3 Cibona	6	2	4	447	499
4 Unicaja	6	1	5	474	516

GROUP E	TG	W	L	P+	P-
1 Montepaschi	6	4	2	510	484
2 Skipper	6	3	3	450	448
3 Panathin.	6	3	3	482	506
4 Ulker	6	2	4	480	484

GROUP F	TG	W	L	P+	P-
1 Benetton	6	6	0	522	452
2 Maccabi	6	4	2	537	477
3 Tau	6	2	4	502	516
4 Virtus	6	0	6	448	564

GROUP G	TG	W	L	P+	P-
1 Barcelona	6	5	1	448	424
2 Olympiacos	6	3	3	427	419
3 Olimpija	6	3	3	445	438
4 Asvel	6	1	5	436	475

STATS LEADERS

P	Player	Team	G.P.	TOT.	Av.
1	VUJCIC M.	Maccabi	6	126	21.00
2	BROWN M.	Efes Pilsen	5	97	19.40
3	BODIROGA D.	Barcelona	6	114	19.00

P	Player	Team	G.P.	TOT.	Av.
1	TURKCAN M.	Montepaschi	6	71	11.83
2	KAMBALA K.	Efes Pilsen	6	60	10.00
3	KOTUROVIC D.	Virtus	5	42	8.40

P	Player	Team	G.P.	TOT.	Av.
1	PITTIS R.	Benetton	6	28	4.66
2	SMITH S.	ASVEL	6	26	4.33
3	STEFANOV V.	Montepaschi	6	26	4.33

P	Player	Team	G.P.	TOT.	Av.
1	WEIS F.	Unicaja	5	8	1.60
2	FEMERLING P.	Barcelona	6	9	1.50
3	KHRYAPA V.	CSKA Moscow	6	9	1.50

P	Player	Team	G.P.	TOT.	Av.
1	YILMAZ A.	Efes Pilsen	6	17	2.83
2	BASILE G.	Skipper	6	13	2.16
3	PITTIS R.	Benetton	6	13	2.16



Adecco Asvel Villeurbanne																		
Games	Points	Av.	Av.Time	2 P	3 P	1 P	DR.	OR	Av.	As	St	TO	BI	PF				
BONATO, Y.	14	88	6.3	0:19	15/36	41.67%	10/29	34.48%	28/40	70.00%	16	10	1.9	17	9	34	0	28
BULIC, M.	2	23	11.5	0:27	2/6	33.33%	6/12	50.00%	1/2	50.00%	2	1	1.5	5	1	2	0	6
FRIGOUT, D.	20	186	9.3	0:20	77/133	57.89%	0/0	32/65	49.23%	98	43	7.1	24	20	32	2	51	
GADOU, T.	9	64	7.1	0:20	19/38	50.00%	2/13	15.38%	20/27	74.07%	14	8	2.4	10	4	20	1	19
GIFFA, S.	20	160	8.0	0:22	34/76	44.74%	16/32	50.00%	44/49	89.80%	47	27	3.7	27	10	32	12	53
GULYAS, R.	18	189	10.5	0:19	68/121	56.20%	3/5	60.00%	44/53	83.02%	54	22	4.2	10	3	19	11	55
MARCELIC, D.	20	159	8.0	0:23	23/48	47.92%	29/82	35.37%	26/32	81.25%	36	10	2.3	28	10	19	0	36
MRAZEK, H.	17	123	7.2	0:20	11/15	73.33%	27/52	51.92%	20/23	86.96%	18	2	1.2	17	11	21	2	41
OWENS, A.	20	154	7.7	0:23	46/96	47.92%	12/37	32.43%	26/40	65.00%	46	6	2.6	48	20	24	3	42
PETROV, S.	19	123	6.5	0:14	21/43	48.84%	15/39	38.46%	36/41	87.80%	14	2	0.8	20	5	11	0	27
RUZ, F.	1	0	0.0	0:01	0/0		0/0		0/0		0	0	0.0	0	0	0	0	0
SMITH, S.	20	209	10.5	0:27	38/76	50.00%	23/71	32.39%	64/75	85.33%	31	6	1.9	75	26	40	0	67
TOURE, H.	1	4	4.0	0:13	2/3	66.67%	0/2	0.00%	0/0		0	2	2.0	1	0	0	0	0
TOTAL	1550	77.50			388/734	52.86%	143/375	38.13%	345/455	75.82%	400	150	27.50	286	122	264	39	463

AEK Athens																		
Games	Points	Av.	Av.Time	2 P	3 P	1 P	DR.	OR	Av.	As	St	TO	BI	PF				
ANTIC, P.	12	51	4.3	0:15	12/26	46.15%	5/17	29.41%	12/20	60.00%	21	9	2.5	13	4	11	3	50
BETTS, A.	14	166	11.9	0:30	61/115	53.04%	0/0	44/71		61.97%	53	39	6.6	6	10	28	11	51
BLAKNEY, R.	14	129	9.2	0:27	28/76	36.84%	15/40	37.50%	28/32	87.50%	13	9	1.6	28	18	15	0	48
BOUROUSIS, I.	3	8	2.7	0:06	3/6	50.00%	0/1	0.00%	2/2	100.00%	4	2	2.0	0	0	3	0	7
CHATZIS, N.	14	145	10.4	0:22	25/58	43.10%	20/50	40.00%	35/41	85.37%	20	5	1.8	14	6	15	0	28
DIKOUDIS, D.	8	120	15.0	0:32	45/89	50.56%	1/7	14.29%	27/35	77.14%	42	16	7.3	7	7	22	2	31
JESTRATJEVIC, N.	3	5	1.7	0:06	2/5	40.00%	0/0		1/2	50.00%	4	1	1.7	1	1	4	2	4
KAKIOUZIS, M.	11	185	16.8	0:35	57/94	60.64%	9/33	27.27%	44/55	80.00%	37	21	5.3	13	18	17	3	29
KIKILIAS, V.	11	17	1.5	0:11	4/6	66.67%	2/8	25.00%	3/3	100.00%	8	4	1.1	12	5	5	0	21
PASCHALIS, K.	6	0	0.0	0:02	0/0		0/1	0.00%	0/2	0.00%	3	0	0.5	0	1	3	0	8
RILLIE, J.	6	27	4.5	0:15	6/16	37.50%	4/15	26.67%	3/3	100.00%	4	4	1.3	0	2	5	0	7
TAPOTOS, C.	13	54	4.2	0:17	15/37	40.54%	5/18	27.78%	9/9	100.00%	27	3	2.3	18	5	13	4	22
TSIARAS, G.	3	8	2.7	0:10	4/5	80.00%	0/1	0.00%	0/2	0.00%	1	2	1.0	1	1	1	0	7
WOODBERRY, S.	1	5	5.0	0:17	2/2	100.00%	0/1	0.00%	1/2	50.00%	0	1	1.0	2	0	0	0	1
ZISIS, N.	14	80	5.7	0:23	28/74	37.84%	3/21	14.29%	15/26	57.69%	29	13	3.0	16	10	18	0	38
TOTAL	1000	71.43			292/609	47.95%	64/213	30.05%	224/305	73.44%	266	129	28.21	131	88	160	25	352

Alba Berlin																		
Games	Points	Av.	Av.Time	2 P	3 P	1 P	DR.	OR	Av.	As	St	TO	BI	PF				
CELESTAND, J.	7	52	7.4	0:18	14/35	40.00%	5/16	31.25%	9/12	75.00%	7	2	1.3	13	5	15	1	12
COLLINS, DE J.	8	129	16.1	0:27	37/77	48.05%	9/29	31.03%	28/42	66.67%	19	10	3.6	21	12	18	4	34
DEMIREL, M.	14	95	6.8	0:21	16/39	41.03%	14/45	31.11%	21/30	70.00%	17	4	1.5	31	11	20	0	49
GARRIS, S.	14	76	5.4	0:22	20/46	43.48%	9/32	28.13%	9/13	69.23%	28	11	2.8	6	12	13	1	45
GRÜNHED, G.	3	13	4.3	0:16	5/12	41.67%	1/1	100.00%	0/0		7	1	2.7	3	0	3	0	9
LOLLUS, Q.	12	184	15.3	0:33	65/101	64.36%	5/14	35.71%	39/59	66.10%	83	31	9.5	28	11	29	4	42
LÖTCKE, J.	2	0	0.0	0:17	0/0		0/3	0.00%	0/0		1	0	0.5	1	0	2	0	6
OZTURK, T.	13	58	4.5	0:15	18/48	37.50%	2/9	22.22%	16/26	61.54%	24	10	2.6	4	7	7	4	26
PESIC, M.	12	150	12.5	0:31	33/57	57.89%	14/43	32.56%	42/62	67.74%	27	2	2.4	25	9	29	2	39
RANKIN, K.	13	38	2.9	0:10	10/19	52.63%	3/4	75.00%	9/15	60.00%	16	11	2.1	1	11	17	9	27
RÖDL, H.	12	50	4.2	0:23	16/32	50.00%	3/10	30.00%	9/12	75.00%	18	8	2.2	18	13	18	3	40
STANOJEVIC, J.	14	219	15.6	0:26	86/165	52.12%	0/0		47/67	70.15%	40	33	5.2	11	15	43	5	52
TOTAL	1064	76.00			320/631	50.71%	65/206	31.55%	229/338	67.75%	287	123	29.29	162	106	214	33	381

Benetton Basket Treviso																		
Games	Points	Av.	Av.Time	2 P	3 P	1 P	DR.	OR	Av.	As	St	TO	BI	PF				
BULLERI, M.	22	240	10.9	0:23	55/110	50.00%	24/86	27.91%	58/67	86.57%	34	4	1.7	42	21	49	2	59
CALABRIA, D.	11	63	5.7	0:20	8/25	32.00%	11/32	34.38%	14/14	100.00%	20	5	2.3	17	9	10	0	22
EDNEY, T.	18	297	16.5	0:28	86/170	50.59%	22/42	52.38%	59/70	84.29%	44	12	3.1	78	28	49	1	48
EPPEHIMER, N.	1	13	13.0	0:25	2/3	66.67%	3/6	50.00%	0/0		2	0	2.0	0	1	3	0	3
GARBAJOSA, J.	22	270	12.3	0:27	48/106	45.28%	25/64	39.06%	99/131	75.57%	113	35	6.7	27	50	30	15	60
LANGDON, T.	21	311	14.8	0:28	74/132	56.06%	47/92	51.09%	22/29	75.86%	46	11	2.7	36	33	39	2	49
LONCAR, K.	17	53	3.1	0:07	22/37	59.46%	0/0		9/13	69.23%	19	14	1.9	1	5	7	3	28
MARCONATO, D.	22	227	10.3	0:21	90/119	75.63%	0/2	0.00%	47/60	78.33%	109	45	7.0	9	26	27	16	67
MARKOISHVILI, M.	17	38	2.2	0:07	12/24	50.00%	4/8	50.00%	2/5	40.00%	10	5	0.9	8	6	9	0	26
NEMETH, I.	11	12	1.1	0:08	1/2	50.00%	3/14	21.43%	1/2	50.00%	2	2	0.4	6	3	6	0	9
NICOLA, M.	21	229	10.9	0:22	27/51	52.94%	43/98	43.88%	46/57	80.70%	63	10	3.5	35	19	30	8	64
PITTIS, R.	22	145	6.6	0:23	62/88	70.45%	1/4	25.00%	18/42	42.86%	37	17	2.5	90	50	38	5	56
SOLTAU, T.	1	0	0.0	0:12	0/0		0/0		0/0		1	0	1.0	1	1	0	0	1
STEFFEL, D.	1	0	0.0	0:02	0/0		0/0		0/0		1	0	1.0	0	0	0	0	0
STOJIC, M.	5	7	1.4	0:11	2/7	28.57%	0/3	0.00%	3/4	75.00%	5	3	1.6	4	1	4	0	9
TOTAL	1905	86.59			489/874	55.95%	183/451	40.58%	378/494	76.52%	506	163	30.41	354	253	301	52	501

CSKA Moscow																		
Games	Points	Av.	Av.Time	2 P	3 P	1 P	DR.	OR	Av.	As	St	TO	BI	PF				
ALEXANDER, V.	15	249	16.6	0:30	103/197	52.28%	4/13	30.77%	31/46	67.39%	72	27	6.6	17	16	23	2	44
BASHMINOV, A.	21	139	6.6	0:15	49/77	63.64%	3/5	60.00%	32/43	74.42%	52	32	4.0	13	9	17	14	54
CHATZIVRETTAS, N.	22	265	12.0	0:27	48/86	55.81%	35/93	37.63%	64/76	84.21%	43	14	2.6	39	23	24	2	58
GATLING, C.	6	77	12.8	0:23	26/42	61.90%	2/7	28.57%	19/35	54.29%	21	10	5.2	6	3	8	3	17
HOLDEN, J.R.	22	340	15.5	0:33	59/134	44.03%	57/160	35.63%	51/80	63.75%	35	14	2.2	97	37	47	0	44
KHRYAPA, V.	22	104	4.7	0:19	25/45	55.56%	12/29	41.38%	18/24	75.00%	86	26	5.1	25	21	23	29	57
MONIA, S.	22	107	4.9	0:15	17/40	42.50%	18/42	42.86%	19/23	82.61%	36	15	2.3	10	8	13	11	54
PADIUS, N.	5	6	1.2	0:03	3/7	42.86%	0/0		0/0		0	1	0.2	0	0	0	0	0
PANOV, S.	21	99	4.7	0:16	22/39	56.41%	7/25	28.00%	34/54	62.96%	33	9	2.0	71	24	16	1	44
PAPALOUKAS, T.	21	99	4.7	0:16	22/39	56.41%	7/25	28.00%	34/54	62.96%	33	9	2.0	71	24	16	1	44
PASHUTIN, E.	7	10	1.4	0:05	5/5	100.00%	0/0		0/0		2	4	0.9	5	3	2	0	8
PASHUTIN, Z.	17	46	2.7	0:11	12/28	42.86%	5/15	33.33%	7/10	70.								



Elan Bearnais Pau-Orthez		Games	Points	Av.	Av.Time	2 P	3 P	1 P	DR.	OR	Av.	As	St	TO	BI	PF		
DARRIGAND, G.	2	2	1.0	0:02	0/2	0.00%	0/0	2/2	100.0%	1	0	0.5	1	0	1	0	0	
DIAW-RIFIOD, B.	12	70	5.8	0:24	26/45	57.78%	2/14	14.29%	12/17	70.59%	46	11	4.8	36	14	21	14	28
DROZDOV, A.	14	49	3.5	0:11	18/38	47.37%	3/9	33.33%	4/11	36.36%	14	11	1.8	3	5	9	1	9
DUBOS, F.	11	38	3.5	0:13	13/25	52.00%	2/11	18.18%	6/6	100.0%	19	6	2.3	6	2	17	2	21
FAUTHOUX, F.	14	69	4.9	0:15	3/11	27.27%	16/45	35.56%	15/18	83.33%	14	1	1.1	18	6	13	0	23
HILL, K.	14	134	9.6	0:24	24/51	47.06%	22/61	36.07%	20/23	86.96%	23	7	2.1	22	24	1	1	31
JULIAN, C.	12	77	6.4	0:15	32/59	54.24%	0/0	13/22	59.09%	22	15	3.1	3	3	7	1	27	
LUKOVSKI, D.	14	165	11.8	0:25	32/66	48.48%	14/33	42.42%	59/76	77.63%	18	4	1.6	64	15	37	1	29
PEJGINOVIC, D.	3	1	0.3	0:10	0/5	0.00%	0/1	0.00%	1/2	50.00%	1	0	0.3	1	0	1	2	3
PIETRUS, F.	12	115	9.6	0:25	39/69	56.52%	3/11	27.27%	28/43	65.12%	47	22	5.8	8	14	23	9	35
PIETRUS, M.	13	123	9.5	0:26	19/43	44.19%	22/62	35.48%	19/32	59.38%	30	7	2.8	21	15	15	7	39
SELLERS, R.	14	233	16.6	0:29	90/151	59.60%	0/0	53/72	73.61%	65	26	6.5	10	7	29	7	49	
TOTAL	1076	76.86	296/565	52.39%	84/247	34.01%	232/324	71.60%	300	110	29.29	193	103	197	45	294		

FC Barcelona		Games	Points	Av.	Av.Time	2 P	3 P	1 P	DR.	OR	Av.	As	St	TO	BI	PF		
ALZAMORA, A.	4	2	0.5	0:03	1/3	33.33%	0/0	0/2	0.00%	1	1	0.5	0	0	1	0	0	
BODIROGA, D.	22	354	16.1	0:31	97/166	58.43%	15/36	41.67%	115/142	80.99%	71	13	3.8	53	17	38	1	44
BRAVO, C.	6	6	1.0	0:08	3/5	60.00%	0/1	0.00%	0/2	0.00%	3	2	0.8	1	2	3	0	12
DE LA FUENTE, R.	20	141	7.1	0:24	31/60	51.67%	17/34	50.00%	28/32	87.50%	60	22	4.1	20	27	20	4	28
DUEÑAS, R.	22	167	7.6	0:20	63/113	55.75%	0/0	41/60	68.33%	81	47	5.8	10	8	34	11	70	
FEMERLING, P.	22	120	5.5	0:16	46/77	59.74%	0/0	28/50	56.00%	55	30	3.9	6	11	26	19	56	
FUCKA, G.	22	245	11.1	0:27	78/160	48.75%	13/29	44.83%	50/79	63.29%	100	24	5.6	24	13	35	12	52
JASIKEVICIUS, S.	21	281	13.4	0:26	38/77	49.35%	45/119	37.82%	70/73	95.89%	33	4	1.8	67	15	50	0	64
NAVARRO, JC.	22	254	11.5	0:26	41/96	42.71%	33/90	36.67%	73/83	87.95%	30	6	1.6	30	14	32	1	37
RODRIGUEZ, I.	22	76	3.5	0:15	13/23	56.52%	10/31	32.26%	20/29	68.97%	32	7	1.8	30	18	19	0	44
VAN DER HARE, R.	1	0	0.0	0:02	0/1	0.00%	0/0	0/0	0/0	0	0	0.0	0	0	1	0	0	0
VAREJAO, A.	22	91	4.1	0:13	33/64	51.56%	5/17	29.41%	10/30	33.33%	46	24	3.2	4	11	22	13	49
TOTAL	1737	78.95	444/845	52.54%	138/357	38.66%	435/582	74.74%	512	180	31.45	245	136	281	61	456		

Idea Slask Wroclaw		Games	Points	Av.	Av.Time	2 P	3 P	1 P	DR.	OR	Av.	As	St	TO	BI	PF		
ADOMAITIS, D.	14	115	8.2	0:28	21/49	42.86%	16/30	53.33%	25/30	83.33%	37	10	3.4	18	13	16	2	35
COLSON, S.	5	72	14.4	0:30	15/34	44.12%	10/32	31.25%	12/16	75.00%	8	4	2.4	16	3	8	0	13
EARL, A.	3	17	5.7	0:19	6/15	40.00%	0/0	5/6	83.33%	8	3	3.7	1	1	8	2	10	
GIEDRAITIS, A.	14	184	13.1	0:25	42/68	61.76%	16/29	55.17%	52/63	82.54%	19	14	2.4	25	13	17	0	32
GREGOV, A.	4	4	1.0	0:09	1/3	33.33%	0/5	0.00%	2/2	100.0%	2	0	0.5	4	0	4	0	8
HOLCOMB, R.	7	63	9.0	0:20	16/36	44.44%	1/8	12.50%	28/38	73.68%	21	6	3.9	4	5	16	2	17
JONES, A.	4	16	4.0	0:15	6/15	40.00%	0/0	4/7	57.14%	10	3	3.3	1	3	5	4	14	
KOUL, A.	14	98	7.0	0:14	38/66	57.58%	0/0	22/36	61.11%	14	14	2.0	8	7	18	7	47	
LEWIS, D.	1	11	11.0	0:29	1/3	33.33%	2/4	50.00%	3/4	75.00%	2	0	2.0	5	1	3	0	2
LUGO, R.	5	45	9.0	0:15	21/26	80.77%	0/0	3/6	50.00%	16	4	4.0	1	1	3	5	17	
MARCIULONIS, K.	11	50	4.5	0:12	3/15	20.00%	8/28	28.57%	20/26	76.92%	6	2	0.7	12	6	8	0	20
MIGLIENIKS, R.	4	4	1.0	0:24	0/3	0.00%	1/5	20.00%	1/2	50.00%	6	0	1.5	16	3	8	1	14
SKIBINIEWSKI, R.	9	17	1.9	0:13	3/9	33.33%	2/11	18.18%	5/8	62.50%	5	0	0.6	16	6	3	0	12
SMITH, M.	1	11	11.0	0:23	4/8	50.00%	0/0	3/4	75.00%	3	0	3.0	0	0	0	0	3	
TOMCZYK, D.	13	145	11.2	0:27	28/64	43.75%	21/39	53.85%	26/33	78.79%	51	16	5.2	14	7	11	9	30
WIEKIERA, P.	14	74	5.3	0:14	7/13	53.85%	18/30	60.00%	6/11	54.55%	17	8	1.8	3	8	9	2	41
ZIELINSKI, M.	14	113	8.1	0:25	28/62	45.16%	9/36	25.00%	30/44	68.18%	28	6	2.4	30	13	24	6	27
TOTAL	1039	74.21	240/489	49.08%	104/257	40.47%	247/336	73.51%	253	90	24.50	174	90	161	40	342		

KK Buducnost Podgorica		Games	Points	Av.	Av.Time	2 P	3 P	1 P	DR.	OR	Av.	As	St	TO	BI	PF		
ALEKSIC, M.	2	7	3.5	0:08	2/3	66.67%	1/1	100.0%	0/0	0	1	0.5	0	0	6	0	2	
BAKIC, B.	13	63	4.8	0:13	13/20	65.00%	7/20	35.00%	16/21	76.19%	7	4	0.8	11	8	8	1	22
BROWN, J.	14	214	15.3	0:28	82/152	53.95%	10/18	55.56%	20/31	64.52%	54	40	6.7	22	16	48	6	43
BULAJIC, N.	7	12	1.7	0:07	4/8	50.00%	0/0	4/10	40.00%	1	3	0.6	1	2	1	1	14	
CABARKAPA, Z.	13	151	11.6	0:26	51/107	47.66%	5/21	23.81%	34/51	66.67%	36	26	4.8	14	6	29	11	37
JORDAN, W.	10	39	3.9	0:17	11/24	45.83%	5/12	41.67%	2/6	33.33%	12	8	2.0	12	14	11	0	12
KOLJEVIC, I.	14	125	8.9	0:18	12/25	48.00%	22/71	30.99%	35/38	92.11%	12	9	1.5	17	7	14	1	23
KOVACEVIC, S.	10	42	4.2	0:12	14/20	70.00%	0/8	0.00%	14/20	70.00%	4	3	0.7	13	3	8	0	24
MILOJEVIC, D.	14	163	11.6	0:31	61/91	67.03%	0/12	0.00%	41/59	69.49%	45	46	6.5	33	25	41	3	48
PAJOVIC, G.	11	51	4.6	0:18	4/17	23.53%	13/23	56.52%	4/7	57.14%	16	3	1.7	15	3	9	0	24
PAVLOVIC, A.	13	126	9.7	0:19	40/74	54.05%	10/34	29.41%	16/25	64.00%	13	5	1.4	13	11	13	6	27
RAKOCEVIC, Z.	1	0	0.0	0:01	0/0	0.00%	0/0	0.00%	0	0	0.0	0	0	0	0	0	0	0
SMILJANIC, A.	13	104	8.0	0:17	26/44	59.09%	7/30	23.33%	31/39	79.49%	13	7	1.5	13	8	20	1	20
VRRANES, S.	14	11	0.8	0:09	5/17	29.41%	0/0	1/9	11.11%	22	3	1.8	0	3	15	17	32	
TOTAL	1108	79.14	325/602	53.99%	80/250	32.00%	218/316	68.99%	235	158	28.07	164	106	223	47	328		

KK Cibona Vip Zagreb		Games	Points	Av.	Av.Time	2 P	3 P	1 P	DR.	OR	Av.	As	St	TO	BI	PF		
ALIHODZIC, D.	16	22	1.4	0:09	8/22	36.36%	1/4	25.00%	3/12	25.00%	16	7	1.4	6	8	9	1	26
KRASIC, B.	18	72	4.0	0:16	8/18	44.44%	18/54	33.33%	2/5	40.00%	34	9	2.4	4	6	14	3	46
KRUNIC, D.	7	33	4.7	0:11	2/6	33.33%	7/18	38.89%	8/8	100.0%	3	0	0.4	4	2	2	1	7
KUS, D.	20	147	7.4	0:22	33/70	47.14%	13/34	38.24%	42/56	75.00%	25	6	1.6	32	15	26	2	49
MAMIC, M.	14	125	8.9	0:27	28/41	68.29%	14/39	35.90%	27/35	77.14%	40	14	3.9	22	19	10	2	30
MANCE, M.	20	133	6.7	0:18	45/82	54.88%	7/19	36.84%	22/26	84.62%	26	5	1.6	19	19	20	1	34
MCLINTON, D.	4	51	12.8	0:22	8/17	47.06%	10/19	52.63%	5/6	83.33%	3	0	0.8	7	2	4	0	4
MUJEZINOVIC, H.	19	208	10.9	0:28	59/122	48.36%	15/50	30.00%	45/78	57.69%	82	39	6.4	17	18	37	1	60
PLANINIC, Z.	18	141	7.8	0:22	41/80	51.25%	8/34	23.53%	35/59	59.32%	40	10	2.8	51	15	38	1	54
PRKACIN, N.	20	224	11.2	0:25	77/139	55.40%	1/8	12.50%	67/101	66.34%	79	27	5.3	48	41	63	12	80
RIMAC, S.	19	188	9.9	0:20	49/103	47.57%	21/53	39.62%	27/37	72.97%	27	13	2.1	24	10	26	3	42
RUZIC, T.	18	74	4.1	0:10	24/47	51.06%	2/3	66.67%	20/27	74.07%								



Montepaschi Siena																					
Games	Points	Av.	Av.Time	2 P	3 P	1 P	DR.	OR	Av.	As	St	TO	BI	PF							
BERTI, S.	1	0	0.0	0/03	0/1	0.00%	0/0	0/0	0	0	0.0	0	0	0	0						
BOWDLER II, C.	15	70	4.7	0.13	21/39	53.85%	0/3	0.00%	28/42	66.67%	23	17	2	5	10	7	27				
CHIACIG, R.	22	227	10.3	0.25	85/164	51.83%	0/0	57/104	54.81%	78	40	5.4	12	16	42	11	54				
FORD, A.	22	393	17.9	0.32	116/221	52.49%	32/87	36.78%	65/84	77.38%	41	26	3.0	50	44	59	7	61			
GENTILE, F.	3	9	3.0	0.10	0/0	3/5	60.00%	0/0	2	0	0.7	3	0	3	0	5					
KAKIIOZIS, M.	7	68	9.7	0.24	15/30	50.00%	9/21	42.86%	11/13	84.62%	18	12	4.3	2	9	5	1	14			
LECHTALER, L.	1	0	0.0	0.02	0/1	0.00%	0/0	0/0	0	1	1.0	0	0	0	0	1					
MAGGIOLI, M.	5	4	0.8	0.05	0/5	0.00%	0/0	4/6	66.67%	1	5	1.2	1	0	1	0	6				
MARCACCINI, G.	11	47	4.3	0.10	3/5	60.00%	12/36	33.33%	5/8	62.50%	9	5	1.3	6	5	1	0	14			
MC CANTS, C.	7	29	4.1	0.15	12/23	52.17%	1/7	14.29%	2/2	100.00%	9	3	1.7	12	4	8	0	11			
MITCHELL, A.	10	24	2.4	0.06	5/11	45.45%	3/8	37.50%	5/8	62.50%	1	2	0.3	6	5	4	0	14			
MORDENTE, M.	1	4	4.0	0.13	1/1	100.00%	0/2	0.00%	2/2	100.00%	1	0	1.0	1	0	0	0	2			
STEFANOV, V.	19	228	12.0	0.33	75/124	60.48%	17/55	30.91%	27/30	90.00%	35	10	2.4	69	29	28	1	41			
TURCKAN, M.	21	306	14.6	0.35	79/147	53.74%	26/55	47.27%	70/99	70.71%	188	60	11.8	45	45	52	16	64			
VUKCEVIC, D.	20	231	11.6	0.25	34/67	50.75%	41/83	49.40%	40/45	88.89%	34	2	1.8	25	32	24	3	39			
ZUKAUSKAS, M.	22	143	6.5	0.23	19/38	50.00%	28/54	51.85%	21/22	95.45%	24	13	1.7	26	23	21	5	81			
TOTAL	1783	81.05			465/877	53.02%	172/416	41.35%	337/465	72.47%	464	196	30.00	260	217	258	51	434			

Olympiacos Piraeus																					
Games	Points	Av.	Av.Time	2 P	3 P	1 P	DR.	OR	Av.	As	St	TO	BI	PF							
BOUDOURIS, N.	20	63	3.2	0.15	9/20	45.00%	9/30	30.00%	18/24	75.00%	14	8	1.1	27	15	12	2	45			
BRADTKE, M.	1	2	2.0	0.08	1/1	100.00%	0/0	0/2	0.00%	0	0	0.0	0	0	2	0	3				
CHARISIS, C.	20	157	7.9	0.18	29/59	49.15%	27/66	40.91%	18/28	64.29%	28	10	1.9	28	13	20	1	69			
DE MIGUEL, I.	20	164	8.2	0.24	48/97	49.48%	0/1	0.00%	68/90	75.56%	68	48	5.8	19	15	22	8	71			
DJIKANOVIC, S.	1	1	1.0	0.02	0/0	0/0	1/1	100.00%	0	0	0.0	0	0	0	0	0	1				
EVANS, M.	17	257	15.1	0.32	72/166	43.37%	21/60	35.00%	50/73	68.49%	72	27	5.8	22	18	45	4	61			
GIANOUZAKOS, G.	19	69	3.6	0.13	16/29	55.17%	11/26	42.31%	4/4	100.00%	16	6	1.2	14	10	11	1	38			
JOHNSON, DM.	20	280	14.0	0.32	101/231	43.72%	0/6	0.00%	78/106	73.58%	86	50	6.8	15	24	28	8	63			
MANTZANAS, P.	2	0	0.0	0.02	0/0	0/0	0/1	0.00%	0/0	1	0	0.5	0	0	0	0	1				
MARKOVIC, N.	20	224	11.2	0.25	30/60	50.00%	36/91	39.56%	56/69	81.16%	37	5	2.1	23	17	29	3	63			
MILLER, K.	2	2	1.0	0.10	1/1	100.00%	0/0	0/2	0.00%	1	2	1.5	0	0	2	0	2				
MORALES, JA.	13	34	2.6	0.13	14/34	41.18%	0/0	6/11	54.55%	19	16	2.7	11	1	7	5	36				
MRSIC, V.	2	12	6.0	0.18	3/12	25.00%	0/3	0.00%	6/8	75.00%	2	0	1.0	1	0	0	0	1			
NIKAGBATSE, E.	7	29	4.1	0.11	4/25	16.00%	2/7	28.57%	15/20	75.00%	8	6	2.0	3	4	10	0	18			
PRINTEZIS, G.	3	0	0.0	0.02	0/0	0/0	0/0	0/0	1	0	0.3	0	0	0	0	0	1				
SAVRASENKO, A.	4	23	5.8	0.20	10/16	62.50%	0/0	3/7	42.86%	13	3	4.0	1	2	1	8	13				
TOMIC, M.	18	176	9.8	0.25	18/48	37.50%	34/83	40.96%	38/45	84.44%	26	3	1.6	36	11	24	0	42			
TOTAL	1493	74.65			356/799	44.56%	140/374	37.43%	361/490	73.67%	392	184	28.80	200	130	213	40	528			

Panathinaikos Athens																					
Games	Points	Av.	Av.Time	2 P	3 P	1 P	DR.	OR	Av.	As	St	TO	BI	PF							
ALVERTIS, F.	17	169	9.9	0.23	31/64	48.44%	24/55	43.64%	35/42	83.33%	22	5	1.6	6	13	16	0	54			
BALLOGIANNIS, G.	8	18	2.3	0.07	3/7	42.86%	2/7	28.57%	6/6	100.00%	7	0	0.9	5	2	4	0	9			
BUFORD, R.	16	148	9.3	0.20	51/100	51.00%	13/35	37.14%	7/8	87.50%	31	6	2.3	20	10	17	4	36			
FOTSI, A.	20	289	14.5	0.28	65/121	53.72%	35/75	46.67%	54/61	88.52%	74	39	5.7	22	25	38	12	50			
KALAITZIS, G.	19	84	4.4	0.14	19/38	50.00%	8/14	57.14%	22/27	81.48%	24	11	1.8	27	18	12	1	42			
KUTLUAY, I.	18	171	9.5	0.25	38/62	61.29%	19/64	29.69%	38/47	80.85%	37	7	2.4	13	14	30	0	49			
LAKOVIC, J.	19	179	9.4	0.23	33/65	50.77%	24/48	50.00%	41/46	89.13%	25	9	1.8	49	10	37	0	56			
MCDONALD, A.	18	190	10.6	0.30	53/92	57.61%	16/47	34.04%	36/47	76.60%	38	15	2.9	59	35	37	4	53			
MIDDLETON, D.	19	168	8.8	0.22	62/109	56.88%	0/0	44/66	66.67%	43	34	4.1	10	21	29	3	54				
PAPADOPOULOS, L.	19	77	4.1	0.11	28/44	63.64%	0/0	21/31	67.74%	33	19	2.7	7	8	20	3	40				
TSARTSARIS, K.	19	86	4.5	0.12	33/48	68.75%	2/6	33.33%	14/23	60.87%	26	15	2.2	7	5	14	5	41			
VIDALIS, C.	2	0	0.0	0.04	0/0	0/2	0.00%	0/0	1	0	0.5	1	0	0	0	0	2				
ZUZA, J.	5	6	1.2	0.04	3/8	37.50%	0/1	0.00%	0/0	2	1	0.6	1	1	4	0	4				
TOTAL	1585	79.25			419/758	55.28%	143/354	40.40%	318/404	78.71%	363	161	26.20	227	162	258	32	490			

Partizan Mobtel Belgrade																					
Games	Points	Av.	Av.Time	2 P	3 P	1 P	DR.	OR	Av.	As	St	TO	BI	PF							
AVDALOVIC, V.	14	21	1.5	0.07	5/15	33.33%	2/5	40.00%	5/10	50.00%	1	1	0.1	6	3	3	0	24			
CANAK, N.	14	101	7.2	0.23	29/66	43.94%	8/31	25.81%	19/29	65.52%	26	7	2.4	5	14	13	1	54			
HOUSE, F.	10	93	9.3	0.27	27/59	45.76%	4/21	19.05%	27/40	67.50%	17	14	3.1	16	30	24	1	39			
KECMAN, D.	14	141	10.1	0.27	36/63	57.14%	8/24	33.33%	45/54	83.33%	34	18	3.7	21	19	29	6	54			
KRSTIC, N.	10	128	12.8	0.30	45/92	48.91%	0/0	38/53	71.70%	38	24	6.2	9	12	12	6	41				
LEKIC, M.	1	0	0.0	0.02	0/0	0/0	0/0	0/0	0	0	0.0	0	0	0	0	0	0				
O'CONNOR, M.	10	41	4.1	0.14	15/38	39.47%	2/11	18.18%	5/9	55.56%	12	4	1.6	10	6	12	0	17			
OSTOJIC, D.	14	130	9.3	0.27	46/87	52.87%	0/0	38/59	64.41%	49	39	6.3	16	12	21	5	54				
PEROVIC, K.	12	22	1.8	0.10	8/18	44.44%	0/0	6/9	66.67%	13	9	1.8	2	1	4	3	26				
SAVOVIC, S.	3	5	1.7	0.08	1/2	50.00%	0/3	0.00%	3/4	75.00%	4	0	1.3	1	1	2	0	4			
SEKULIC, B.	14	66	4.7	0.18	23/42	54.76%	3/14	21.43%	11/25	44.00%	35	30	4.6	4	12	13	4	36			
TRIPKOVIC, U.	3	0	0.0	0.01	0/1	0.00%	0/0	0/0	0	0	0.0	0	0	0	0	0	1				
VUJANIC, M.	14	361	25.8	0.34	50/117	42.74%	42/103	40.78%	135/160	84.38%	19	7	1.9	45	15	39	0	43			
TOTAL	1109	79.21			285/600	47.50%	69/212	32.55%	332/452	73.45%	248	154	28.71	135	125	172	26	393			

Real Madrid CF																					
Games	Points	Av.	Av.Time	2 P	3 P	1 P	DR.	OR	Av.	As	St	TO	BI	PF							
ALSTON, D.	14	190	13.6	0.28	77/150	51.33%	0/1	0.00%	36/65	55.38%	51	29	5.7	15	13	33	12	43			
ANGULO, L.	14	116	8.3	0.23	22/48	45.83%	13/27	48.15%	33/42	78.57%	25	10	2.5	22	22	19	0	33			
DIGBEU, A.	14	102	7.3	0.20	7/19	36.84%	22/55	40.00%	22/29	75.86%	22	11	2.4	15	12	15	8	28			
HAWKINS, M.	6	33	5.5	0.22	4/12	33.33%	5/21	23.81%	10/11	90.91%	12	3	2.5	12	6	4	0	13			
HDEZ-SCA, E.	14	110	7.9	0.19	44/66	66.67%	1/3	33.33%	19/29	65.52%	48	21	4.9	4	9	20	21	38			
HERREROS, A.	12	111	9.3	0.23	20/40	50.00%	13/40	32.50%	32/40	80.00%	23	14	3.1	11	9	12	1	27			
LAMPE, M.	4	16	4.0	0.09	5/11	45.45%	0/4	0.00%	6/8	75.00%	5	6	2.8	0	0	1	0	4			
MENA, R.	2	2	1.0	0.11	1/4	25.00%	0/1	0.00%	0/0	0/0	0	0	0.0	0	1	0	0	1			
MULAOMEROVIC, D.	5	61	12.2	0.26	14/26	53.85%</															



		Games	Points	Av.	Av.Time	2 P	3 P	1 P	DR.	OR	Av.	As	St	TO	BI	PF		
ALLEN, J.	12	139	11.6	0:32	35/64	54.69%	9/37	24.32%	42/54	77.78%	38	8	3.8	42	15	19	1	15
ARZALLUS, A.	1	0	0.0	0:01	0/1	0.00%	0/0		0/0		0	1	1.0	0	0	0	0	0
BENNETT, E.	6	44	7.3	0:24	11/23	47.83%	5/21	23.81%	7/8	87.50%	4	4	1.3	44	6	14	0	9
BILBA, J.	1	4	4.0	0:10	2/2	100.0%	0/0		0/0		0	1	1.0	1	0	0	0	1
BUESA, J.	1	0	0.0	0:02	0/0	0.00%	0/0		0/0		0	0	0.0	0	0	0	0	0
CALDERON, JM.	17	127	7.5	0:21	30/58	51.72%	13/32	40.63%	28/32	87.50%	27	14	2.4	23	19	24	2	27
CORRALES, I.	2	5	2.5	0:22	2/6	33.33%	0/3	0.00%	1/1	100.0%	2	0	1.0	2	1	3	0	6
FOIREST, L.	15	153	10.2	0:26	23/58	39.66%	29/64	45.31%	20/27	74.07%	55	5	4.0	17	12	20	3	38
GADOU, T.	6	33	5.5	0:20	12/21	57.14%	0/2	0.00%	9/11	81.82%	10	4	2.3	5	6	13	3	19
GRIFFITH, R.	13	93	7.2	0:20	35/57	61.40%	0/0		23/37	62.16%	38	13	3.9	11	10	14	16	42
HERNANDEZ, E.	4	0	0.0	0:03	0/2	0.00%	0/0		0/0		0	0	0.0	1	0	1	0	2
LONG, A.	1	10	10.0	0:26	5/6	83.33%	0/0		0/0		2	1	3.0	2	1	1	1	2
MOTOLA, H.	7	106	15.1	0:30	29/51	56.86%	8/18	44.44%	24/31	77.42%	11	13	3.4	7	5	16	2	22
NOCIONI, A.	19	320	16.8	0:29	87/156	55.77%	31/71	43.66%	53/76	69.74%	113	31	7.6	25	15	52	19	59
PALLADINO, L.	17	137	8.1	0:26	13/44	29.55%	32/69	46.38%	15/22	68.18%	34	6	2.4	15	16	10	1	28
PHILLIPS, W.	4	33	8.3	0:15	10/13	76.92%	2/4	50.00%	7/10	70.00%	4	6	2.5	3	3	6	2	15
SCOLA, L.	16	242	15.1	0:24	100/183	54.64%	0/0		42/62	67.74%	51	29	5.0	20	15	36	5	54
SIMS, L.	6	48	8.0	0:19	17/31	54.84%	1/3	33.33%	11/19	57.89%	17	5	3.7	4	3	6	0	18
VIDAL, S.	17	96	5.6	0:20	29/53	54.72%	3/14	21.43%	29/38	76.32%	30	12	2.5	17	20	16	3	33
WOLKOWYSKY, R.	6	38	6.3	0:17	12/34	35.29%	3/5	60.00%	5/8	62.50%	11	7	3.0	3	4	7	1	13
TOTALS	1628	81.40			452/863	52.38%	136/343	39.65%	316/436	72.48%	447	160	30.35	242	151	258	159	403

		Games	Points	Av.	Av.Time	2 P	3 P	1 P	DR.	OR	Av.	As	St	TO	BI	PF		
ABI, M.	1	0	0.0	0:01	0/0	0.00%	0/0		0/0		0	0	0.0	0	0	0	0	0
AÇIK, T.	20	79	4.0	0:12	10/16	62.50%	8/29	27.59%	35/41	85.37%	13	3	0.8	15	12	8	1	31
BLAIR, J.	18	282	15.7	0:37	112/196	57.14%	1/1	100.0%	55/88	62.50%	113	61	9.7	23	24	31	17	39
BOOKER, M.	20	331	16.6	0:35	86/155	55.48%	29/76	38.16%	72/95	75.79%	57	12	3.5	80	25	43	0	64
ERDENAY, H.	19	201	10.6	0:20	27/63	42.86%	39/89	43.82%	30/41	73.17%	21	7	1.5	28	14	19	0	34
ERDOGAN, S.	20	131	6.6	0:17	22/49	44.90%	22/53	41.51%	21/28	75.00%	14	6	1.0	17	12	16	0	40
GOLJOVIC, M.	20	140	7.0	0:17	26/41	63.41%	23/53	43.40%	19/28	67.86%	39	11	2.5	12	6	16	1	54
GÖNLÜM, K.	16	39	2.4	0:08	16/33	48.48%	0/1	0.00%	7/12	58.33%	17	22	2.4	6	5	9	3	35
GÜLER, M.	1	13	13.0	0:22	2/2	100.0%	3/8	37.50%	0/0		0	0	0.0	1	1	2	1	3
PAÇULIA, Z.	14	62	4.4	0:10	21/45	46.67%	0/0		20/32	62.50%	19	21	2.9	4	7	10	1	20
PRASKEVICIUS, V.	20	213	10.7	0:28	50/102	49.02%	31/69	44.93%	20/32	62.50%	58	34	4.6	33	18	31	4	49
YILDIRIM, H.	20	104	5.2	0:23	27/42	64.29%	13/45	28.89%	11/21	52.38%	38	9	2.4	42	19	21	3	56
TOTALS	1595	79.75			399/744	53.63%	169/424	39.86%	290/418	69.38%	389	186	28.75	261	143	206	31	425

		Games	Points	Av.	Av.Time	2 P	3 P	1 P	DR.	OR	Av.	As	St	TO	BI	PF		
BULLOCK, L.	20	289	14.5	0:24	59/123	47.97%	39/86	45.35%	54/63	85.71%	24	14	1.9	44	21	41	1	36
CABEZAS, C.	19	88	4.6	0:18	24/51	47.06%	5/32	15.63%	25/31	80.65%	25	11	1.9	21	6	26	0	28
ESTELLER, R.	11	85	7.7	0:20	21/45	46.67%	7/29	24.14%	22/25	88.00%	19	14	3.0	13	3	14	2	22
GUROVIC, M.	16	203	12.7	0:24	27/55	49.09%	33/84	39.29%	50/61	81.97%	40	15	3.4	11	11	18	2	24
KORNEGAY, C.	20	126	6.3	0:21	49/92	53.26%	0/0		28/44	63.64%	62	33	4.8	15	8	28	27	49
OKULAJA, A.	19	185	9.7	0:25	57/121	47.11%	13/43	30.23%	32/50	64.00%	95	48	7.5	27	22	30	2	29
RISACHER, S.	20	179	9.0	0:19	41/87	47.13%	22/51	43.14%	31/40	77.50%	44	15	3.0	17	5	24	8	47
RODRIGUEZ, B.	16	94	5.9	0:19	16/37	43.24%	16/43	37.21%	14/20	70.00%	28	11	2.4	29	12	25	0	48
SONKO, M.	15	109	7.3	0:23	20/40	50.00%	13/26	50.00%	30/38	78.95%	20	8	1.9	25	12	23	1	41
VAZQUEZ, F.	15	36	2.4	0:07	13/23	56.52%	0/0		10/12	83.33%	12	10	1.5	0	5	7	6	20
WEIS, F.	15	52	3.5	0:15	24/34	70.59%	0/1	0.00%	4/12	33.33%	38	26	4.3	3	3	7	12	40
WOJCIK, A.	15	80	5.3	0:15	24/42	57.14%	4/14	28.57%	20/27	74.07%	23	10	2.2	4	7	12	5	32
ZIG, T.	2	8	4.0	0:13	1/3	33.33%	2/4	50.00%	0/0		2	0	1.0	0	1	1	0	5
TOTALS	1534	76.70			376/753	49.93%	154/413	37.29%	320/423	75.65%	432	215	32.35	209	116	256	66	421

		Games	Points	Av.	Av.Time	2 P	3 P	1 P	DR.	OR	Av.	As	St	TO	BI	PF		
BAZDARIC, M.	18	178	9.9	0:23	32/62	51.61%	26/72	36.11%	36/40	90.00%	29	6	1.9	24	27	22	1	47
BOISA, V.	20	170	8.5	0:21	40/86	46.51%	15/47	31.91%	45/62	72.58%	43	31	3.7	17	16	26	0	69
DRYDEN, R.	2	4	2.0	0:05	2/4	50.00%	0/0		0/0		2	1	1.5	0	0	2	1	2
DUJMOVIC, P.	20	146	7.3	0:23	29/59	49.15%	23/61	37.70%	19/24	79.17%	44	9	2.7	16	12	19	0	42
HUKIC, J.	20	192	9.6	0:20	33/69	47.83%	34/87	39.08%	24/32	75.00%	40	20	3.0	18	10	18	3	45
ILJEVSKI, V.	20	229	11.5	0:30	53/91	58.24%	32/84	38.10%	27/38	71.05%	30	6	1.8	49	28	28	4	52
JURAK, G.	20	218	10.9	0:21	73/150	48.67%	4/7	57.14%	60/104	57.69%	58	43	5.1	19	23	51	1	73
MODRIC, S.	17	54	3.2	0:14	20/37	54.05%	3/8	37.50%	5/9	55.56%	33	22	3.2	4	10	12	3	49
OZBOLT, S.	8	23	2.9	0:08	9/10	90.00%	1/4	25.00%	2/3	66.67%	2	3	0.6	12	3	1	2	5
POLJAK, J.	17	130	7.6	0:17	58/103	56.31%	0/5	0.00%	14/23	60.87%	36	27	3.7	9	7	18	6	42
SMIGIC, D.	1	0	0.0	0:06	0/0	0.00%	0/0		0/0		0	0	0.0	0	0	1	0	1
STELMAHERS, R.	20	172	8.6	0:24	39/75	52.00%	14/64	21.88%	52/63	82.54%	35	4	2.0	45	20	13	0	57
UDRIH, S.	3	4	1.3	0:04	1/1	100.0%	0/3	0.00%	2/2	100.00%	1	0	0.3	0	0	1	0	3
VARDA, R.	7	22	3.1	0:10	8/14	57.14%	1/5	20.00%	3/5	60.00%	13	5	2.6	1	2	9	1	10
ZAGORAC, Z.	7	8	1.1	0:04	3/4	75.00%	0/1	0.00%	2/6	33.33%	3	3	0.9	0	2	2	0	7
TOTALS	1550	77.50			400/765	52.29%	153/449	34.08%	291/411	70.80%	369	180	27.45	214	160	223	22	504

		Games	Points	Av.	Av.Time	2 P	3 P	1 P	DR.	OR	Av.	As	St	TO	BI	PF		
ANDERSEN, D.	8	70	8.8	0:24	27/65	41.54%	0/0	16/19	84.21%	27	11	4.8	5	4	11	7	14	
ATTRUIA, S.	5	25	5.0	0:11	6/7	85.71%	2/6	33.33%	7/8	87.50%	5	0	1.0	5	6	3	0	9
AVLEEV, R.	17	89	5.2	0:20	19/48	39.58%	7/19	36.84%	30/37	81.08%	58	21	4.6	13	15	25	7	33
BELINELLI, M.	8	45	5.6	0:16	12/25	48.00%	5/18	27.78%	6/9	66.67%	6	4	1.3	8	3	7	0	9
BELL, C.	11	148	13.5	0:28	40/74	54.05%	13/53	24.53%	29/40	72.50%	18	3	1.9	16	16	26	3	29
BRKIC, D.	12	56	4.7	0:16	6/15	40.00%	14/26	53.85%	2/5	40.00%	26	6	2.7	3	4	14	2	20
DIAL, D.	17	237	13.9	0:32	66/126	52.38%	24/72	33.33%	33/61	54.10%	60	25	5.0					



REGULAR SEASON MVP
Arvydas Sabonis,
Zalgiris Kaunas



« TOP 16 MVP
Arvydas Sabonis
Zalgiris Kaunas
» FINAL FOUR MVP
Anthony Parker
Maccabi Tel Aviv



EUROLEAGUE PLAYERS OF THE WEEK

WEEK 1	LYNN GREER	Idea Slask Wroclaw	WEEK 10	TANOKA BEARD	Zalgiris Kaunas
WEEK 2	ANDRES NOCIONI	Tau Cerámica Vitoria	WEEK 11	ROBERTO CHIACIG	Montepaschi Siena
WEEK 3	MACEO BASTON	Maccabi Tel Aviv	WEEK 12	TYUS EDNEY	Benetton Treviso
WEEK 4	MACEO BASTON	Maccabi Tel Aviv	WEEK 13	HORACE JENKINS	AEK Athens
WEEK 5	KEREM GONLUM	Ülker Istanbul	WEEK 14	SARUNAS JASIKEVICIUS	Maccabi Tel Aviv
WEEK 6	MARCUS BROWN	CSKA Moscow	WEEK 15	ARVYDAS SABONIS	Zalgiris Kaunas
WEEK 7	ARVIDAS MACIJASKAS	Tau Cerámica Vitoria	WEEK 16	FLORENT PIETRUS	EB Pau-Orthez
WEEK 8	LYNN GREER	Idea Slask Wroclaw		IBRAHIM KUTLUAY	Ülker Istanbul
WEEK 9	LYNN GREER	Idea Slask Wroclaw	WEEK 17	DZENAN RAHIMIC	Union Olimpija Ljubljana
	GREGOR FUCKA	FC Barcelona	WEEK 18	JAKA LAKOVIC	Panathinaikos Athens
	PANAGIOTIS LIADELIS	Olympiacos Piraeus	WEEK 19	ANDRES NOCIONI	Tau Cerámica Vitoria
			WEEK 20	SARUNAS JASIKEVICIUS	Maccabi Tel Aviv

All-Euroleague Team

ALL-EUROLEAGUE 1 ST TEAM	ALL-EUROLEAGUE 2 ND TEAM
SARUNAS JASIKEVICIUS	MILOS VUJANIC
MARCUS BROWN	LYNN GREER
DEJAN BODIROGA	DAVID VANTERPOOL
MIRSAĐ TURKCAN	ANDRES NOCIONI
ARVYDAS SABONIS	NIKOLA VUJCIC



FINAL FOUR

Semifinal 1

TEL AVIV • April 29, 2004

MONTEPASCHI SIENA • SKIPPER BOLOGNA

102-103 OT (20-23, 18-24, 24-17, 28-26)

■ **MONTEPASCHI:** Stefanov 14, Zukauskas 10, Vukcevic, Vanterpool 10, Galanda 2, Thornton 26, Andersen 17, Chia-cig, Kakiouzis 23. **DNP:** Vitali, Marino, Lechtaler. **Coach:** Recalcati.

■ **SKIPPER BOLOGNA:** Mottola 12, Basile 5, Mancinelli 6, Smodis 14, Pozzocco 10, Vujanic 12, Van den Spiegel 4, Lorbek 2, Guyton 11, Delfino 27. **DNP:** Belinelli, Prato. **Coach:** Repesa.

Referees: Brazauskas (Lit), Belosevic (Serbia & Montenegro), Koukoulkidis (Gre)

Semifinal 2

TEL AVIV • April 29, 2004

MACCABI TEL AVIV • CSKA MOSCOW

93-85 (18-27, 23-15, 21-13, 31-30)

■ **MACCABI TEL AVIV:** Baston 11, Sharp 1, Vujcic 14, Parker 27, Shelef 2, Burstein 5, Halperin 4, Jasikevicius 18, Thomas 2, Bluthenthal 9. **DNP:** Ben-chimol, Sundov. **Coach:** Gershon.

■ **CSKA MOSCOW:** Papaloukas 6, Brown 23, Panov, Yudin 2, Holden 16, Monya 10, Khryapa, Savrasenko, Turkcan 10, Alexander 12, Tarlac 6. **DNP:** Bashminov. **Coach:** Ivkovic.

Referees: Pitsilkas (Gre), Sudek (Slk), Mitjana (Spa)

Third Place Final

TEL AVIV • May 1, 2004

MONTEPASCHI SIENA • CSKA MOSCOW

94-97 (32-15, 24-25, 17-31, 21-26)

■ **MONTEPASCHI SIENA:** Stefanov 14, Zukauskas 4, Vitali, Vukcevic 11, Vanterpool 18, Galanda 9, Thornton 15, Andersen 6, Chia-cig, Kakiouzis 3. **DNP:** Marino, Lechtaler. **Coach:** Recalcati.

■ **CSKA MOSCOW:** Papaloukas 5, Brown 27, Panov, Yudin 6, Holden 6, Monya 8, Khryapa 11, Savrasenko 7, Turkcan 7, Alexander 11, Tarlac 9, Bashminov. **Coach:** Ivkovic.

Referees: Ramos (Spa), Pitsilkas (Gre), Dozai (Cro)

Final

TEL AVIV • May 1, 2004

MACCABI TEL AVIV • SKIPPER BOLOGNA

118-74 (31-13, 24-17, 25-21, 38-23)

■ **MACCABI TEL AVIV:** Ben-Chimol 2, Baston 9, Sharp 9, Vujcic 9, Parker 21, Shelef 2, Burstein 17, Halperin 7, Jasikevicius 18, Sundov 4, Thomas, Bluthenthal 20. **Coach:** Gershon.

■ **SKIPPER BOLOGNA:** Mottola 7, Basile 10, Mancinelli 3, Smodis 2, Pozzocco 10, Vujanic 21, Van den Spiegel 3, Lorbek 7, Guyton, Delfino 6, Belinelli 3, Prato 2. **Coach:** Repesa.

Referees: Brazauskas (Lit), Koukoulkidis (Gre), Belosevic (Serbia & Montenegro)

REGULAR SEASON

RESULTS

GROUP A		GROUP B		GROUP C	
WEEK 1-8		WEEK 1-8		WEEK 1-8	
Olimpija-Partizan	69-67, 67-77	Zalgiris-Panathinaikos	80-74, 80-91	Asvel-Alba	91-89, 73-80
Ulker-AEK	75-69, 82-83	Skipper-KrKa	97-86, 66-58	Idea Slask-Olympiacos	82-80, 92-98
Roma-Barcelona	59-61, 65-86	Maccabi-Unicaja	88-73, 75-87	Pamesa-Benetton	89-64, 72-90
Cibona-Pau Orthez	72-71, 89-105	CSKA-Montepaschi	84-71, 73-79	Tau-Efes Pilsen	83-87, 65-74
WEEK 2-9		WEEK 2-9		WEEK 2-9	
Pau Orthez-Olimpija	89-91, 78-84	Montepaschi-Zalgiris	64-56, 75-73	Efes Pilsen-Asvel	69-44, 73-67
Barcelona-Cibona	77-60, 68-74	Unicaja-CSKA	62-65, 84-91	Benetton-Tau	92-99, 81-88
AEK-Roma	79-77, 73-70	KrKa-Maccabi	81-85, 58-98	Olympiacos-Pamesa	69-77, 90-78
Partizan-Ulker	77-68, 73-81	Panathinaikos-Skipper	75-64, 118-114	Alba-Idea Slask	53-67, 80-92
WEEK 3-10		WEEK 3-10		WEEK 3-10	
Olimpija-Ulker	82-91, 63-68	Zalgiris-Skipper	87-77, 107-117	Asvel-Idea Slask	65-77, 75-84
Roma-Partizan	63-77, 81-73	Maccabi-Panathinaikos	97-75, 84-91	Pamesa-Alba	87-72, 93-80
Cibona-AEK	85-80, 75-73	CSKA-KrKa	89-35, 89-62	Tau-Olympiacos	92-77, 72-81
Pau Orthez-Barcelona	79-83, 69-81	Montepaschi-Unicaja	80-71, 63-75	Efes Pilsen-Benetton	78-89, 79-66
WEEK 4-11		WEEK 4-11		WEEK 4-11	
Olimpija-Barcelona	63-69, 72-92	Unicaja-Zalgiris	72-74, 81-89	Benetton-Asvel	80-59, 87-74
AEK-Pau Orthez	71-83, 78-68	KrKa-Montepaschi	86-74, 55-82	Olympiacos-Efes Pilsen	57-69, 52-61
Partizan-Cibona	93-81, 69-92	Panathinaikos-CSKA	58-69, 68-75	Alba-Tau	85-89, 81-94
Ulker-Roma	67-63, 69-53	Skipper-Maccabi	104-111, 99-89	Idea Slask-Pamesa	85-88, 73-102
WEEK 5-12		WEEK 5-12		WEEK 5-12	
Roma-Olimpija	80-79, 68-87	Zalgiris-Maccabi	87-91, 83-92	Asvel-Pamesa	86-66, 64-80
Cibona-Ulker	94-83, 70-76	CSKA-Skipper	70-71, 78-71	Tau-Idea Slask	95-75, 88-87
Pau Orthez-Partizan	81-78, 77-75	Montepaschi-Panath.	86-74, 76-80	Efes Pilsen-Alba	79-68, 61-77
Barcelona-AEK	79-62, 70-64	Unicaja-KrKa	87-77, 77-78	Benetton-Olympiacos	80-75, 102-89
WEEK 6-13		WEEK 6-13		WEEK 6-13	
Olimpija-AEK	78-77, 87-91	Zalgiris-KrKa	98-75, 72-65	Asvel-Olympiacos	77-92, 61-82
Partizan-Barcelona	61-57, 91-95	Panathinaikos-Unicaja	91-67, 78-83	Alba-Benetton	70-86, 65-91
Ulker-Pau Orthez	62-78, 83-77	Skipper-Montepaschi	95-86, 69-76	Idea Slask-Efes Pilsen	76-69, 92-95
Roma-Cibona	80-72, 55-82	Maccabi-CSKA	84-87, 83-80	Pamesa-Tau	84-71, 67-73
WEEK 7-14		WEEK 7-14		WEEK 7-14	
Cibona-Olimpija	95-86, 81-85	CSKA-Zalgiris	90-81, 78-75	Tau-Asvel	92-76, 82-70
Pau Orthez-Roma	106-110, 80-73	Montepaschi-Maccabi	85-89, 86-88	Efes Pilsen-Pamesa	69-59, 103-107
Barcelona-Ulker	92-57, 76-61	Unicaja-Skipper	72-80, 60-82	Benetton-Idea Slask	98-56, 77-72
AEK-Partizan	95-92, 71-78	KrKa-Panathinaikos	64-74, 67-101	Olympiacos-Alba	96-95, 71-70

STANDINGS

GROUP A	TG	W	L	P+	P-	GROUP B	TG	W	L	P+	P-	GROUP C	TG	W	L	P+	P-
1 Barcelona	14	12	2	1086	937	1 CSKA	14	11	3	1118	984	1 Efes Pilsen	14	10	4	1066	1002
2 Cibona	14	8	6	1122	1101	2 Maccabi	14	11	3	1261	1169	2 Benetton	14	10	4	1185	1067
3 Ulker	14	8	6	1023	1050	3 Skipper	14	8	6	1206	1173	3 Pamesa	14	9	5	1149	1089
4 Olimpija	14	6	8	1093	1123	4 Montepaschi	14	7	7	1083	1068	4 Tau	14	9	5	1183	1127
5 Pau Orthez	14	6	8	1141	1130	5 Panathin.	14	7	7	1141	1113	5 Olympiacos	14	7	7	1109	1108
6 AEK	14	6	8	1066	1099	6 Zalgiris	14	6	8	1142	1142	6 Idea Slask	14	6	8	1110	1163
7 Partizan	14	6	8	1081	1078	7 Unicaja	14	4	10	1051	1111	7 Alba	14	3	11	1075	1170
8 Roma	14	4	10	997	1091	8 KrKa	14	2	12	947	1189	8 Asvel	14	2	12	982	1133



REGULAR SEASON

STATS LEADERS

RANKING MVP

P	Player	Team	G.P.	TOT.	Av.
1	SABONIS, A.	Zalgiris	12	317	26.41
2	GREER, L. T.	Idea Slask	14	340	24.28
3	MACIJAUSKAS, A.	TAU	14	320	22.85

POINTS

P	Player	Team	G.P.	TOT.	Av.
1	GREER, L. T.	Idea Slask	14	351	25.07
2	MACIJAUSKAS, A.	TAU	14	301	21.50
3	JENKINS, H.	AEK	12	241	20.08

REBOUNDS

P	Player	Team	G.P.	DEF.	OFF.	TOT.	Av.
1	SABONIS, A.	Zalgiris	12	96	28	124	10.33
2	BLAIR, J.	Ulker	11	83	28	111	10.09
3	TURKCAN, M.	CSKA	13	90	39	129	9.92

ASSISTS

P	Player	Team	G.P.	TOT.	Av.
1	COTA, E.	Zalgiris	14	79	5.64
2	POZZECCO, G.	Skipper	14	77	5.50
3	GREER, L. T.	Idea Slask	14	77	5.50

BLOCKS

P	Player	Team	G.P.	TOT.	Av.
1	SABONIS, A.	Zalgiris	12	22	1.83
2	GULYAS, R.	ASVEL	10	13	1.30
3	BASTON, M.	Maccabi	14	18	1.28

STEALS

P	Player	Team	G.P.	TOT.	Av.
1	HOUSE, F.	Partizan	13	44	3.38
2	BULLERI, M.	Benetton	9	22	2.44
3	PENN, J.	Cibona	13	30	2.30

2 PTS. SHOOTING

P	Player	Team	G.P.	ATTE.	MADE.
1	PARAISO, J. A.	Pamesa	14	31	24 77.41
2	FRIGOUT, D.	ASVEL	13	41	29 70.73
3	THOMAS, D.	Maccabi	14	65	43 66.15

3 PTS. SHOOTING

P	Player	Team	G.P.	ATTE.	MADE.
1	MRAZEK, H.	ASVEL	14	44	25 56.81
2	STEFANOV, V.	Montepaschi	12	43	24 55.81
3	DROZDOV, A.	Pau-Orthez	14	30	16 53.33

1 PT. SHOOTING

P	Player	Team	G.P.	ATTE.	MADE.
1	BAZDARIC, M.	Olimpija	14	48	44 91.66
2	EDNEY, T.	Benetton	12	44	40 90.90
3	MACIJAUSKAS, A.	TAU	14	105	95 90.47

RECEIVED FOULS

P	Player	Team	G.P.	TOT.	Av.
1	GREER, L.	Idea Slask	14	100	7.14
2	MACIJAUSKAS, A.	TAU	14	96	6.85
3	OSTOJIC, D.	Partizan	14	91	6.50

FOULS

P	Player	Team	G.P.	TOT.	Av.
1	BOISA, V.	Olimpija	14	58	4.14
2	JURAK, G.	Olympiacos	14	57	4.07
3	HOUSE, F.	Partizan	13	51	3.92

TOP 16

RESULTS

GROUP D	GROUP E	GROUP F	GROUP G
WEEK 1	WEEK 1	WEEK 1	WEEK 1
CSKA-Olympiacos 80-66	Skipper-Olimpija 84-76	Montep.-Barcelona 68-73	Ulker-Zalgiris 73-85
Cibona-Tau 72-78	Pau Orthez-Efes P. 57-77	Panath.-Benetton 82-75	Pamesa-Maccabi 74-89
WEEK 2	WEEK 2	WEEK 2	WEEK 2
Olympiacos-Tau 83-85	Olimpija-Efes Pilsen 68-57	Barcelona-Benetton 67-77	Zalgiris-Maccabi 78-70
CSKA-Cibona 68-61	Skipper-Pau Orthez 87-81	Montep.-Panath. 86-67	Ulker-Pamesa 77-81
WEEK 3	WEEK 3	WEEK 3	WEEK 3
Cibona-Olympiacos 62-68	Pau Orthez-Olimpija 83-77	Panath.-Barcelona 66-84	Pamesa-Zalgiris 85-76
Tau-CSKA 77-80	Efes Pilsen-Skipper 72-70	Benetton-Montep. 95-92	Maccabi-Ulker 90-76
WEEK 4	WEEK 4	WEEK 4	WEEK 4
Olympiacos-CSKA 69-93	Olimpija-Skipper 73-86	Barcelona-Montep. 85-86	Zalgiris-Ulker 95-72
Tau-Cibona 95-76	Efes Pilsen-Pau O. 78-61	Benetton-Panath. 111-101	Maccabi-Pamesa 20-0
WEEK 5	WEEK 5	WEEK 5	WEEK 5
Olympiacos-Cibona 68-70	Olimpija-Pau Orthez 86-90	Barcelona-Panath. 64-67	Zalgiris-Pamesa 87-100
CSKA-Tau 84-82	Skipper-Efes Pilsen 76-75	Montep.-Benetton 80-64	Ulker-Maccabi 79-76
WEEK 6	WEEK 6	WEEK 6	WEEK 6
Tau-Olympiacos 87-82	Efes Pilsen-Olimpija 68-58	Benetton-Barcelona 88-72	Maccabi-Zalgiris 107-99
Cibona-CSKA 81-72	Pau Orthez-Skipper 80-81	Panath.-Montep. 77-86	Pamesa-Ulker 78-72

STANDINGS

GROUP G	TG	W	L	P+	P-
1 CSKA	6	5	1	477	436
2 TAU	6	4	2	504	477
3 Cibona	6	2	4	422	449
4 Olympiacos	6	1	5	436	477

GROUP E	TG	W	L	P+	P-
1 Skipper	6	5	1	484	457
2 Efes Pilsen	6	4	2	427	390
3 Pau-Orthez	6	2	4	452	486
4 Olimpija	6	1	5	438	468

GROUP F	TG	W	L	P+	P-
1 Montepaschi	6	4	2	498	461
2 Benetton	6	4	2	510	494
3 Barcelona	6	2	4	445	452
4 Panath.	6	2	4	460	506

GROUP G	TG	W	L	P+	P-
1 Maccabi	6	4	2	452	406
2 Pamesa	6	4	2	418	421
3 Zalgiris	6	3	3	520	507
4 Ulker	6	1	5	449	505

STATS LEADERS

POINTS				
P	Player	Team	G.P.	TOT. Av.
1	NAVARRO, J. C.	Barcelona	6	112 18.66
2	EVANS, M.	Benetton	6	111 18.50
3	LIADELIS, P.	Olympiacos	6	109 18.16

REBOUNDS							
P	Player	Team	G.P.	DEF.	OFF.	TOT.	Av.
1	TURKCAN, M.	CSKA	5	39	25	64	12.80
2	TOMASEVIC, D.	Pamesa	5	36	24	60	12.00
3	SABONIS, A.	Zalgiris	6	54	15	69	11.50

ASSISTS				
P	Player	Team	G.P.	TOT. Av.
1	BROWN, M.	CSKA	5	32 6.40
2	COTA, E.	Zalgiris	6	34 5.66
3	TUNCERI, K.	Efes Pilsen	6	28 4.66

BLOCKS				
P	Player	Team	G.P.	TOT. Av.
1	FEMERLING, P.	Barcelona	6	8 1.33
2	DAVID, K.	TAU	6	8 1.33
3	BASTON, M.	Maccabi	6	8 1.33

STEALS				
P	Player	Team	G.P.	TOT. Av.
1	VANTERPOOL, D.	Montepaschi	6	24 4.00
2	TOMASEVIC, D.	Pamesa	5	12 2.40
3	RIGAUDEAU, A.	Pamesa	5	11 2.20



Adecco Asvel Villeurbanne		Games	Points	Av.	Av.Time	2 P	3 P	1 P	DR.	OR	Av.	As	St	TO	BI	PF
AKA, J	1	0	0,0	0:02	0/1	0,00%	0/0	0/0	2	0	2,0	0	0	1	0	2
ALJEVAS, R	6	19	3,2	0:07	7/14	50,00%	1/5	20,00%	2/7	28,57%	1	4	0,8	5	4	2
DIJUMASSI, M	12	84	7,0	0:22	18/41	43,90%	11/36	30,56%	15/23	65,22%	22	4	2,2	27	10	22
FRIGOUT, D	13	68	5,2	0:17	29/41	70,73%	0/0	0/0	10/21	47,62%	32	18	3,8	3	3	17
GIFFA, S	14	120	8,6	0:24	24/66	36,36%	13/31	41,94%	33/41	80,49%	41	22	4,5	22	4	25
GULYAS, R	9	140	15,6	0:29	57/92	61,96%	2/5	40,00%	20/27	74,07%	38	19	6,3	9	5	11
HOOD, D	10	67	6,7	0:21	28/69	40,58%	0/3	0,00%	11/19	57,89%	37	23	6,0	12	9	21
MRAZEK, H	14	90	6,4	0:24	6/15	40,00%	25/44	56,82%	3/4	75,00%	18	3	1,5	18	17	21
OWENS, A	8	77	9,6	0:28	24/56	42,86%	5/18	27,78%	14/19	73,68%	26	5	3,9	27	12	20
ROGERS, S	7	76	10,9	0:31	17/46	36,96%	11/34	32,35%	9/12	75,00%	16	5	3,0	28	12	8
SOUCHU, K	14	151	10,8	0:26	42/75	56,00%	17/63	26,98%	16/26	61,54%	28	8	2,6	13	9	17
SY, M	1	0	0,0	0:00	0/0	0/0	0/0	0/0	1	0	1,0	0	0	0	0	0
TAYLOR, M	5	24	4,8	0:13	8/28	28,57%	2/8	25,00%	2/3	66,67%	2	6	1,6	8	1	3
TOURE, H	14	66	4,7	0:14	17/35	48,57%	10/30	33,33%	2/5	40,00%	16	9	1,8	11	11	18
982	49,10	277/579	47,84%	97/277	35,02%	137/207	66,18%	280	126	20,30	183	97	186	33	305	

AEK Athens		Games	Points	Av.	Av.Time	2 P	3 P	1 P	DR.	OR	Av.	As	St	TO	BI	PF
ANTIK, P	3	7	2,3	0:07	2/5	40,00%	1/4	25,00%	0/2	0,00%	3	2	1,7	0	1	2
BOUROUSIS, I	12	21	1,8	0:07	9/18	50,00%	0/0	0/0	3/7	42,86%	17	9	2,2	3	4	2
CHATZIS, N	13	157	12,1	0:25	32/60	53,33%	19/53	35,85%	36/44	81,82%	16	6	1,7	29	12	19
GLYNIADAKIS, A	14	61	4,4	0:13	18/31	58,06%	0/0	0/0	25/26	96,15%	28	13	2,9	2	5	14
HILL, K	2	9	4,5	0:14	2/3	66,67%	1/4	25,00%	2/4	50,00%	2	0	1,0	4	1	2
JENKINS, H	12	241	20,1	0:33	58/93	62,37%	24/71	33,80%	53/65	81,54%	18	4	1,8	40	22	37
LOLLIS, Q	12	151	12,6	0:31	49/80	61,25%	7/20	35,00%	32/58	55,17%	81	36	9,8	17	10	28
MACKOUNIS, S	4	2	0,5	0:04	1/2	50,00%	0/2	0,00%	0/0	0,00%	0	0	0,0	1	0	1
MISIAKOS, D	6	5	0,8	0:07	2/4	50,00%	0/2	0,00%	1/2	50,00%	0	1	0,2	2	1	2
NIKOLAIDIS, S	14	35	2,5	0:10	4/18	22,22%	4/16	25,00%	15/19	78,95%	9	2	0,8	13	12	17
PAPAIIOAKEIM, P	13	72	5,5	0:13	30/48	62,50%	0/0	0/0	12/20	60,00%	25	15	3,1	8	4	5
SEKULIC, B	13	60	4,6	0:14	21/37	56,76%	3/6	50,00%	9/20	45,00%	18	11	2,2	3	3	8
TAPOUTOS, C	13	106	8,2	0:25	32/75	42,67%	8/23	34,78%	18/22	81,82%	32	6	2,9	20	3	24
TSIARAS, G	6	18	3,0	0:10	5/8	62,50%	1/4	25,00%	5/6	83,33%	11	2	2,2	1	4	2
ZISIS, NIKOLAOS	14	121	8,6	0:26	30/66	45,45%	14/44	31,82%	19/30	63,33%	26	10	2,6	29	11	8
1066	53,30	295/548	53,83%	82/249	32,93%	230/325	70,77%	286	117	20,15	172	93	171	28	380	

Alba Berlin		Games	Points	Av.	Av.Time	2 P	3 P	1 P	DR.	OR	Av.	As	St	TO	BI	PF
BEST, J	14	154	11,0	0:32	36/65	55,38%	21/54	38,89%	19/21	90,48%	41	18	4,2	24	18	23
COLLINS, D	14	233	16,6	0:33	64/120	53,33%	14/47	29,79%	63/81	77,78%	43	16	4,2	35	18	41
DEMIREL, M	7	41	5,9	0:12	8/14	57,14%	6/13	46,15%	7/12	58,33%	6	1	1,0	6	2	9
EVANS, C	8	35	4,4	0:16	11/17	64,71%	2/10	20,00%	7/7	100,00%	6	2	1,0	11	6	14
GARRIS, S	12	48	4,0	0:20	9/26	34,62%	9/36	25,00%	3/8	37,50%	21	9	2,5	9	5	17
LEUTLOFF, S	3	4	1,3	0:06	2/3	66,67%	0/0	0/0	0/0	0,00%	0	0	0,0	0	0	4
ÖZTÜRK, T	11	25	2,3	0:06	8/15	53,33%	1/1	100,00%	6/8	75,00%	8	3	1,0	0	2	3
PESIC, M	11	79	7,2	0:28	13/30	43,33%	14/42	33,33%	11/15	73,33%	15	2	1,5	26	9	20
STANOJEVIC, J	14	194	13,9	0:31	81/132	61,36%	0/0	0/0	32/48	66,67%	51	32	5,9	20	14	42
STERGIOU, V	12	194	16,2	0:33	47/84	55,95%	23/49	46,94%	31/46	67,39%	53	14	5,6	32	22	30
SZEWCZYK, S	12	62	5,2	0:14	19/35	54,29%	4/20	20,00%	12/19	63,16%	23	13	3,0	3	2	10
VERGINELLA, M	2	6	3,0	0:09	2/2	100,00%	0/3	0,00%	2/2	100,00%	2	1	1,5	1	1	2
1075	53,75	300/543	55,25%	94/275	34,18%	193/267	72,28%	269	111	19,00	167	99	211	16	317	

Benetton Basket Treviso		Games	Points	Av.	Av.Time	2 P	3 P	1 P	DR.	OR	Av.	As	St	TO	BI	PF
BARGNANI, A	8	19	2,4	0:08	5/6	83,33%	1/5	20,00%	6/8	75,00%	8	4	1,5	0	2	5
BULLERI, M	13	126	9,7	0:22	26/46	56,52%	16/45	35,56%	26/35	74,29%	17	8	1,9	27	27	30
CORRADINI, F	1	0	0,0	0:02	0/0	0/0	0/0	0/0	0/0	0,00%	0	0	0,0	0	0	0
CUCCAROLO, G	1	0	0,0	0:01	0/0	0/0	0/0	0/0	0/0	0,00%	0	0	0,0	0	0	0
D'INCA, A	1	0	0,0	0:01	0/0	0/0	0/0	0/0	0/0	0,00%	0	0	0,0	0	0	0
EDNEY, T	18	274	15,2	0:30	80/161	49,69%	17/51	33,33%	63/75	84,00%	30	5	1,9	82	23	39
EVANS, M	20	348	17,4	0:31	94/152	61,84%	34/92	36,96%	58/78	74,36%	52	22	3,7	22	21	32
GARBAJOSA, J	18	248	13,8	0:28	69/120	57,50%	25/61	40,98%	35/49	71,43%	78	26	5,8	19	31	25
GIOVANNONI, G	19	133	7,0	0:19	27/50	54,00%	20/46	43,48%	19/22	86,36%	43	8	2,7	23	24	16
IDES, M	8	10	1,3	0:06	4/7	57,14%	0/0	0/0	2/4	50,00%	8	5	1,6	1	1	5
JACKSON, G	2	32	16,0	0:35	11/15	73,33%	1/2	50,00%	7/9	77,78%	3	1	2,0	12	6	4
MARCONATO, D	19	198	10,4	0:25	72/118	61,02%	0/0	0/0	54/69	78,26%	103	47	7,9	14	15	20
MARKOSHVILI, M	6	11	1,8	0:07	0/3	0,00%	3/7	42,86%	2/2	100,00%	3	1	0,7	3	1	3
NICOLA, M	18	140	7,8	0:18	19/24	79,17%	27/72	37,50%	21/30	70,00%	43	4	2,6	35	19	23
PITTIS, R	19	85	4,5	0:22	33/58	56,90%	1/6	16,67%	16/41	39,02%	37	8	2,4	71	30	1
PODESTA, S	2	0	0,0	0:04	0/2	0,00%	0/0	0/0	0/0	0,00%	0	0	0,0	0	0	1
SLOKAR, U	15	69	4,6	0:13	17/33	51,52%	5/14	35,71%	20/29	68,97%	23	10	2,2	6	11	5
1693	84,65	457/795	57,48%	150/401	37,41%	329/451	72,95%	448	149	29,85	316	211	242	61	405	

Cibona Vip Zagreb		Games	Points	Av.	Av.Time	2 P	3 P	1 P	DR.	OR	Av.	As	St	TO	BI	PF
GOLEMAC, J	20	207	10,4	0:25	57/111	51,35%	14/39	35,90%	51/79	64,56%	68	31	5,0	51	14	48
KRASIC, B	18	114	6,3	0:15	23/47	48,94%	18/38	47,37%	14/17	82,35%	22	13	1,9	5	8	11
KUS, D	20	109	5,5	0:19	21/47	44,68%	10/29	34,48%	37/49	75,51%	21	4	1,3	39	11	23
MAMIC, M	7	43	6,1	0:22	7/12	58,33%	6/15	40,00%	11/14	78,57%	29	9	5,4	7	9	7
MANCE, M	19	104	5,5	0:16	35/61	57,38%	7/21	33,33%	13/19	68,42%	32	10	2,2	18	10	0
OMERHODZIC, D	1	2	2,0	0:02	1/1	100,00%	0/1	0,00%	0/0	0,00%	1	0	1,0	0	0	0
PENN, J	13	180	13,8	0:30	41/84	48,81%	14/33	42,42%	56/65	86,15%	32	5	2,8	44	30	0
POLJAK, J	20	88	4,4	0:15	32/70	45,71%	0/1	0,00%	24/39	61,54%	66	24	4,5	4	11	22
POPOVIC, M	5	49	9,8	0:30	11/25	44,00%	5/21	23,81%	12/16	75,00%	14	4	3,6	13	9	16
RIMAC, S	16	235	14,7	0:27	51/102	50,00%	29/55	52,73%	46/57	80,70%	40	8	3,0	33	7	36
SESAR, J	15	80	5,3	0:16	14/19	73,68%	14/46	30,43%	10/18	55,56%	19	4	1,5	17	8	18
STIMAC, A	13	34	2,6	0:12	6/10	60,00%	5/24	20,83%	7/10	70,00%	12	6	1,4	3	7	6
UGRINOSKI, A	2	0	0,0	0:01	0/0	0/0	0/2	0,00%	0/0	0,00%	0	0	0,0	3	1	0
VFRANKOVIC, J	11	89	8,1	0:22	19/32	59,38%	15/30	50,00%	6/11	54						



EFES Pilsen Istanbul		Games	Points	Av.	Av.Time	2 P	3 P	1 P	DR.	OR	Av.	As	St	TO	BI	PF		
ARSLAN, E	20	158	7,9	0:24	14/46	30,43%	32/93	34,41%	34/49	69,39%	24	2	1,3	75	29	35	0	43
GRANGER, A	20	314	15,7	0:34	61/111	54,95%	51/126	40,48%	39/51	76,47%	57	24	4,1	31	24	25	8	46
KUQO, E	20	177	8,9	0:19	78/146	53,42%	0/2	0,00%	21/32	65,63%	49	36	4,3	12	14	28	2	74
LANGDON, T	20	285	14,3	0:33	60/116	51,72%	36/92	39,13%	57/66	86,36%	53	7	3,0	32	30	37	4	57
NIKOLIC, G	19	153	8,1	0:22	68/115	59,13%	0/2	0,00%	17/27	62,96%	83	35	6,2	20	14	18	12	36
ONAN, Ö	11	35	3,2	0:08	4/11	36,36%	7/14	50,00%	6/12	50,00%	4	2	0,5	1	2	9	0	12
PASTAL, V	1	0	0,0	0:00	0/0		0/0		0	0	0,0	0	0	0	0	0	0	0
PEKER, K	18	170	9,4	0:19	62/113	54,87%	0/0		46/76	60,53%	73	33	5,9	6	16	30	8	48
PRKACIN, N	16	125	7,8	0:20	47/90	52,22%	0/1	0,00%	31/46	67,39%	43	24	4,2	24	16	28	6	54
SAYGIN, S	1	0	0,0	0:01	0/0		0/0		0	0	0,0	0	0	0	0	0	0	0
TUNÇERİ, K	11	43	3,9	0:22	9/15	60,00%	6/28	21,43%	7/11	63,64%	29	2	2,8	42	6	21	0	16
YILMAZ, A	20	33	1,7	0:17	4/10	40,00%	6/30	20,00%	7/10	70,00%	26	9	1,8	30	21	12	2	43
	1493		74,65		407/773	52,65%	138/388	35,57%	265/380	69,74%	441	174	30,75	273	172	243	42	429

ELAN Bearnais Pau-Orthez		Games	Points	Av.	Av.Time	2 P	3 P	1 P	DR.	OR	Av.	As	St	TO	BI	PF		
ARCHIBONG, A	13	42	3,2	0:11	13/27	48,15%	4/9	44,44%	4/8	50,00%	17	8	1,9	2	5	10	3	22
DARRIGAND, G	6	8	1,3	0:06	1/2	50,00%	2/2	100,00%	0/0		1	0	0,2	1	1	7	0	8
DROZDOV, A	20	155	7,8	0:22	38/72	52,78%	21/47	44,68%	16/30	53,33%	39	20	3,0	28	10	22	8	33
DUBOS, F	11	67	6,1	0:14	22/34	64,71%	3/15	20,00%	14/19	73,68%	20	7	2,5	7	0	8	2	27
ERDMANN, N	12	89	7,4	0:23	15/41	36,59%	16/44	36,36%	11/13	84,62%	26	6	2,7	22	18	18	2	36
FAUTHOUX, F	20	119	6,0	0:18	6/15	40,00%	26/52	50,00%	29/33	87,88%	22	4	1,3	48	9	22	0	47
FOIREST, L	20	297	14,9	0:29	50/109	45,87%	49/108	45,37%	50/58	86,21%	54	7	3,1	24	29	38	3	65
JULIAN, C	18	161	8,9	0:20	61/119	51,26%	0/0		39/51	76,47%	51	34	4,7	9	13	22	9	53
LUKOVSKI, D	19	248	13,1	0:29	37/89	41,57%	20/54	37,04%	114/133	85,71%	34	9	2,3	84	23	48	3	39
PETRO, J	7	15	2,1	0:06	7/15	46,67%	0/1	0,00%	1/2	50,00%	6	3	1,3	0	3	1	1	12
PIETRUS, F	19	195	10,3	0:28	60/114	52,63%	9/18	50,00%	48/66	72,73%	65	43	5,7	24	22	40	17	62
RENAUD, M	1	0	0,0	0:00	0/0		0/0		0	0	0,0	0	0	0	0	0	0	0
SASSER, J	3	6	2,0	0:06	1/5	20,00%	1/2	50,00%	1/2	50,00%	2	2	1,3	2	0	0	0	1
SKELIN, M	20	191	9,6	0:23	57/111	51,35%	0/0		77/124	62,10%	68	41	5,5	19	3	36	8	34
	1593		79,65		368/753	48,87%	151/352	42,90%	404/539	74,95%	405	184	29,45	270	136	272	56	439

FC Barcelona		Games	Points	Av.	Av.Time	2 P	3 P	1 P	DR.	OR	Av.	As	St	TO	BI	PF		
BODIROGA, D	17	252	14,8	0:32	82/144	56,94%	5/16	31,25%	73/93	78,49%	62	14	4,5	40	17	42	1	35
BRAVO, C	1	0	0,0	0:01	0/1	0,00%	0/0		0/0		0	0	0,0	0	0	0	0	1
DE LA FUENTE, R	20	123	6,2	0:24	35/65	53,85%	14/39	35,90%	11/13	84,62%	53	12	3,3	25	17	17	3	42
DREJER, C	4	16	4,0	0:10	3/9	33,33%	3/6	50,00%	1/2	50,00%	2	4	1,5	2	1	3	0	9
DUEÑAS, R	15	123	8,2	0:21	54/95	56,84%	0/0		15/22	68,18%	61	37	6,5	14	5	25	7	40
FEMERLING, P	20	150	7,5	0:22	48/82	58,54%	0/0		54/69	78,26%	57	32	4,5	16	12	29	21	47
FUCKA, G	12	127	10,6	0:25	51/87	58,62%	1/6	16,67%	22/38	57,89%	38	19	4,8	12	13	15	11	32
GASOL, M	9	13	1,4	0:04	4/10	40,00%	0/0		5/8	62,50%	1	4	0,6	0	0	3	2	4
GRIMAU, R	9	60	6,7	0:18	17/20	85,00%	3/15	20,00%	17/18	94,44%	14	5	2,1	10	13	13	1	17
ILIEVSKI, V	20	198	9,9	0:27	30/72	41,67%	33/76	43,42%	39/51	76,47%	24	6	1,5	47	25	33	0	49
NAVARRO, JC	20	274	13,7	0:25	50/89	56,18%	37/87	42,53%	63/78	80,77%	29	1	1,5	30	22	36	1	44
RODRIGUEZ, I	16	44	2,8	0:13	8/17	47,06%	6/23	26,09%	10/14	71,43%	19	2	1,3	26	14	12	1	13
SADA, V	4	12	3,0	0:09	5/8	62,50%	0/1	0,00%	2/2	100,00%	6	0	1,5	3	2	3	0	3
VAREJAO, A	18	139	7,7	0:21	49/81	60,49%	3/16	18,75%	32/55	58,18%	60	31	5,1	10	19	25	12	44
	1531		76,55		436/780	55,90%	105/285	36,84%	344/463	74,30%	426	167	29,65	235	160	256	60	380

HOBAIDO Fortitudo Skipper Bologna		Games	Points	Av.	Av.Time	2 P	3 P	1 P	DR.	OR	Av.	As	St	TO	BI	PF		
BASILE, G	17	206	12,1	0:29	24/58	41,38%	41/106	38,68%	35/42	83,33%	37	7	2,6	49	22	25	0	49
BELINELLI, M	16	48	3,0	0:12	8/17	47,06%	9/23	39,13%	5/6	83,33%	1	8	0,6	5	5	7	0	18
DELFINO, C	21	260	12,4	0:30	65/142	45,77%	27/80	33,75%	49/63	77,78%	89	37	6,0	47	35	36	3	58
FULTZ, R	3	3	1,0	0:04	0/0		0/0		3/4	75,00%	0	0	0,0	0	1	2	0	5
GUYTON, AJ	12	71	5,9	0:16	13/30	43,33%	12/33	36,36%	9/13	69,23%	11	4	1,3	9	10	8	0	22
LORBEB, E	22	77	3,5	0:10	29/49	59,18%	2/5	40,00%	13/24	54,17%	30	20	2,3	9	12	11	8	35
MANCINELLI, S	16	56	3,5	0:10	21/35	60,00%	1/12	8,33%	11/18	61,11%	17	12	1,8	4	11	6	6	23
MOTTOLA, H	22	238	10,8	0:21	66/127	51,97%	16/46	34,78%	58/66	87,88%	62	22	3,8	9	17	31	8	80
POZZECCO, G	22	181	8,2	0:20	36/59	61,02%	15/35	42,86%	64/73	87,67%	26	10	1,6	100	19	49	0	61
PRATO, P	13	31	2,4	0:08	8/14	57,14%	3/8	37,50%	6/9	66,67%	16	6	1,7	4	14	9	0	21
SMODIS, M	21	236	11,2	0:26	65/105	61,90%	21/52	40,38%	43/50	86,00%	62	36	4,7	15	30	36	11	71
VAN DEN SPIEGEL, T	18	134	7,4	0:19	49/84	58,33%	0/0		36/65	55,38%	66	38	5,8	3	27	21	15	66
VUJANIC, M	20	326	16,3	0:29	57/106	53,77%	47/122	38,52%	71/85	83,53%	26	8	1,7	36	26	38	0	60
	1867		84,86		441/826	53,39%	194/522	37,16%	403/518	77,80%	443	208	29,59	290	229	279	51	569

Idea Slask Wroclaw		Games	Points	Av.	Av.Time	2 P	3 P	1 P	DR.	OR	Av.	As	St	TO	BI	PF		
GREER, L	14	351	25,1	0:35	80/168	47,62%	34/82	41,46%	89/99	89,90%	36	8	3,1	77	21	49	1	47
HYZY, R	13	33	2,5	0:12	12/26	46,15%	0/0		9/16	56,25%	16	8	1,8	5	12	8	0	30
IGNERSKI, M	13	48	3,7	0:18	12/29	41,38%	7/22	31,82%	3/4	75,00%	29	8	2,8	6	7	10	0	26
KOSCIUK, R	9	10	1,1	0:06	2/6	33,33%	2/5	40,00%	0/0		0	1	0,1	5	1	3	0	6
MROZ, P	3	0	0,0	0:00	0/0		0/0		0/0		0	0	0,0	0	0	0	0	0
PHELPS, D	1	10	10,0	0:24	1/2	50,00%	1/1	100,00%	5/6	83,33%	1	2	3,0	3	1	0	0	4
RANDLE, R	13	86	6,6	0:19	38/59	64,41%	0/1	0,00%	10/13	76,92%	32	23	4,2	6	11	11	6	42
SKIBNIEWSKI, R	8	5	0,6	0:04	1/7	14,29%	1/2	50,00%	0/0		0	1	0,1	2	1	3	0	7
TEIN, T	14	114	8,1	0:29	21/38	55,26%	17/54	31,48%	21/24	87,50%	29	12	2,9	11	17	8	2	39
TOMCZYK, D	14	163	11,6	0:26	27/51	52,94%	26/51	50,98%	31/39	79,49%	48	18	4,7	12	17	19	5	42
VASILJEVIC, P	9	19	2,1	0:09	9/20	45,00%	0/0		1/2	50,00%	10	3	1,4	2	3	6	1	15
WOJCIK, A	14	204	14,6	0:26	58/99	58,59%	15/36	41,67%	43/63	68,25%	34	18	3,7	9	10	37	17	42
ZIELINSKI, M	13	67	5,2	0:21	22/38	57,89%	4/28	14,29%	11/21	52,38%	26	4	2,3	11	10	18	2	34
	1110		55,50		283/543	52,12%	107/282	37,94%	223/287	77,70%	261	106	18,35	149	111	172	34	334

Krka Novo Mesto		Games	Points	Av.	Av.Time	2 P	3 P	1 P	DR.	OR	Av.	As	St	TO</
-----------------	--	-------	--------	-----	---------	-----	-----	-----	-----	----	-----	----	----	------

Lottomatica Roma																				
	Games	Points	Av.	Av.Time	2 P	3 P	1 P	DR.	OR	Av.	As	St	TO	BI	PF					
ALEXANDER, C.	10	121	12,1	0:29	26/47	55,32%	14/45	31,11%	27/42	64,29%	18	4	2,2	27	14	21	3	34		
BARTON, L.	13	126	9,7	0:25	27/46	58,70%	19/59	32,20%	15/21	71,43%	46	16	4,8	9	14	11	5	38		
BENNERMAN, D.	11	71	6,5	0:19	11/20	55,00%	12/28	42,86%	13/14	92,86%	7	2	0,8	11	4	15	0	18		
BONORA, D.	14	36	2,6	0:17	8/14	57,14%	4/17	23,53%	8/9	88,89%	9	3	0,9	17	8	3	0	25		
BOWDLER, C.	12	46	3,8	0:09	16/29	55,17%	1/2	50,00%	11/16	68,75%	20	8	2,3	1	6	7	4	15		
BRANCH, J.	4	13	3,3	0:10	2/2	100,00%	2/5	40,00%	3/3	100,00%	2	0	0,5	3	1	3	0	7		
ESPOSITO, V.	1	14	14,0	0:26	3/6	50,00%	2/4	50,00%	2/2	100,00%	2	0	2,0	0	1	5	0	4		
GRIFFITH, R.	14	104	7,4	0:25	43/74	58,11%	0/1	0,00%	18/39	46,15%	58	43	7,2	17	12	25	12	50		
MORABITO, B.	1	0	0,0	0:01	0/0	0/0	0/0		0	0	0,0	0	0	1	0	0	0			
MYERS, C.	11	159	14,5	0:31	19/56	33,93%	29/75	38,67%	34/39	87,18%	21	6	2,5	32	12	33	0	35		
RIGHETTI, A.	9	78	8,7	0:22	17/33	51,52%	11/22	50,00%	11/11	100,00%	14	4	2,0	5	6	12	2	32		
TONOLLI, A.	14	75	5,4	0:21	4/12	33,33%	18/40	45,00%	13/18	72,22%	40	9	3,5	10	8	12	8	49		
TUSEK, M.	14	154	11,0	0:25	43/83	51,81%	12/57	21,05%	32/46	69,57%	36	23	4,2	11	15	15	2	33		
	997		49,85		219/422	51,90%	124/355	34,93%	187/260	71,92%	273	118	19,55	143	101	163	36	340		

Maccabi Elite Tel Aviv																				
	Games	Points	Av.	Av.Time	2 P	3 P	1 P	DR.	OR	Av.	As	St	TO	BI	PF					
BASTON, M.	21	258	12,3	0:23	105/168	62,50%	0/0		48/81	59,26%	123	47	8,1	19	27	52	30	72		
BEN CHIMOL, A.	2	2	1,0	0:02	1/1	100,00%	0/1	0,00%	0/0		0	0	0,0	1	0	0	0	0		
BLUTHENTHAL, D.	17	105	6,2	0:10	27/38	71,05%	12/26	46,15%	15/19	78,95%	17	6	1,4	6	3	7	1	38		
BURSTEIN, T.	21	173	8,2	0:26	50/94	53,19%	13/41	31,71%	34/53	64,15%	50	14	3,0	46	26	25	1	58		
HALPERIN, Y.	17	35	2,1	0:06	7/14	50,00%	3/11	27,27%	12/14	85,71%	16	2	1,1	13	8	3	0	15		
JASIKVICIUS, S.	21	335	16,0	0:29	48/94	51,06%	47/105	44,76%	98/106	92,45%	24	10	1,6	100	15	52	0	59		
KAZARNOVSKI, A.	1	1	1,0	0:01	0/0	0/0	1/2	50,00%	0	0	0,0	0	0	0	0	0	0	0		
PARKER, A.	21	336	16,0	0:35	85/152	55,92%	24/49	48,98%	94/108	87,04%	103	18	5,8	74	26	34	8	50		
SAFFAR, Y.	3	0	0,0	0:00	0/0	0/0	0/0		0	0	0,0	0	0	0	0	0	0	0		
SHARP, D.	21	122	5,8	0:17	8/16	50,00%	28/61	45,90%	22/24	91,67%	15	3	0,9	19	18	15	0	64		
SHELEF, G.	19	46	2,4	0:09	13/23	56,52%	0/2	0,00%	20/24	83,33%	20	4	1,3	18	5	9	2	29		
SUNDOV, B.	4	10	2,5	0:04	4/5	80,00%	0/0		2/2	100,00%	1	3	1,0	0	1	0	5	5		
THOMAS, D.	21	128	6,1	0:12	48/81	59,26%	0/2	0,00%	32/41	78,05%	34	23	2,7	13	10	22	8	69		
VIJCIC, N.	21	353	16,8	0:34	130/219	59,36%	7/31	22,58%	72/90	80,00%	106	39	6,9	62	18	46	17	66		
	1904		86,55		526/905	58,12%	134/329	40,73%	450/564	79,79%	509	169	30,82	371	156	266	67	525		

Montepaschi Siena																				
	Games	Points	Av.	Av.Time	2 P	3 P	1 P	DR.	OR	Av.	As	St	TO	BI	PF					
ANDERSEN, D.	21	191	9,1	0:20	83/162	51,23%	0/3	0,00%	25/39	64,10%	64	33	4,6	15	13	28	6	54		
CHIACIG, R.	21	184	8,8	0:19	67/117	57,26%	0/0		50/91	54,95%	68	42	5,2	11	29	40	11	51		
GALANDA, G.	21	147	7,0	0:22	31/62	50,00%	22/55	40,00%	19/25	76,00%	50	21	3,4	12	22	27	5	72		
KAKIOLIZIS, M.	21	202	9,6	0:21	52/88	59,09%	25/58	43,10%	23/39	58,97%	59	25	4,0	9	25	18	1	41		
STEFANOV, V.	20	212	10,6	0:30	50/90	55,56%	31/60	51,67%	19/21	90,48%	23	11	1,7	60	29	15	0	45		
THORNTON, M.	22	303	13,8	0:31	68/160	42,50%	27/74	36,49%	86/114	75,44%	72	36	4,9	57	40	46	0	67		
VANTERPOOL, D.	22	303	13,8	0:28	69/146	47,26%	25/69	36,23%	90/120	75,00%	58	35	4,2	75	53	57	1	79		
VITALI, L.	2	3	1,5	0:02	0/0	0/0	1/1	100,00%	0/0		0	0	0,0	0	0	2	0	3		
VUKCEVIC, D.	22	118	5,4	0:14	21/46	45,65%	18/49	36,73%	22/24	91,67%	29	2	1,4	24	12	18	4	36		
ZUKAUSKAS, M.	22	114	5,2	0:20	16/35	45,71%	20/48	41,67%	22/26	84,62%	25	15	1,8	30	23	21	1	70		
	1777		80,77		457/906	50,44%	169/417	40,53%	356/499	71,34%	448	220	30,36	293	246	272	29	518		

Olympiacos Piraeus																				
	Games	Points	Av.	Av.Time	2 P	3 P	1 P	DR.	OR	Av.	As	St	TO	BI	PF					
BAGARIC, D.	20	139	7,0	0:21	59/100	59,00%	0/3	0,00%	21/40	52,50%	75	25	5,0	12	8	32	17	52		
CHARISIS, C.	20	152	7,6	0:23	24/52	46,15%	24/71	33,80%	32/40	80,00%	30	15	2,3	48	14	29	1	65		
CHARISIS, K.	1	2	2,0	0:02	1/2	50,00%	0/0		0/0		0	1	1,0	0	0	0	0	2		
DIAMANTOPOULOS, G15	186	12,4	0:24	44/74	59,46%	16/33	48,48%	50/63	79,37%	16	15	2,1	22	12	16	3	29			
GIANNOUZAKOS, G.	14	26	1,9	0:10	4/11	36,36%	6/19	31,58%	0/2	0,00%	14	3	1,2	11	3	4	0	20		
GORENC, B.	20	170	8,5	0:22	51/88	57,95%	9/32	28,13%	41/59	69,49%	33	15	2,4	24	13	23	1	40		
JURAK, G.	20	153	7,7	0:26	53/104	50,96%	4/16	25,00%	35/62	56,45%	65	32	4,9	28	21	31	4	77		
KALAMPOKIS, I.	12	20	1,7	0:07	5/11	45,45%	0/4	0,00%	10/14	71,43%	14	1	1,3	6	3	2	0	19		
LIADELLIS, P.	20	339	17,0	0:29	87/156	55,77%	13/35	37,14%	126/142	88,73%	37	5	2,1	25	23	30	0	42		
MILISAVLJEVIC, B.	4	17	4,3	0:15	4/9	44,44%	2/5	40,00%	3/5	60,00%	5	1	1,5	4	1	4	0	10		
PRINTZIS, J.	3	2	0,7	0:00	1/1	100,00%	0/0		0/0		0	1	0,3	0	0	0	0	1		
SKLAVOS, E.	20	98	4,9	0:15	20/34	58,82%	11/30	36,67%	25/30	83,33%	37	21	2,9	21	3	16	0	43		
TOMIC, M.	15	94	6,3	0:18	13/28	46,43%	16/64	25,00%	20/23	86,96%	18	2	1,3	17	4	13	0	29		
WOLKOWSKY, R.	15	147	9,8	0:21	34/57	59,65%	16/46	34,78%	31/46	67,39%	43	19	4,1	3	10	11	7	37		
	1545		77,25		400/727	55,02%	117/358	32,68%	394/526	74,90%	387	156	27,15	221	115	211	33	466		

Pamesa Valencia																				
	Games	Points	Av.	Av.Time	2 P	3 P	1 P	DR.	OR	Av.	As	St	TO	BI	PF					
ABBIO, A.	5	34	6,8	0:21	5/8	62,50%	6/13	46,15%	6/8	75,00%	8	2	2,0	11	2	4	1	11		
AMADOR, J.	1	1	1,0	0:01	0/0	0/0	1/2	50,00%	0	0	0,0	0	0	0	0	0	0	1		
DIKODIS, D.	17	193	11,4	0:22	63/115	54,78%	8/23	34,78%	43/75	57,33%	47	38	5,0	14	12	16	4	45		
GARCIA, A.	13	54	4,2	0:09	8/22	36,36%	11/21	52,38%	5/10	50,00%	13	4	1,3	5	3	5	2	17		
KAMMERICHS, F.	15	67	4,5	0:13	18/42	42,86%	4/21	19,05%	19/27	70,37%	28	21	3,3	12	4	10	5	16		
LLOMPART, P.	4	24	6,0	0:14	3/5	60,00%	3/6	50,00%	9/10	90,00%	3	0	0,8	5	0	5	0	6		
LUENGO, V.	19	66	3,5	0:14	14/28	50,00%	5/19	26,32%	23/35	65,71%	16	4	1,1	15	15	22	1	49		
MONTECCCHIA, A.	18	159	8,8	0:22	21/34	61,76%	30/77	38,96%	27/30	90,00%	43	5	2,7	46	16	28	0	51		
OBERTO, F.	18	240	13,3	0:27	106/168	63,10%	0/0		28/67	41,79%	70	31	5,6	43	14	36	11	61		
PACK, RJ.	5	57	11,4	0:24	10/27	37,04%	4/8	50,00%	25/30	83,33%	8	1	1,8	11	10	14	0	15		
PARAISO, JA.	18	131	7,3	0:21	32/41	78,05%	13/34	38,24%	28/40	70,00%	36	14	2,8	12	5	15	0	25		
POPOVIC, M.	12	67	5,6	0:15	7/21	33,33%	14/35	40,00%	11/14	78,57%	11	8	1,6	18	10	16	0	34		
RIGAUDAJAU, A.	19	282	14,8	0:29	70/112	62,50%	28/73	38,36%	58/66	87,88%	29	5	1,8	43	30	39	1	61		
RODRIGUEZ, J.	1	0	0,0	0:00	0/0	0/0	0/0		0/0		0	0	0,0	0	0	0	0	0		
TOMASEVIC, D.	17	190	11,2	0:31	81/140	57,86%	0/1	0,00%	28/62	45										



Partizan Mobtel Belgrade																										
Games	Points	Avg.	Avg.Time	2 P	3 P	1 P	DR.	OR	Avg.	As	St	TO	BI	PF												
AVDALOVIC, V	14	105	7,5	0:23	13/34	38,24%	15/39	38,46%	34/42	80,95%	15	4	1,4	23	13	23	2	53								
BROWN, G	14	177	12,6	0:32	50/102	49,02%	13/33	39,39%	38/46	82,61%	40	10	3,6	32	15	25	1	39								
CAKIC, G	14	47	3,4	0:13	17/26	65,38%	2/23	8,70%	7/10	70,00%	15	11	1,9	2	6	6	2	34								
HOUSE, F	13	201	15,5	0:35	54/124	43,55%	13/63	20,63%	54/82	65,85%	52	27	6,1	17	44	34	5	51								
KECMAN, D	13	161	12,4	0:28	32/56	57,14%	18/44	40,91%	43/57	75,44%	42	16	4,5	22	21	29	1	50								
KOVAC, M	6	4	0,7	0:02	1/2	50,00%	0/0		2/2	100,00%	1	0	0,2	1	0	1	0	2								
KRSTIC, N	9	121	13,4	0:24	45/74	60,81%	0/1	0,00%	31/43	72,09%	17	9	2,9	5	2	11	9	30								
MATERIC, P	13	13	1,0	0:07	0/0		4/6	66,67%	1/2	50,00%	7	1	0,6	0	1	2	0	26								
OŠTOJIC, D	14	186	13,3	0:33	64/103	62,14%	1/2	50,00%	55/92	59,78%	45	56	7,2	25	12	38	6	50								
PEROVIC, K	9	62	6,9	0:22	27/55	49,09%	0/0		8/15	53,33%	19	17	4,0	9	4	10	6	30								
SCEPANOVIC, V	1	4	4,0	0:03	0/0		1/2	50,00%	1/2	50,00%	1	0	1,0	0	1	0	0	1								
SLOBAD, M	6	0	0,0	0:04	0/1	0,00%	0/2	0,00%	0/0		2	0	0,3	2	0	2	0	5								
SJEKLOCA, L	1	0	0,0	0:00	0/0		0/0		0/0		0	0	0,0	0	0	0	0	0								
TRIPKOVIĆ, U	1	0	0,0	0:02	0/1	0,00%	0/0		0/0		2	0	2,0	0	0	0	0	1								
1081	54,05			303/578	52,42%	67/215	31,16%	274/393	69,72%	258 151	20,45	138 119	181 32	372												

Tau Cerámica Vitoria																										
Games	Points	Avg.	Avg.Time	2 P	3 P	1 P	DR.	OR	Avg.	As	St	TO	BI	PF												
ARZALLUS, A	1	0	0,0	0:01	0/1	0,00%	0/0		0/0		0	0	0,0	0	0	0	0	0								
BETTS, A	15	102	6,8	0:19	38/69	55,07%	0/0		26/47	55,32%	45	19	4,3	11	9	20	4	44								
BUESA, J	7	7	1,0	0:03	2/2	100,00%	1/5	20,00%	0/0		1	0	0,1	0	0	1	0	6								
CALDERON, JM	19	137	7,2	0:21	24/46	52,17%	15/37	40,54%	44/53	83,02%	19	8	1,4	38	21	27	4	39								
DAVID, K	20	243	12,2	0:28	91/173	52,60%	1/3	33,33%	58/75	77,33%	71	34	5,3	36	21	37	10	67								
IVANOVIC, S	2	0	0,0	0:01	0/2	0,00%	0/0		0/0		0	0	0,0	1	0	0	0	0								
KOTUROVIC, D	4	22	5,5	0:15	9/15	60,00%	0/0		4/6	66,67%	6	3	2,3	0	1	9	4	10								
KOUTSOPOULOS, N	8	26	3,3	0:09	10/22	45,45%	0/0		6/10	60,00%	15	4	2,4	4	2	2	1	15								
MACIJASKAS, A	20	389	19,5	0:30	79/141	56,03%	40/101	39,60%	111/122	90,98%	40	10	2,5	42	32	45	4	48								
NOCIĆ, A	16	220	13,8	0:25	58/110	52,73%	20/53	37,74%	44/58	75,86%	73	19	5,8	24	14	39	15	49								
PRIGIONI, P	20	120	6,0	0:22	11/18	61,11%	27/66	40,91%	17/21	80,95%	30	12	2,1	81	38	34	3	42								
SCOLA, L	14	213	15,2	0:28	87/144	60,42%	0/0		39/51	76,47%	53	32	6,1	33	19	40	6	56								
SPLITTER, D	16	64	4,0	0:11	26/42	61,90%	0/0		12/19	63,16%	28	11	2,4	5	6	15	5	33								
VIDAL, S	20	144	7,2	0:25	38/75	50,67%	10/37	27,03%	38/49	77,55%	57	14	3,6	33	25	15	1	43								
1687	84,35			473/860	55,00%	114/302	37,75%	399/511	78,08%	438 166	30,20	308 188	284 57	452												

Ülker Sports Club Istanbul																										
Games	Points	Avg.	Avg.Time	2 P	3 P	1 P	DR.	OR	Avg.	As	St	TO	BI	PF												
AÇIK, T	12	45	3,8	0:14	10/16	62,50%	5/23	21,74%	10/18	55,56%	7	1	0,7	22	7	9	0	24								
AMAYA, A	2	1	0,5	0:12	0/3	0,00%	0/0		1/2	50,00%	6	1	3,5	0	1	1	0	9								
BLAIR, J	17	220	12,9	0:34	88/138	63,77%	0/3	0,00%	44/90	48,89%	120	43	9,6	24	22	37	16	42								
BOOKER, M	20	235	11,8	0:29	61/129	47,29%	18/70	25,71%	59/70	84,29%	36	4	2,0	51	17	32	1	58								
DUJMOVIC, P	1	0	0,0	0:07	0/0	0,00%	0/0		0/0		1	0	1,0	1	0	2	0	3								
ERDOGAN, S	16	85	5,3	0:13	18/40	45,00%	13/39	33,33%	10/11	90,91%	10	2	0,8	9	5	9	0	22								
GÖNLÜM, K	19	103	5,4	0:18	40/71	56,34%	0/3	0,00%	23/40	57,50%	49	45	4,9	5	15	20	5	57								
GÜLER, M	7	26	3,7	0:12	4/6	66,67%	4/11	36,36%	6/7	85,71%	7	5	1,7	3	4	2	2	11								
KUTLUAY, I	19	253	13,3	0:29	34/81	41,98%	47/111	42,34%	44/61	72,13%	42	9	2,7	25	18	32	0	46								
MRSIC, V	6	18	3,0	0:12	3/10	30,00%	0/3	0,00%	12/14	85,71%	6	3	1,5	9	1	2	0	7								
NAUMOSKI, P	13	152	11,7	0:26	24/49	48,98%	24/62	38,71%	32/37	86,49%	15	5	1,5	44	14	30	0	29								
RENTZIAS, E	17	158	9,3	0:22	39/77	50,65%	18/53	33,96%	26/36	72,22%	47	20	3,9	11	8	14	15	35								
SOLAK, F	11	28	2,5	0:10	11/23	47,83%	0/0		6/14	42,86%	9	14	2,1	2	0	9	6	22								
TRAINA, B	6	47	7,8	0:17	9/15	60,00%	8/23	34,78%	5/7	71,43%	9	7	2,7	3	3	6	0	15								
VEKİLOĞLU, A	11	23	2,1	0:10	8/18	44,44%	2/10	20,00%	1/1	100,00%	4	7	1,0	3	4	8	0	15								
YILDIRIM, H	11	78	7,1	0:23	14/24	58,33%	13/34	38,24%	11/14	78,57%	19	7	2,4	21	8	14	2	35								
1472	73,60			363/700	51,86%	152/445	34,16%	290/422	68,72%	387 173	28,00	233 127	227 47	430												

Unicaja																										
Games	Points	Avg.	Avg.Time	2 P	3 P	1 P	DR.	OR	Avg.	As	St	TO	BI	PF												
BALTANAS, M.	3	5	1,7	0:05	1/2	50,00%	1/1	100,00%	0/0		1	0	0,3	0	0	0	0	1								
BULLOCK, L	12	149	12,4	0:27	20/47	42,55%	26/73	35,62%	31/37	83,78%	35	9	3,7	28	9	26	1	28								
CABEZAS, C	14	112	8,0	0:24	29/46	63,04%	10/38	26,32%	24/35	68,57%	19	6	1,8	20	11	16	0	28								
GABRIEL, G	14	55	3,9	0:10	13/26	50,00%	5/9	55,56%	14/20	70,00%	22	15	2,6	5	5	11	2	26								
HERRMANN, W	12	115	9,6	0:25	34/73	46,58%	9/35	25,71%	20/34	58,82%	44	21	5,4	8	4	18	3	21								
HUERTAS, R	1	1	1,0	0:01	0/1	0,00%	0/0		1/2	50,00%	0	1	1,0	0	0	0	0	0								
KORNEGAY, C	14	104	7,4	0:23	37/67	55,22%	0/0		30/38	78,95%	47	28	5,4	2	6	28	13	36								
LEWIS, L	13	142	10,9	0:28	44/95	46,32%	9/18	50,00%	27/34	79,41%	59	26	6,5	25	14	29	10	30								
PHILLIP, D	11	64	5,8	0:15	21/26	80,77%	1/3	33,33%	19/30	63,33%	15	19	3,1	12	6	8	3	16								
RISACHER, S	9	64	7,1	0:22	20/43	46,51%	6/23	26,09%	6/9	66,67%	20	7	3,0	7	4	15	2	23								
RODRIGUEZ, B	13	117	9,0	0:21	14/27	51,85%	24/53	45,28%	17/20	85,00%	22	2	1,8	21	11	16	0	32								
SONKO, M	10	107	10,7	0:26	32/55	58,18%	6/19	31,58%	25/28	89,29%	14	5	1,9	33	10	26	5	32								
WEIS, F	6	16	2,7	0:10	7/10	70,00%	0/0		2/4	50,00%	7	6	2,2	1	1	5	5	15								
1051	52,55			272/518	52,51%	97/272	35,66%	216/291	74,23%	305 145	22,50	162 81	198 44	288												

Union Olimpija Ljubljana																										
Games	Points	Avg.	Avg.Time	2 P	3 P	1 P	DR.	OR	Avg.	As	St	TO	BI	PF												
ANAGONYE, A	18	122	6,8	0:18	49/97	50,52%	1/4	25,00%	21/29	72,41%	47	40	4,8	9	13	20	11	58								
BAZDARIC, M	20	263	13,2	0:31	46/97	47,42%	40/116	34,48%	51/58	87,93%	80	10	4,5	35	30	37	0	57								
BOISA, V	19	177	9,3	0:27	39/86	45,35%	22/63	34,92%	33/53	62,26%	36	21	3,0	18	12	25	5	77								
DUJMOVIC, P	6	40	6,7	0:23	7/19	36,84%	3/20	15,00%	17/20	85,00%	12	3	2,5	7	7	11	1	16								
MARAVIC, M	17	180	10,6	0:33	39/90	43,33%	15/35	42,86%	57/73	78,08%	53	34	5,1	23	19	18	0	55								
OZBOLT, S	15	82	5,5	0:16	12/25	48,00%	13/34	38,24%	19/25	76,00%	13	3	1,1	15	10	16	0	26								
PAVIC, S	19	85	4,5	0:13	26/64	40,63%	5/13	38,46%	18/30	60,00%	27	23	2,6	5	5	10	10	40								
PETROV, S	20	171	8,6	0:20	29/61	47																				



« **EUROLEAGUE MVP**
Anthony Parker
Maccabi Tel Aviv

» **FINAL FOUR MVP**
Sarunas Jasikevicius
Maccabi Tel Aviv



■ **CLUB EXECUTIVE OF THE YEAR**
Jose Antonio Querejeta
Tau Cerámica Vitoria

■ **ALEKSANDER GOMELSKY COACH OF THE YEAR TROPHY**

Pini Gershon
Maccabi Tel Aviv

■ **EUROLEAGUE BEST DEFENDER**
Dimitrios Diamantidis
Panathinaikos Athens

■ **EUROLEAGUE RISING STAR**
Erazem Lorbek
Climamio Bologna

■ **ALPHONSO FORD TOP SCORER TROPHY**
Charles Smith
Scavolini Pesaro

EUROLEAGUE PLAYERS OF THE WEEK

REGULAR SEASON

WEEK 1	SAULIUS STOMBERGAS	Ülker Istanbul	WEEK 8	ANTHONY PARKER	Maccabi Tel Aviv
	YANIV GREEN	Maccabi Tel Aviv	WEEK 9	JORGE GARBAJOSA	Unicaja Malaga
WEEK 2	TANOKA BEARD	Zalgiris Kaunas	WEEK 10	ANTHONY PARKER	Maccabi Tel Aviv
WEEK 3	ANTHONY PARKER	Maccabi Tel Aviv	WEEK 11	CHARLES SMITH	Scavolini Pesaro
WEEK 4	MARKO POPOVIC	Cibona Zagreb	WEEK 12	ANTHONY PARKER	Maccabi Tel Aviv
WEEK 5	DEJAN MILOJEVIC	Partizan PMB	WEEK 13	TANOKA BEARD	Zalgiris Kaunas
WEEK 6	CHARLES SMITH	Scavolini Pesaro	WEEK 14	DAVID ANDERSEN	CSKA Moscow
WEEK 7	CHRIS WILLIAMS	Opel Skyliners Frankfurt			

TOP 16

WEEK 1	DAVID ANDERSEN	CSKA Moscow	WEEK 4	HANNO MOTTOLA	Scavolini Pesaro
WEEK 2	ANTHONY PARKER	Maccabi Tel Aviv	WEEK 5	SERKAN ERDOGAN	Ülker Istanbul
WEEK 3	DAVID ANDERSEN	CSKA Moscow	WEEK 6	JAKA LAKOVIC	Panathinaikos Athens

All-Euroleague Team

ALL-EUROLEAGUE 1ST TEAM

SARUNAS JASIKEVICIUS	Maccabi Tel Aviv
ARVYDAS MACIJAUSKAS	TAU Cerámica Vitoria
ANTHONY PARKER	Maccabi Tel Aviv
DAVID ANDERSEN	CSKA Moscow
NIKOLA VUJCIC	Maccabi Tel Aviv

ALL-EUROLEAGUE 2ND TEAM

JAKA LAKOVIC	Panathinaikos Athens
MARCUS BROWN	CSKA Moscow
CHARLES SMITH	Scavolini Pesaro
LUIS SCOLA	TAU Cerámica Vitoria
TANOKA BEARD	Zalgiris Kaunas



FINAL FOUR

Semifinal 1

MOSCOW • May 6, 2005

MACCABI TEL AVIV • PANATHINAIKOS ATHENS

91-82 (25-18, 24-23, 19-22, 23-20)

- **MACCABI:** Baston 14, Sharp 20, Vujcic 11, Parker 13, Shelef 2, Burstein 14, Halperin, Jasikevicius 13, Kommatos 2, Green 2. **DNP:** Fanan, Dotan. **Coach:** Gershon.
- **PANATHINAIKOS:** Alvertis 10, Kalaitzis, Lakovic 4, Batiste 2, Femerling 4, Hatzivrettas 9, Tsartsaris 4, Diamantidis 16, Scepanovic 16, Kutluay 17. **DNP:** Papanikolau, Baxter. **Coach:** Obradovic.

Referees: Jungenbrand (Finland), Facchini (Italy), Arteaga (Spain)

Semifinal 2

MOSCOW • May 6, 2005

CSKA MOSCOW • TAU CERÁMICA VITORIA

78-85 (17-25, 23-22, 19-13, 19-25)

- **CSKA:** Papaloukas 9, Brown 12, Panov, Andersen 10, Dikoudis 13, Holden 20, Monya 6, Muursepp 3, Savrasenko 6, Granger 5. **DNP:** Pachoutine, Zavourev. **Coach:** Ivkovic.
- **TAU:** Scola 10, Prigioni 9, Hansen 3, Macijauskas 23, Calderon 13, Vidal 4, David 11, Splitter, Gabini 7, Betts 5. **DNP:** Conley. **Coach:** Ivanovic.

Referees: Tzanidis (Greece), Brazauskas (Lithuania), Ankarali (Turkey)

Third Place Final

MOSCOW • May 8, 2005

CSKA MOSCOW • PANATHINAIKOS ATHENS

91-94 2 OT (20-15, 22-8, 19-28, 17-27, 6-6)

- **CSKA:** Papaloukas 6, Brown 21, Panov, Andersen 14, Dikoudis 17, Holden 10, Pachoutine, Monya 3, Muursepp 3, Savrasenko 6, Kurbanov, Granger 11. **Coach:** Ivkovic.
- **PANATHINAIKOS:** Alvertis 5, Kalaitzis, Papanikolau, Lakovic 15, Batiste 28, Femerling, Hatzivrettas, Tsartsaris 7, Diamantidis 15, Sakota 5, Kutluay 19, Baxter. **Coach:** Obradovic.

Referees: Facchini (Italy), Sudek (Slovakia), Arteaga (Spain)

Final

MOSCOW • May 8, 2005

MACCABI TEL AVIV • TAU CERÁMICA VITORIA

90-78 (26-15, 24-24, 15-23, 25-16)

- **MACCABI:** Baston 18, Sharp, Vujcic 13, Parker 12, Shelef, Burstein 8, Halperin 2, Dotan 2, Jasikevicius 22, Kommatos 13, Green. **DNP:** Fanan. **Coach:** Gershon.
- **TAU:** Scola 21, Prigioni, Hansen 13, Macijauskas 13, Calderon 16, Vidal 5, David 4, Splitter 6, Gabini, Betts. **DNP:** Conley. **Coach:** Ivanovic.

Referees: Brazauskas (Lithuania), Cazzaro (Italy), Jungenbrand (Finland)

REGULAR SEASON

RESULTS		
GROUP A	GROUP B	GROUP C
DAY 1-8	DAY 1-8	DAY 1-8
Partizan-Prokom 64-66, 68-76	Scavolini-Olimpija 77-68, 74-63	Skyliners-Ulker 52-82, 60-79
Real Madrid-Cibona 69-70, 58-73	Winterthur FCB-AEK 69-57, 79-91	Pau-Orthez-TAU 81-87, 87-93
Olympiacos-Climamio 71-76, 77-94	Zalgiris-Maccabi 75-102, 104-102	Unicaja-Panathinaikos 75-83, 69-88
Efes Pilsen-Estudiantes 81-72, 66-61	Montepaschi-ASVEL 86-70, 78-54	CSKA-Benetton 80-79, 80-72
DAY 2-9	DAY 2-9	DAY 2-9
Estudiantes-Partizan 71-59, 77-83	ASVEL-Scavolini 73-82, 86-95	Benetton-Skyliners 93-60, 77-58
Climamio-Efes Pilsen 92-71, 73-79	Maccabi-Montepaschi 93-88, 90-86	Panathinaikos-CSKA 73-85, 72-75
Cibona-Olympiacos 60-64, 83-89	AEK-Zalgiris 76-86, 71-81	TAU-Unicaja 83-79, 76-78
Prokom-Real Madrid 61-69, 66-76	Olimpija-Winterthur FCB 69-83, 69-79	Ulker-Pau-Orthez 70-75, 80-82
DAY 3-10	DAY 3-10	DAY 3-10
Partizan-Real Madrid 87-92, 66-82	Scavolini-Winterthur FCB 62-80, 70-77	Skyliners-Pau-Orthez 86-62, 86-81
Olympiacos-Prokom 75-77, 71-77	Zalgiris-Olimpija 78-83, 73-86	Unicaja-Ulker 73-62, 62-66
Efes Pilsen-Cibona 72-70, 72-82	Montepaschi-AEK 77-58, 71-75	CSKA-TAU 88-83, 85-81
Estudiantes-Climamio 84-97, 78-84	ASVEL-Maccabi 80-85, 69-89	Benetton-Panathinaik. 83-77, 71-80
DAY 4-11	DAY 4-11	DAY 4-11
Climamio-Partizan 103-91, 88-85	Maccabi-Scavolini 123-73, 95-97	Panathinaik.-Skyliners 72-67, 66-68
Cibona-Estudiantes 85-78, 87-81	AEK-ASVEL 89-63, 73-69	TAU-Benetton 73-76, 75-63
Prokom-Efes Pilsen 67-73, 65-78	Olimpija-Montepaschi 79-74, 70-74	Ulker-CSKA 82-87, 77-90
Real Madrid-Olympiacos 76-62, 75-83	Winterth. FCB-Zalgiris 98-102, 81-80	Pau-Orthez-Unicaja 75-97, 71-80
DAY 5-12	DAY 5-12	DAY 5-12
Partizan-Olympiacos 87-73, 74-100	Scavolini-Zalgiris 86-82, 87-91	Skyliners-Unicaja 73-67, 67-82
Efes Pilsen-Real Madrid 74-70, 72-57	Montepaschi-Wint. FCB 88-85, 70-58	CSKA-Pau-Orthez 80-60, 93-103
Estudiantes-Prokom 75-67, 74-78	ASVEL-Olimpija 61-54, 67-79	Benetton-Ulker 50-65, 69-62
Climamio-Cibona 99-88, 89-96	AEK-Maccabi 110-113, 92-93	Panathinaikos-TAU 99-95, 82-84
DAY 6-13	DAY 6-13	DAY 6-13
Partizan-Cibona 78-81, 76-85	Scavolini-AEK 88-90, 72-78	Skyliners-TAU 80-97, 69-90
Prokom-Climamio 78-68, 63-71	Olimpija-Maccabi 93-81, 82-95	Ulker-Panathinaikos 66-64, 72-79
Real Madrid-Estudiantes 91-66, 84-90	Winterthur FCB-ASVEL 73-59, 69-65	Pau-Orthez-Benetton 79-72, 73-91
Olympiacos-Efes Pilsen 59-110, 54-80	Zalgiris-Montepaschi 90-81, 74-70	Unicaja-CSKA 62-73, 70-76
DAY 7-14	DAY 7-14	DAY 7-14
Efes Pilsen-Partizan 78-63, 74-49	Montepaschi-Scavolini 93-70, 69-83	CSKA-Skyliners 86-82, 103-88
Estudiantes-Olympiacos 87-57, 80-90	ASVEL-Zalgiris 85-83, 72-86	Benetton-Unicaja 72-62, 59-74
Climamio-Real Madrid 77-70, 81-79	Maccabi-Winterth. FCB 84-59, 79-81	Panathinaik.-Pau-Ort. 103-89, 88-62
Cibona-Prokom 88-57, 78-83	AEK-Olimpija 76-75, 66-70	TAU-Ulker 71-81, 73-86

STANDINGS								
GROUP A	W-L	+/-	GROUP B	W-L	+/-	GROUP C	W-L	+/-
Climamio	12-2	+96	Maccabi	10-4	+135	CSKA	14-0	+117
Efes Pilsen	12-2	+146	Winterthur FCB	9-5	+26	Panathinaikos	8-6	+65
Cibona	8-6	+47	Zalgiris	8-6	+5	Benetton	8-6	+53
Real Madrid	7-7	+36	AEK	7-7	-4	Ulker	7-7	+43
Prokom Trefl	7-7	-47	Montepaschi	7-7	+56	TAU	6-8	+3
Estudiantes	4-10	-35	Scavolini	7-7	-52	Unicaja	6-8	+6
Olympiacos	4-10	-127	Olimpija	6-8	-18	Skyliners	4-10	-141
Partizan	2-12	-116	ASVEL	2-12	-148	Pau-Orthez	3-11	-146



REGULAR SEASON

STATS LEADERS				
INDEX RATING				
P	Player	Team	G.P.	TOT. Av.
1	PARKER, A.	Maccabi	14	384 27.42
2	BEARD, T.	Zalgiris	14	340 24.28
3	SMITH, C.	Scavolini	12	262 21.83
4	WILLIAMS, C.	Skyliners	14	301 21.50
5	GARBAJOSA, J.	Unicaja	13	276 21.23
POINTS				
P	Player	Team	G.P.	TOT. Av.
1	SMITH, C.	Scavolini	12	267 22.25
2	PARKER, A.	Maccabi	14	289 20.64
3	WILLIAMS, C.	Skyliners	14	265 18.92
4	BEARD, T.	Zalgiris	14	263 18.78
5	PACK, R.	Zalgiris	12	220 18.33
REBOUNDS				
P	Player	Team	G.P.	DEF.OFF. TOT. Av.
1	BEARD, T.	Zalgiris	14	100 54 154 11.00
2	GARCES, R.	Estudiantes	14	79 43 122 8.71
3	MARCONATO, D.	Benetton	14	83 38 121 8.64
4	BESOK, H.	Asvel	14	79 33 112 8.00
5	GARBAJOSA, J.	Unicaja	13	73 29 102 7.84
ASSISTS				
P	Player	Team	G.P.	TOT. Av.
1	CHATMAN, M.	Pau-Orthez	14	87 6.21
2	JASIKEVICIUS, S.	Maccabi	14	69 4.92
3	ZISIS, N.	AEK	14	67 4.78
4	AVDALOVIC, V.	Partizan	10	41 4.10
5	PACESAS, T.	Prokom Trefl	13	53 4.07
BLOCKS				
P	Player	Team	G.P.	TOT. Av.
1	ZUKAUSKAS, E.	Ulker	14	24 1.71
2	VAZQUEZ, F.	Unicaja	13	21 1.61
3	BASTON, M.	Maccabi	14	21 1.50
4	RUPERT, T.	Pau-Orthez	14	19 1.35
5	SAVRASENKO, A.	CSKA Moscow	13	16 1.23
STEALS				
P	Player	Team	G.P.	TOT. Av.
1	SMITH, C.	Scavolini	12	34 2.83
2	WILLIAMS, C.	Skyliners	14	39 2.78
3	BASILE, G.	Climamio	14	32 2.28
4	PARKER, A.	Maccabi	14	31 2.21
5	POPOVIC, M.	Cibona	13	28 2.15
6	PACESAS, T.	Prokom Trefl	13	28 2.15
2 PTS. SHOOTING				
P	Player	Team	G.P.	ATTE. MADE.
1	GRIMAU, R.	Winter. FCB	11	28 20 71.42
2	VAZQUEZ, F.	Unicaja	13	67 47 70.14
3	BASTON, M.	Maccabi	14	118 82 69.49
4	ARCHIBALD, R.	Scavolini	11	53 36 67.92
5	CIRIC, A.	Prokom Trefl	14	34 23 67.64
3 PTS. SHOOTING				
P	Player	Team	G.P.	ATTE. MADE.
1	PRASKEVICIUS, V.	Ulker	14	37 18 48.64
2	DOMERCANT, H.	Efes Pilsen	14	64 31 48.43
3	PARKER, A.	Maccabi	14	29 14 48.27
4	MORLENDE, P.	Benetton	11	29 14 48.27
5	GRANGER, A.	CSKA	13	48 23 47.91
1 PT. SHOOTING				
P	Player	Team	G.P.	ATTE. MADE.
1	BASILE, G.	Climamio	14	28 28 100.00
2	TRIPKOVIC, U.	Partizan	14	32 31 96.87
3	JASIKEVICIUS, S.	Maccabi	14	76 72 94.73
4	HOLDEN, J.R.	CSKA	14	40 37 92.50
5	MACIJAUSKAS, A.	TAU	12	57 52 91.22
RECEIVED FOULS				
P	Player	Team	G.P.	TOT. Av.
1	GARBAJOSA, J.	Unicaja	13	85 6.53
2	AVDALOVIC, V.	Partizan	10	62 6.20
3	WILLIAMS, C.	Skyliners	14	83 5.92
4	BROWN, M.	CSKA	14	82 5.85
5	PARKER, A.	Maccabi	14	82 5.85
FOULS				
P	Player	Team	G.P.	TOT. Av.
1	MOTTOLA, H.	Scavolini	14	59 4.21
2	JAGODNIK, G.	Prokom Trefl	14	54 3.85
3	BASTON, M.	Maccabi	14	54 3.85
4	PEROVIC, K.	Partizan	12	46 3.83
5	SCOLA, L.	TAU	14	53 3.78

TOP 16

RESULTS							
DAY 1-4				DAY 2-6		DAY 3-5	
Maccabi-Ulker	90-59, 83-67	Ulker-Cibona	84-77, 68-64	Montepaschi-Ulker	84-71, 71-85	Cibona-Maccabi	74-91, 75-83
Montepaschi-Cibona	90-62, 73-78	Maccabi-Montepaschi	85-84, 81-68	Real Madrid-CSKA	94-95, 73-89	Scavolini-Winter. FCB	71-70, 101-87
Winterthur FCB-CSKA	70-91, 79-68	CSKA-Scavolini	84-71, 84-66	Zalgiris-Climamio	81-82, 74-87	Panathinaikos-TAU	93-81, 69-86
Real Madrid-Scavolini	75-71, 88-90	Winter. FCB-Real Madrid	84-71, 73-76	Efes Pilsen-Benetton	52-43, 59-70	Prokom Trefl-AEK	59-75, 70-81
TAU-Climamio	94-84, 79-86	Climamio-Panathinaikos	77-73, 55-78				
Zalgiris-Panathinaikos	73-84, 78-83	TAU-Zalgiris	100-69, 86-82				
AEK-Benetton	83-75, 65-85	Benetton-Prokom Trefl	89-75, 85-51				
Efes Pilsen-Prokom Trefl	86-62, 89-70	AEK-Efes Pilsen	70-69, 62-69				
STANDINGS							
GROUP D	W-L +/-	GROUP E	W-L +/-	GROUP F	W-L +/-	GROUP G	W-L +/-
Maccabi	6-0 +86	CSKA Moscow	5-1 +65	Panathinaikos	4-2 +30	Benetton	4-2 +62
Ulker	3-3 -35	Scavolini	3-3 -25	TAU	4-2 +43	Efes Pilsen	4-2 +47
Montepaschi	2-4 +8	Winterthur FCB	2-4 -15	Climamio	4-2 -8	AEK	4-2 +9
Cibona	1-5 -59	Real Madrid	2-4 -25	Zalgiris	0-6 -65	Prokom Trefl	0-6 -118

STATS LEADERS									
POINTS				BLOCKS					
P	Player	Team	G.P.	TOT. Av.	P	Player	Team	G.P.	TOT. Av.
1	MACIJAUSKAS, A.	TAU	6	125 20.83	1	LAVRINOVIC, D.	Zalgiris	6	17 2.83
2	LAKOVIC, J.	Panath.	6	111 18.50	2	ZUKAUSKAS, E.	Ulker	6	13 2.16
3	DOMERCANT, H.	Efes Pilsen	6	106 17.66	3	BASTON, M.	Maccabi	6	9 1.50
4	ERDOGAN, S.	Ulker	6	106 17.66					
REBOUNDS				STEALS					
P	Player	Team	G.P.	DEF.OFF. TOT. Av.	P	Player	Team	G.P.	TOT. Av.
1	BEARD, T.	Zalgiris	6	33 25 58 9.66	1	PENN, J.	Scavolini	6	18 3.00
2	REYES, F.	Real M.	4	20 18 38 9.50	2	VANTERPOOL, D.	Montepaschi	5	13 2.60
3	ANDERSEN, D.	CSKA	6	39 15 54 9.00	3	ARCHIBALD, R.	Scavolini	6	14 2.33
ASSISTS									
P	Player	Team	G.P.	TOT. Av.					
1	JASIKEVICIUS, S.	Maccabi	6	37 6.16					
2	TUNCERI, K.	Ulker	6	33 5.50					
3	POPOVIC, M.	Cibona	4	19 4.75					
4	BENNETT, E.	Real Madrid	4	19 4.75					

QUARTERFINALS Best-of-three-series

RESULTS	
Maccabi-Scavolini	88-60, 103-100
CSKA-Ulker	88-74, 82-64
Panathinaikos-Efes Pilsen	102-96 OT, 63-75, 84-76
Benetton-TAU	59-98, 64-66



Adecco Asvel Villeurbanne

Table with 18 columns: Games, Points, Av., Av.Time, 2 P, 3 P, 1 P, DR, OR, Av., As, St, TO, BI, PF. Lists player stats for Adecco Asvel Villeurbanne.



Benetton Basket Treviso

Table with 18 columns: Games, Points, Av., Av.Time, 2 P, 3 P, 1 P, DR, OR, Av., As, St, TO, BI, PF. Lists player stats for Benetton Basket Treviso.



Adecco Estudiantes

Table with 18 columns: Games, Points, Av., Av.Time, 2 P, 3 P, 1 P, DR, OR, Av., As, St, TO, BI, PF. Lists player stats for Adecco Estudiantes.



Cibona Vip Zagreb

Table with 18 columns: Games, Points, Av., Av.Time, 2 P, 3 P, 1 P, DR, OR, Av., As, St, TO, BI, PF. Lists player stats for Cibona Vip Zagreb.



AEK Athens


Table with 18 columns: Games, Points, Av., Av.Time, 2 P, 3 P, 1 P, DR, OR, Av., As, St, TO, BI, PF. Lists player stats for AEK Athens.





CSKA Moscow


Table with 18 columns: Games, Points, Av., Av.Time, 2 P, 3 P, 1 P, DR, OR, Av., As, St, TO, BI, PF. Lists player stats for CSKA Moscow.




		Efes Pilsen Istanbul																
Games	Points	Av.	Av.Time	2 P	3 P	1 P	DR.	OR	Av.	As	St	TO	BI	PF				
ABI, M.	21	49	2,3	0:14	13/24	54,17%	5/17	29,41%	8/13	61,54%	20	2	1,0	13	7	10	1	53
AKYOL, C.	5	8	1,6	0:06	2/3	66,67%	1/3	33,33%	1/2	50,00%	0	2	0,4	0	4	3	0	7
ARSLAN, E.	23	159	6,9	0:19	19/49	38,78%	24/77	31,17%	49/64	76,56%	36	3	1,7	45	29	24	0	41
DOMERCANT, H.	23	324	14,1	0:31	55/124	44,35%	53/116	45,69%	55/70	78,57%	74	20	4,1	32	37	41	3	55
ERMIS, B.	3	4	1,3	0:06	2/4	50,00%	0/0		0/1	0,00%	0	0	0,0	3	1	0	0	2
KECMAN, D.	15	43	2,9	0:16	7/15	46,67%	5/23	21,74%	14/18	77,78%	26	6	2,1	5	14	16	3	37
KUQO, E.	23	204	8,9	0:18	82/155	52,90%	2/3	66,67%	34/49	69,39%	53	26	3,4	19	11	29	2	80
NIKOLIC, G.	23	217	9,4	0:22	94/152	61,84%	0/0		29/41	70,73%	87	30	5,1	18	15	22	15	47
PASTAL, V.	3	10	3,3	0:09	0/2	0,00%	3/7	42,86%	1/2	50,00%	1	0	0,3	1	1	2	0	6
PEKER, K.	23	151	6,6	0:16	45/96	46,88%	0/0		61/100	61,00%	60	26	3,7	13	20	34	8	46
PRKACIN, N.	22	218	9,9	0:22	70/121	57,85%	0/1	0,00%	78/106	73,58%	75	26	4,6	39	25	54	5	68
SOLOMON, W.	23	333	14,5	0:30	5/107	54,21%	48/138	34,78%	73/93	78,49%	44	12	2,4	60	47	69	7	60
YILMAZ, A.	17	31	1,8	0:17	5/7	71,43%	6/27	22,22%	3/4	75,00%	22	6	1,6	19	15	7	1	36
1751		70,04			452/859	52,62%	147/412	35,68%	406/563	72,11%	498	159	26,28	267	226	311	45	538

		Elan Bearnais Pau-Orthez																
Games	Points	Av.	Av.Time	2 P	3 P	1 P	DR.	OR	Av.	As	St	TO	BI	PF				
BLANCHOT, J.	2	0	0,0	0:01	0/0		0/0		0/0	0,00%	0	0	0,0	0	0	0	0	1
CHATMAN, M.	14	229	16,4	0:34	61/122	50,00%	20/63	31,75%	47/58	81,03%	46	16	4,4	87	20	51	1	27
CISSE, S.	9	26	2,9	0:11	7/17	41,18%	2/9	22,22%	6/11	54,55%	5	5	1,1	5	6	12	0	13
D'ALMEIDA, X.	11	20	1,8	0:08	4/19	21,05%	3/7	42,86%	3/6	50,00%	5	1	0,5	5	5	15	0	14
DROZDOV, A.	9	93	10,3	0:27	25/47	53,19%	11/25	44,00%	10/12	83,33%	15	9	2,7	16	7	16	4	18
FAUTHOUX, F.	10	47	4,7	0:20	4/7	57,14%	11/34	32,35%	6/8	75,00%	11	3	1,4	30	6	21	0	33
FOIREST, L.	8	91	11,4	0:26	10/30	33,33%	17/35	48,57%	20/25	80,00%	16	2	2,3	21	12	17	1	27
GADOU, T.	12	43	3,6	0:10	8/18	44,44%	4/6	66,67%	15/21	71,43%	9	9	1,5	10	4	8	2	17
LUX, A.	14	130	9,3	0:18	50/101	49,50%	0/2	0,00%	30/38	78,95%	23	34	4,1	11	22	15	2	47
MARCELIC, D.	14	114	8,1	0:23	13/31	41,94%	26/68	38,24%	10/11	90,91%	24	6	2,1	10	10	14	4	31
NWOSU, J.	7	47	6,7	0:16	17/32	53,13%	0/0	13/21	61,90%	18	7	3,6	1	2	4	6	20	
PETRO, J.	11	56	5,1	0:13	22/47	46,81%	0/0	12/16	75,00%	20	12	2,9	4	11	7	7	33	
RAHIMIC, D.	5	40	8,0	0:20	17/45	37,78%	0/0	6/8	75,00%	18	12	6,0	2	5	2	2	9	
RENAUD, M.	1	0	0,0	0:02	0/0		0/1	0,00%	0/0	0,00%	0	0	0,0	0	0	0	0	0
RUPERT, T.	14	130	9,3	0:24	50/88	56,82%	0/0	30/34	88,24%	46	31	5,5	6	14	14	19	40	
WILLOUGHBY, M.	1	4	4,0	0:14	2/4	50,00%	0/0	0/2	0,00%	2	2	4,0	0	0	1	0	2	
1070		42,80			290/608	47,70%	94/250	37,60%	208/271	76,75%	258	149	16,28	208	124	197	48	332

		FC Barcelona																
Games	Points	Av.	Av.Time	2 P	3 P	1 P	DR.	OR	Av.	As	St	TO	BI	PF				
BODIROGA, D.	20	302	15,1	0:30	100/177	56,50%	8/26	30,77%	78/96	81,25%	75	21	4,8	23	10	37	1	39
DAVIS, D.	12	91	7,6	0:24	32/71	45,07%	0/1	0,00%	27/35	77,14%	43	29	6,0	15	11	23	2	37
DE LA FUENTE, R.	19	106	5,6	0:20	30/61	49,18%	7/31	22,58%	25/27	92,59%	37	19	2,9	12	20	14	4	31
DREJER, C.	11	43	3,9	0:12	12/23	52,17%	4/12	33,33%	7/8	87,50%	13	1	1,3	5	3	9	2	21
DUEÑAS, R.	10	61	6,1	0:18	23/47	48,94%	0/0		15/19	78,95%	27	27	5,4	1	8	15	4	15
ESPUÑA, R.	8	9	1,1	0:09	2/7	28,57%	0/1	0,00%	5/8	62,50%	8	3	1,4	1	0	1	0	16
FUCKA, G.	19	245	12,9	0:30	87/160	54,38%	6/21	28,57%	53/77	68,83%	83	38	6,4	17	14	44	18	56
GASOL, M.	6	30	5,0	0:16	10/17	58,82%	0/2	0,00%	10/14	71,43%	17	7	4,0	2	6	5	3	19
GRIMAU, R.	16	83	5,2	0:14	25/40	62,50%	6/24	25,00%	15/18	83,33%	32	4	2,3	11	10	7	1	31
ILIEVSKI, V.	20	194	9,7	0:27	39/82	47,56%	19/73	26,03%	59/72	81,94%	28	5	1,7	44	23	25	2	45
NAVARRO, J.C.	20	266	13,3	0:26	48/102	47,06%	32/81	39,51%	74/83	89,16%	28	11	2,0	38	25	29	0	40
SADA, V.	13	18	1,4	0:07	3/8	37,50%	2/3	66,67%	6/9	66,67%	10	4	1,1	8	6	7	1	9
TRIAS, J.	10	43	4,3	0:11	14/27	51,85%	2/6	33,33%	9/17	52,94%	15	13	2,8	2	6	7	3	14
VAN DE HARE, R.	3	0	0,0	0:05	0/1	0,00%	0/0		0/0	0,00%	3	0	1,0	0	0	0	0	3
ZIZIC, A.	5	43	8,6	0:18	13/29	44,83%	0/0		17/18	94,44%	11	13	4,8	3	1	1	0	10
1534		61,36			438/852	51,41%	86/281	30,60%	400/501	79,84%	430	195	25,00	182	143	224	41	386

		Fortitudo Climamio Bologna																
Games	Points	Av.	Av.Time	2 P	3 P	1 P	DR.	OR	Av.	As	St	TO	BI	PF				
BAGARIC, D.	19	92	4,8	0:14	38/72	52,78%	0/0		16/32	50,00%	58	22	4,2	11	20	28	13	54
BASILE, G.	20	252	12,6	0:30	28/55	50,91%	53/149	35,57%	37/41	90,24%	65	14	4,0	56	40	26	1	61
BELINELLI, M.	20	84	4,2	0:14	20/33	60,61%	11/30	36,67%	11/16	68,75%	13	11	1,2	21	10	11	1	38
CORTESE, R.	2	0	0,0	0:01	0/1	0,00%	0/0		0/0	0,00%	0	0	0,0	0	0	1	0	0
COTANI, S.	5	2	0,4	0:06	1/3	33,33%	0/1	0,00%	0/2	0,00%	0	1	0,2	2	3	4	0	6
DOUGLAS, R.	20	267	13,4	0:25	53/96	55,21%	37/90	41,11%	50/68	73,53%	57	21	3,9	20	21	34	6	49
LORBEC, E.	20	185	9,3	0:22	70/118	59,32%	7/19	36,84%	24/34	70,59%	59	39	4,9	17	23	18	17	52
MANCINELLI, S.	19	120	6,3	0:17	32/52	61,54%	13/28	46,43%	17/24	70,83%	45	16	3,2	27	12	14	4	44
MCCASKILL, A.	1	0	0,0	0:01	0/0		0/0		0/0	0,00%	0	0	0,0	0	1	1	0	1
PIAZZA, A.	2	3	1,5	0:02	1/1	100,00%	0/1	0,00%	1/1	100,00%	1	0	0,5	1	0	1	0	0
POZZECCO, G.	15	31	2,1	0:12	10/16	62,50%	1/15	6,67%	8/12	66,67%	9	4	0,9	48	12	42	0	35
RAMELLI, P.	1	0	0,0	0:03	0/1	0,00%	0/1	0,00%	0/0	0,00%	0	0	0,0	0	0	0	0	1
RANCIK, M.	16	144	9,0	0:23	49/105	46,67%	8/21	38,10%	22/31	70,97%	54	32	5,4	6	15	11	11	47
ROMBALDONI, R.	6	12	2,0	0:09	2/7	28,57%	2/8	25,00%	2/2	100,00%	1	2	0,5	1	2	8	1	10
SMODIS, M.	14	147	10,5	0:20	36/56	64,29%	15/34	44,12%	30/37	81,08%	43	14	4,1	11	21	23	7	49
VUJANIC, M.	20	331	16,6	0:29	59/97	60,82%	46/137	33,58%	75/96	78,13%	40	21	3,1	49	28	40	1	49
1670		66,80			399/713	55,96%	193/534	36,14%	293/396	73,99%	445	197	25,68	270	208	262	62	496

		Maccabi Elite Tel Aviv																
Games	Points	Av.	Av.Time	2 P	3 P	1 P	DR.	OR	Av.	As	St	TO	BI	PF				
BASTON, M.	24	350	14,6	0:23	133/195	68,21%	0/0		84/135	62,22%	82	52	5,6	14	34	34	37	84
BURSTEIN, T.	24	176	7,3	0:22	46/89	51,69%	21/61	34,43%	21/28	75,00%	57	10	2,8	59	20	27	1	70
DOTAN, A.	10	6	0,6	0:01	2/3	66,67%	0/1	0,00%	2/2	100,00%	0	0	0,0	0	0	0	0	1
GREEN, Y.	23	91	4,0	0:09	29/60	48,33%	0/0	33/43	76,74%	40	14	2,3	6	5	11	10	31	
HALPERIN, Y.	15	41	2,7	0:10	8/19	42,11%	6/14	42,86%	7/11	63,64%	11	6	1,1	10	7	5	1	20
JASIKVICIUS, S.	24	376	15,7	0:31	50/105	47,62%	55/138											



Olympiacos Piraeus BC

	Games	Points	Av.	Av.Time	2 P	3 P	1 P	DR.	OR	Av.	As	St	TO	BI	PF			
AGADAKOS, L.	14	91	6.5	0:20	30/56	53.57%	1/4	25.00%	28/42	66.67%	22	20	3.0	9	10	23	6	42
GORENC, B.	6	62	10.3	0:26	14/28	50.00%	8/17	47.06%	10/19	52.63%	16	6	3.7	22	6	9	1	16
GULYAS, R.	5	74	14.8	0:30	32/54	59.26%	0/1	0.00%	10/16	62.50%	12	12	4.8	5	1	7	9	16
JURKOVIC, I.	10	54	5.4	0:25	17/36	47.22%	4/27	14.81%	8/12	66.67%	27	21	4.8	9	10	11	3	31
KALAMPOKIS, I.	9	33	3.7	0:09	9/11	81.82%	3/8	37.50%	6/11	54.55%	7	0	0.8	3	4	6	1	17
KORONIOS, E.	4	25	6.3	0:12	1/3	33.33%	5/10	50.00%	8/10	80.00%	5	0	1.3	5	2	2	0	6
MASON, R.	6	73	12.2	0:26	10/23	43.48%	16/35	45.71%	5/6	83.33%	16	1	2.8	3	9	6	1	18
MISIAKOS, D.	4	4	1.0	0:07	1/4	25.00%	0/1	0.00%	2/4	50.00%	5	0	1.3	0	0	0	0	7
NORDGAARD, J.	4	10	2.5	0:12	1/7	14.29%	2/9	22.22%	2/4	50.00%	9	3	3.0	0	0	2	0	10
OVCINA, E.	8	35	4.4	0:20	15/38	39.47%	0/4	0.00%	5/13	38.46%	23	22	5.6	4	7	8	2	20
PAPANIKOLOPOULOS	37	23	0.62	0:09	1/1	100.00%	1/6	16.67%	2/2	100.00%	1	1	0.7	1	0	3	0	5
PERRY, M.	14	180	12.9	0:28	47/96	48.96%	14/35	40.00%	44/55	80.00%	32	10	3.0	30	9	31	1	32
POSTELL, L.	8	83	10.4	0:28	19/40	47.50%	8/24	33.33%	21/32	65.63%	21	11	4.0	14	9	12	3	25
PRINTZIS, G.	1	0	0.0	0:05	0/0	0.00%	0/0	0.00%	0/0	0.00%	0	0	0.0	0	0	0	0	0
SKLAVOS, E.	14	69	4.9	0:14	12/27	44.44%	8/23	34.78%	21/27	77.78%	31	12	3.1	11	4	13	1	29
TOMIC, M.	3	11	3.7	0:12	1/1	100.00%	3/11	27.27%	0/0	0.00%	3	1	1.3	1	1	0	0	3
VOUKTSEVITS, N.	7	79	11.3	0:28	16/37	43.24%	11/45	24.44%	14/21	66.67%	16	3	2.7	12	10	16	5	12
ZOROSKI, I.	13	127	9.8	0:25	28/51	54.90%	14/54	25.93%	29/34	85.29%	19	9	2.2	22	19	29	1	38
1017		40.68			254/513	49.51%	98/314	31.21%	215/308	69.81%	265	132	15.88	151	101	179	35	327



Opel Skyliners Frankfurt

	Games	Points	Av.	Av.Time	2 P	3 P	1 P	DR.	OR	Av.	As	St	TO	BI	PF			
BADIANE, M.	3	15	5.0	0:22	6/13	46.15%	0/0	0.00%	3/6	50.00%	13	6	6.3	0	5	3	5	7
DIARRA, I.	14	0	0.0	0:06	0/0	0.00%	0/0	0.00%	10/4	1.0	4	4	2	0	0	0	10	
ELLIS, T.	7	151	21.6	0:36	31/53	58.49%	23/53	43.40%	20/26	76.92%	24	9	4.7	13	13	18	0	23
KAVAKLIOGLU, A.	3	6	2.0	0:02	1/3	33.33%	0/0	0.00%	4/4	100.00%	0	0	0.0	1	1	2	0	1
KING, A.	9	30	3.3	0:18	13/26	50.00%	1/4	25.00%	1/6	16.67%	3	7	1.1	11	4	12	2	17
KLEEMICHEN, F.	1	0	0.0	0:02	0/0	0.00%	0/0	0.00%	0/0	0.00%	0	0	0.0	0	0	0	0	1
KRUEL, B.	13	63	4.8	0:13	21/41	51.22%	0/3	0.00%	21/29	72.41%	27	14	3.2	7	8	12	0	28
MARAS, R.	9	56	6.2	0:19	24/54	44.44%	0/0	0.00%	8/11	72.73%	23	11	3.8	3	3	15	2	21
MATINEN, J.	9	24	2.7	0:19	4/18	22.22%	3/25	12.00%	7/9	77.78%	11	8	2.1	1	4	5	3	25
OZKAN, H.	10	45	4.5	0:11	6/11	54.55%	8/11	72.73%	9/10	90.00%	16	3	1.9	2	0	2	2	18
PANTELIADIS, S.	13	86	6.6	0:20	22/36	61.11%	8/26	30.77%	18/31	58.06%	26	10	2.8	40	18	22	0	28
ROLLER, P.	14	155	11.1	0:36	22/67	32.84%	29/84	34.52%	24/27	88.89%	18	11	2.1	50	15	45	1	24
SLJIVANCANIN, M.	13	86	6.6	0:19	10/23	43.48%	19/50	38.00%	9/11	81.82%	12	6	1.4	6	16	20	0	32
TODIC, M.	7	14	2.0	0:07	5/7	71.43%	0/1	0.00%	4/4	100.00%	8	8	2.3	2	2	6	0	10
WILLIAMS, C.	14	265	18.9	0:34	100/190	52.63%	3/23	13.04%	56/81	69.14%	73	23	6.9	38	39	40	10	39
996		39.84			265/542	48.89%	94/281	33.45%	184/255	72.16%	264	120	15.36	178	132	204	25	284



Panathinaikos Athens

	Games	Points	Av.	Av.Time	2 P	3 P	1 P	DR.	OR	Av.	As	St	TO	BI	PF			
ALVERTIS, F.	20	169	8.5	0:18	21/49	42.86%	32/67	47.76%	31/41	75.61%	20	7	1.4	14	13	16	3	53
BATISTE, M.	24	274	11.4	0:23	96/165	58.18%	11/31	35.48%	49/67	73.13%	80	36	4.8	17	24	42	4	61
BAXTER, L.	11	48	4.4	0:09	19/28	67.86%	0/0	0.00%	10/21	47.62%	18	6	2.2	0	6	11	2	20
CHATZIVRETTAS, N.	21	138	6.6	0:18	24/43	55.81%	16/42	38.10%	42/56	75.00%	21	7	1.3	19	9	22	2	54
DIAMANTIDIS, D.	25	213	8.5	0:27	47/80	58.75%	21/45	46.67%	56/79	70.89%	69	24	3.7	78	51	57	15	76
FEMERLING, P.	23	107	4.7	0:13	25/49	51.02%	0/0	0.00%	57/76	75.00%	50	26	3.3	6	10	28	10	44
KALAITZIS, G.	22	44	2.0	0:11	7/18	38.89%	5/24	20.83%	15/16	93.75%	18	7	1.1	20	7	15	1	48
KUTLUAY, I.	10	94	9.4	0:20	13/30	43.33%	17/38	44.74%	17/22	77.27%	10	6	1.6	7	8	14	1	26
LAKOVIC, J.	25	377	15.1	0:31	63/117	53.85%	42/119	35.29%	125/149	83.89%	38	14	2.1	70	34	57	0	74
MIDDLETON, D.	5	40	8.0	0:20	15/24	62.50%	0/0	0.00%	10/13	76.92%	4	8	2.4	2	8	6	0	20
MURRAY, T.	8	72	9.0	0:16	8/12	66.67%	17/36	47.22%	5/9	55.56%	17	1	2.3	5	8	5	6	17
PAPANIKOLAOU, D.	15	26	1.7	0:06	7/13	53.85%	3/5	60.00%	3/11	27.27%	7	5	0.8	6	4	3	1	21
SAKOTA, N.	7	16	2.3	0:07	1/4	25.00%	4/11	36.36%	2/2	100.00%	4	5	1.3	1	1	2	0	15
SCEPANOVIC, V.	23	221	9.6	0:23	42/76	55.26%	26/74	35.14%	59/67	88.06%	17	5	1.0	26	13	36	1	46
TSARTSARIS, K.	25	192	7.7	0:19	57/97	58.76%	12/33	36.36%	42/65	64.62%	76	32	4.3	19	15	24	9	80
2031		81.24			445/805	55.28%	206/525	39.24%	523/694	75.36%	449	189	25.52	290	211	338	55	655



Partizan Pivara MB Belgrade

	Games	Points	Av.	Av.Time	2 P	3 P	1 P	DR.	OR	Av.	As	St	TO	BI	PF			
AVDALOVIC, V.	10	131	13.1	0:33	19/39	48.72%	18/39	46.15%	39/50	78.00%	23	4	2.7	41	21	18	1	32
BAKIC, B.	7	12	1.7	0:07	1/4	25.00%	2/3	66.67%	4/6	66.67%	5	0	0.7	0	3	5	0	18
BOGDANOVIC, L.	14	108	7.7	0:20	23/48	47.92%	15/42	35.71%	17/21	80.95%	40	9	3.5	10	9	21	1	31
BOROVNJAK, D.	6	25	4.2	0:17	8/15	53.33%	0/0	0.00%	9/10	90.00%	9	3	2.0	1	6	6	1	28
BOZIC, P.	12	29	2.4	0:15	4/16	25.00%	6/20	30.00%	3/5	60.00%	12	7	1.6	18	13	8	1	33
BOZOVIC, S.	10	52	5.2	0:16	11/22	50.00%	8/26	30.77%	6/8	75.00%	16	11	2.7	2	7	6	1	32
ERDEN, S.	10	30	3.0	0:12	11/25	44.00%	0/1	0.00%	8/18	44.44%	13	10	2.3	4	4	16	5	28
GUROVIC, M.	6	55	9.2	0:27	7/21	33.33%	8/34	23.53%	17/23	73.91%	6	8	2.3	6	8	16	0	10
MARKOVIC, M.	3	7	2.3	0:03	0/0	0.00%	0/1	0.00%	7/8	87.50%	3	0	1.0	0	0	0	0	0
MILJOJEVIC, D.	6	125	20.8	0:35	45/66	68.18%	0/5	0.00%	35/50	70.00%	45	24	11.5	20	21	28	2	22
PEROVIC, K.	12	109	9.1	0:25	38/87	43.68%	0/1	0.00%	33/53	62.26%	31	25	4.7	11	15	22	11	

Scavolini Basket Pesaro																				
Games	Points	Av.	Av.Time	2 P	3 P	1 P	DR.	OR.	Av.	As	St	TO	BI	PF						
ARCHIBALD, R.	19	191	10,1	0:19	63/101	62,38%	0/2	0,00%	65/95	68,42%	60	53	5,9	13	25	32	5	75		
DJORDJEVIC, A.	2	8	4,0	0:11	1/1	100,00%	2/5	40,00%	0/0		1	0	0,5	3	2	3	0	2		
FORREST, J.	3	7	2,3	0:09	3/9	33,33%	0/0		1/2	50,00%	5	1	2,0	0	2	3	0	4		
FROSINI, A.	20	86	4,3	0:18	30/80	37,50%	0/0		26/37	70,27%	41	27	3,4	5	12	11	9	58		
GIGENA, S.	13	42	3,2	0:07	17/23	73,91%	1/19	5,26%	5/6	83,33%	6	14	1,5	1	12	5	0	9		
LAGIOIA, A.	1	0	0,0	0:00	0/0	0,00%	0/0		0/0		0	0	0,0	0	0	0	0	0		
MALAVENTURA, M.	22	93	4,2	0:19	11/31	35,48%	20/68	29,41%	11/12	91,67%	22	10	1,5	15	9	9	0	44		
MILIC, M.	22	228	10,4	0:26	86/172	50,00%	2/8	25,00%	50/81	61,73%	52	49	4,6	48	35	37	0	69		
MOTTOLA, H.	22	301	13,7	0:28	75/151	49,67%	27/72	37,50%	70/84	83,33%	92	20	5,1	19	22	36	10	85		
PENN, J.	14	179	12,8	0:33	48/100	48,00%	20/59	33,90%	23/38	60,53%	32	8	2,9	54	30	28	1	36		
RANNIKKO, T.	19	81	4,3	0:18	4/9	44,44%	18/57	31,58%	19/22	86,36%	22	3	1,3	23	20	15	0	43		
RESS, T.	22	93	4,2	0:14	34/54	62,96%	2/7	28,57%	19/29	65,52%	48	23	3,2	2	17	10	12	42		
SCARONE, G.	8	21	2,6	0:15	2/9	22,22%	3/17	17,65%	8/10	80,00%	7	3	1,3	12	7	10	0	13		
SMITH, C.	20	413	20,7	0:34	73/147	49,66%	70/181	38,67%	57/74	77,03%	48	14	3,1	45	50	42	13	47		
TOMASSINI, G.	1	0	0,0	0:01	0/0	0,00%	0/1	0,00%	0/0		0	0	0,0	0	0	0	0	0		
1743	69,72	447/887	50,39%	165/497	33,20%	354/490	72,24%	436	225	26,44	240	243	241	50	527					

Unicaja																				
Games	Points	Av.	Av.Time	2 P	3 P	1 P	DR.	OR.	Av.	As	St	TO	BI	PF						
BREMER, E.	14	169	12,1	0:31	40/88	45,45%	15/56	26,79%	44/53	83,02%	36	8	3,1	35	14	36	1	42		
CABEZAS, C.	14	91	6,5	0:21	21/36	58,33%	8/33	24,24%	25/31	80,65%	24	8	2,3	26	12	27	1	33		
ENIKIS, G.	8	25	3,1	0:09	9/16	56,25%	2/9	22,22%	1/2	50,00%	7	4	1,4	0	2	0	4	11		
GARBAJOSA, J.	13	182	14,0	0:32	41/92	44,57%	16/46	34,78%	52/65	80,00%	73	29	7,8	22	21	24	12	27		
HERRMANN, W.	11	86	7,8	0:16	22/38	57,89%	10/22	45,45%	12/17	70,59%	16	8	2,2	7	4	10	1	14		
LAZARO CORRAL, J.	4	13	3,3	0:13	4/7	57,14%	1/6	16,67%	2/2	100,00%	2	2	1,0	4	2	2	0	9		
PERUJO, F.	2	2	1,0	0:03	0/0	0,00%	2/2	100,00%	0/0		0	0	0,0	0	1	0	0	3		
PIETRUS, F.	14	37	2,6	0:14	8/18	44,44%	3/9	33,33%	12/22	54,55%	43	11	3,9	9	11	11	7	26		
RISACHER, S.	13	130	10,0	0:22	30/50	60,00%	14/37	37,84%	28/35	80,00%	29	7	2,8	15	5	17	0	12		
RODRIGUEZ, B.	12	89	7,4	0:18	15/27	55,56%	14/36	38,89%	17/19	89,47%	13	1	1,2	13	3	15	0	40		
ROOKS, S.	4	19	4,8	0:14	8/19	42,11%	0/0		3/3	100,00%	6	8	3,5	2	0	2	3	8		
SANCHEZ BROWN, J.	10	64	6,4	0:21	17/33	51,52%	7/20	35,00%	9/13	69,23%	27	7	3,4	29	17	23	0	18		
TABAK, Z.	4	13	3,3	0:16	4/11	36,36%	0/0		5/10	50,00%	10	5	3,8	0	2	11	1	11		
VAZQUEZ, F.	14	110	7,9	0:18	47/67	70,15%	0/1	0,00%	16/22	72,73%	33	25	4,1	7	2	14	21	40		
1030	41,20	266/502	52,99%	90/277	32,49%	228/296	77,03%	319	123	17,68	169	96	192	51	294					

Tau Cerámica Vitoria																				
Games	Points	Av.	Av.Time	2 P	3 P	1 P	DR.	OR.	Av.	As	St	TO	BI	PF						
BETTS, A.	19	73	3,8	0:12	27/55	49,09%	0/0	19/27	70,37%		35	18	2,8	7	5	15	5	42		
CALDERON, J.M.	22	256	11,6	0:26	51/92	55,43%	32/76	42,11%	58/69	84,06%	52	23	3,4	58	32	29	0	61		
CONLEY, R.	16	104	6,5	0:15	17/48	35,42%	14/39	35,90%	28/39	71,79%	23	5	1,8	16	15	24	0	31		
DAVID, K.	23	251	10,9	0:26	88/166	53,01%	3/6	50,00%	66/75	88,00%	76	37	4,9	23	18	24	11	64		
GABINI, R.	14	36	2,6	0:08	8/20	40,00%	6/24	25,00%	2/2	100,00%	12	3	1,1	4	6	6	0	25		
HANSEN, T.	21	148	7,0	0:17	25/58	43,10%	27/61	44,26%	17/20	85,00%	33	20	2,5	19	17	14	3	48		
MACJAJUSKAS, A.	22	393	17,9	0:30	66/117	56,41%	51/127	40,16%	108/118	91,53%	42	8	2,3	61	33	50	2	48		
PRIGIONI, P.	21	92	4,4	0:19	11/18	61,11%	15/48	31,25%	25/28	89,29%	38	5	2,0	63	24	28	1	41		
QUINTERO, O.	2	18	9,0	0:08	6/7	85,71%	1/1	100,00%	3/5	60,00%	4	0	2,0	0	0	2	0	0		
SCOLA, L.	24	363	15,1	0:28	146/255	57,25%	0/4	0,00%	71/105	67,62%	103	52	6,5	45	32	63	17	93		
SPLITTER, T.	19	133	7,0	0:17	48/90	53,33%	0/0		37/76	48,68%	53	33	4,5	18	14	24	14	57		
VIDAL, S.	24	135	5,6	0:22	26/52	50,00%	13/42	30,95%	44/54	81,48%	50	13	2,6	44	32	31	1	32		
2002	80,08	519/978	53,07%	162/428	37,85%	478/618	77,35%	521	217	29,52	358	228	310	54	542					

Union Olimpija Ljubljana																				
Games	Points	Av.	Av.Time	2 P	3 P	1 P	DR.	OR.	Av.	As	St	TO	BI	PF						
BAZDARIC, M.	14	215	15,4	0:28	38/72	52,78%	34/87	39,08%	37/48	77,08%	56	7	4,5	22	11	27	0	42		
BOCEVSKI, D.	14	169	12,1	0:25	44/78	56,41%	16/41	39,02%	33/47	70,21%	44	27	5,1	10	9	25	2	47		
BOISA, V.	14	221	15,8	0:33	66/124	53,23%	14/49	28,57%	47/78	60,26%	57	31	6,3	5	11	18	0	43		
DROBNJAK, D.	13	49	3,8	0:16	19/30	63,33%	0/3	0,00%	11/18	61,11%	20	21	3,2	7	10	14	2	34		
JERSIN, B.	1	0	0,0	0:00	0/0	0,00%	0/0		0/0		0	0	0,0	0	0	0	0	0		
JOHNSON, N.	1	0	0,0	0:05	0/1	0,00%	0/0		0/0		2	0	2,0	0	0	0	0	0		
MANCE, M.	13	76	5,8	0:18	21/37	56,76%	9/24	37,50%	7/10	70,00%	22	10	2,5	8	5	12	0	22		
MARKOISHVILI, M.	8	18	2,3	0:10	4/10	40,00%	0/7	0,00%	10/11	90,91%	7	4	1,4	2	2	2	0	20		
MCLINTON, D.	6	25	4,2	0:15	4/8	50,00%	3/13	23,08%	8/8	100,00%	1	0	0,2	4	3	6	0	9		
MIHALIC, J.	1	0	0,0	0:00	0/0	0,00%	0/0		0/0		0	0	0,0	0	0	0	0	0		
OZBOLT, S.	14	166	11,9	0:32	31/83	37,35%	20/54	37,04%	44/58	75,86%	27	8	2,5	27	30	32	4	46		
PAVIC, S.	7	16	2,3	0:09	5/18	27,78%	1/1	100,00%	3/3	100,00%	4	6	1,4	1	6	6	2	9		
RODRIGUEZ, A.	14	85	6,1	0:31	19/38	50,00%	10/31	32,26%	17/22	77,27%	28	9	2,6	46	24	25	0	47		
1040	41,60	251/499	50,30%	107/310	34,52%	217/303	71,62%	268	123	15,64	132	111	167	10	319					

Ülker Sports Club Istanbul																				
Games	Points	Av.	Av.Time	2 P	3 P	1 P	DR.	OR.	Av.	As	St	TO	BI	PF						
AÇIK, T.	22	64	2,9	0:10	14/26	53,85%	9/27	33,33%	9/12	75,00%	15	2	0,8	30	15	18	0	40		
ERDOGAN, S.	22	367	16,7	0:31	67/139	48,20%	61/138	44,20%	50/66	75,76%	46	6	2,4	55	17	39	2	46		
GLOVER, M.	14	120	8,6	0:23	35/75	46,67%	9/37	24,32%	23/37	62,16%	36	9	3,2	21	14	24	5	34		
GÖNLÜM, K.	22	177	8,0	0:24	73/123	59,35%	0/0		31/65	47,69%	95	63	7,2	23	15	41	10	76		
ILYASOVA, E.	6	10	1,7	0:04	3/6	50,00%	1/9	11,11%	1/2	50,00%	1	2	0,5	0	0	1	0	7		
JACKSON, D.	4	7	1,8	0:10	1/6	16,67%	1/4	25,00%	2/4	50,00%	3	0	0,8	2	0	1	0	3		
PRASKEVICIUS, V.	22	118	5,4	0:17	15/31	48,39%	27/67	40,30%	7/12	58,33%	54	14	3,1	13	14	11	1	46		
SAVAS, O.	2	4	2,0	0:05	1/1	100,00%	0/0		2/4	50,00%	0	1	0,5	1	0	1	0	0		
SOLAK, F.	16	23	1,4	0:05	9/16	56,25%	0/0		5/14	35,71%	10	11	1,3	2	1	9	9	21		
STOMBERGAS, S.	22	227	10,3	0:29	50/95	52,63%	32/107	29,91%	31/37	83,78%	58	19	3,5	23	29	33	3	68		
TUNÇERI, K.	22	190	8,6	0:29	51/99	51,52%	18/73	24,66%	34/41	82,93%	49	6	2,5	80						



« **EUROLEAGUE MVP**

Anthony Parker
Maccabi Tel Aviv

» **FINAL FOUR MVP**

Theodoros Papaloukas
CSKA Moscow



■ **CLUB EXECUTIVE
OF THE YEAR**
Sergey Kushchenko
CSKA Moscow

■ **ALEKSANDER GOMELSKY
COACH OF THE YEAR
TROPHY**

Ettore Messina
CSKA Moscow

■ **EUROLEAGUE
BEST DEFENDER**

Dimitrios Diamantidis
Panathinaikos Athens

■ **EUROLEAGUE
RISING STAR**

Andrea Bargnani
Benetton Basket Treviso

■ **ALPHONSO FORD
TOP SCORER TROPHY**
Drew Nicholas
Benetton Basket Treviso

EUROLEAGUE PLAYERS OF THE WEEK

REGULAR SEASON

WEEK 1	DEJAN MILOJEVIC	Partizan Belgrade	WEEK 7	SCOONIE PENN	Cibona Zagreb
	NIKOLA VUJIC	Maccabi Tel Aviv	WEEK 8	SPENCER NELSON	GHP Bamberg
WEEK 2	VASILIS SPANOULIS	Panathinaikos Athens	WEEK 9	ANDRIJA ZIZIC	Olympiacos Piraeus
WEEK 3	MARKO POPOVIC	Efes Pilsen Istanbul	WEEK 10	MIKE BATISTE	Panathinaikos Athens
WEEK 4	MACEO BASTON	Maccabi Tel Aviv	WEEK 11	LOUIS BULLOCK	Real Madrid
WEEK 5	DEJAN MILOJEVIC	Partizan Belgrade	WEEK 12	MARKO POPOVIC	Efes Pilsen Istanbul
	RICARDO GREER	Strasbourg	WEEK 13	TYUS EDNEY	Olympiacos Piraeus
WEEK 6	HARIS MUJEZINOVIC	Lietuvos rytas Vilnius		FELIPE REYES	Real Madrid
	ANTHONY PARKER	Maccabi Tel Aviv	WEEK 14	SCOONIE PENN	Cibona Zagreb

TOP 16

WEEK 1	ANTHONY PARKER	Maccabi Tel Aviv	WEEK 4	MACEO BASTON	Maccabi Tel Aviv
WEEK 2	IGOR RAKOCEVIC	Real Madrid		NIKSA PRKACIN	Efes Pilsen Istanbul
	SOFOKLIS SCHORTSANITIS	Olympiacos P.		ANTONIO GRANGER	Efes Pilsen Istanbul
WEEK 3	JORGE GARBAJOSA	Unicaja Malaga	WEEK 5	IGOR RAKOCEVIC	Real Madrid
			WEEK 6	HENRY DOMERCANT	Ulker Istanbul
				MACEO BASTON	Maccabi Tel Aviv

QUARTERFINALS

GAME 1-2	VASILIS SPANOULIS	Panathinaikos Athens	GAME 3	MICHALIS KAKIOUZIS	Winterthur FCB
----------	--------------------------	----------------------	--------	---------------------------	----------------



All-Euroleague Team

ALL-EUROLEAGUE 1 ST TEAM		ALL-EUROLEAGUE 2 ND TEAM	
THEODOROS PAPALOUKAS	CSKA Moscow	PABLO PRIGIONI	TAU Cerámica Vitoria
JUAN CARLOS NAVARRO	Winterthur FCB	VASILIS SPANOULIS	Panathinaikos Athens
ANTHONY PARKER	Maccabi Tel Aviv	TRAJAN LANGDON	CSKA Moscow
LUIS SCOLA	TAU Cerámica Vitoria	JORGE GARBAJOSA	Unicaja Malaga
NIKOLA VUJCIC	Maccabi Tel Aviv	DARIJUS LAVRINOVIC	Zalgiris Kaunas

FINAL FOUR

Semifinal 1

PRAGUE • April 28, 2006

MACCABI TEL AVIV • TAU CERÁMICA VITORIA 85-70 (24-17, 27-15, 22-16, 12-22)

- **MACCABI TEL AVIV:** Tel Aviv: Baston 20, Sharp, Vujcic 16, Parker 19, Burstein 12, Shason, Solomon 9, Penney, Arnold 9, Green. **DNP:** Fanan, Casspi. **Coach:** Gershon.
- **TAU CERÁMICA:** Scola 17, Prigioni, Hansen 15, Vidal 2, Ukic 8, Erdogan 12, Drobnjak 2, David 12, Splitter 2, Jacobsen. **DNP:** Chalmers, Grimau J.. **Coach:** Perasovic.

Referees: Brazauskas (Lithuania), Koukoulekidis (Greece), Belosevic (Serbia & Montenegro)

Semifinal 2

PRAGUE • April 28, 2006

WINTERTHUR FCB • CSKA MOSCOW 75-84 (20-15, 18-19, 14-23, 23-27)

- **WINTERTHUR FCB:** Basile 8, Fucka 2, Trias 4, Marconato 7, Williams 24, Navarro 10, Cota, De la Fuente, Kakiouzis 5, Thornton 15, Grimau R.. **DNP:** Gasol. **Coach:** Ivanovic
- **CSKA MOSCOW:** Papaloukas 19, Kurbanov, Panov 4, Smodis 17, Vanterpool 7, Holden 19, Savrasenko, Langdon 13, Van den Spiegel 5. **DNP:** Zavourev, Pashutin, Dyachok. **Coach:** Messina.

Referees: Jungenbrand (Finland), Zavlanos (Greece), Facchini (Italy)

Third Place Final

PRAGUE • April 30, 2006

WINTERTHUR FCB • TAU CERÁMICA VITORIA 82-87 (19-26, 17-21, 24-15, 22-25)

- **WINTERTHUR FCB:** Basile, Fucka 20, Trias 2, Marconato 2, Williams 8, Navarro 20, Cota 6, Kakiouzis 2, Thornton 18, Gasol, Grimau R. 4. **DNP:** Sada. **Coach:** Ivanovic
- **TAU CERÁMICA:** Scola 11, Prigioni 8, Hansen 15, Vidal 2, Ukic 9, Erdogan 14, Drobnjak 19, David 7, Jacobsen 2. **DNP:** Chalmers, Grimau J., Garcia. **Coach:** Perasovic.

Referees: Zavlanos (Greece), Jovic (Serbia & Montenegro), Sahin (Turkey)

Final

PRAGUE • April 30, 2006

CSKA MOSCOW • MACCABI TEL AVIV 73-69 (18-18, 17-12, 14-18, 24-21)

- **CSKA MOSCOW:** Papaloukas 18, Panov, Smodis 12, Vanterpool 16, Holden 6, Savrasenko 10, Langdon 11, Van den Spiegel. **DNP:** Kurbanov, Zavourev, Pashutin, Dyachok. **Coach:** Messina.
- **MACCABI TEL AVIV:** Baston 6, Sharp 3, Vujcic 4, Parker 10, Burstein 9, Shason, Solomon 20, Penney 3, Arnold 14. **DNP:** Dotan, Casspi, Green. **Coach:** Gershon.

Referees: Jungenbrand (Finland), Koukoulekidis (Greece), Belosevic (Serbia & Montenegro)

REGULAR SEASON

RESULTS		
GROUP A	GROUP B	GROUP C
DAY 1-8	DAY 1-8	DAY 1-8
Olimpija-Zalgiris 75-78, 79-80	Maccabi-Prokom 95-68, 81-59	Partizan-Pau Orthez 57-82, 69-77
TAU-Climamio 77-69, 66-86	Cibona-Lietuvos rytas 68-57, 52-80	Real Madrid-Unicaja 88-77, 61-71
AEK-Strasbourg 73-71, 66-70	Milano-Efes Pilsen 66-71, 57-85	Ulker-Panathinaikos 66-82, 69-85
Benetton-Bamberg 76-68, 85-92	Winterthur-Olympiacos 86-70, 68-80	CSKA-Montepaschi 69-74, 75-66
DAY 2-9	DAY 2-9	DAY 2-9
Bamberg-Olimpija 81-80, 59-57	Olympiacos-Maccabi 83-78, 95-101	Montepaschi-Partizan 66-59, 73-75
Strasbourg-Benetton 76-78, 78-83	Efes Pilsen-Winterthur 66-63, 74-79	Panathinaikos-CSKA 92-82, 89-84
Climamio-AEK 88-55, 75-82	Lietuvos rytas-Milano 59-65, 101-95	Unicaja-Ulker 70-57, 83-76
Zalgiris-TAU 63-58, 73-94	Prokom-Cibona 80-64, 61-71	Pau-Real Madrid 50-69, 83-79
DAY 3-10	DAY 3-10	DAY 3-10
Olimpija-TAU 70-87, 63-91	Maccabi-Cibona 83-74, 94-66	Partizan-Real Madrid 63-75, 68-85
AEK-Zalgiris 80-65, 70-87	Milano-Prokom 71-92, 60-73	Ulker-Pau Orthez 87-55, 95-85
Benetton-Climamio 94-84, 65-84	Winterthur-Lietuvos rytas 91-97, 71-61	CSKA-Unicaja 87-63, 72-77
Bamberg-Strasbourg 73-60, 71-68	Olympiacos-Efes Pilsen 75-78, 69-77	Montepaschi-Panathin. 78-82, 79-89
DAY 4-11	DAY 4-11	DAY 4-11
Strasbourg-Olimpija 90-82, 68-82	Efes Pilsen-Maccabi 90-88, 81-88	Panathinaikos-Partizan 81-62, 94-93
Climamio-Bamberg 94-64, 76-67	Lietuvos rytas-Olympiacos 78-67, 63-65	Unicaja-Montepaschi 82-60, 82-70
Zalgiris-Benetton 88-70, 76-82	Prokom-Winterthur 60-65, 80-99	Pau Orthez-CSKA 55-69, 74-97
TAU-AEK 77-62, 87-60	Cibona-Milano 67-60, 64-84	Real Madrid-Ulker 70-58, 79-75
DAY 5-12	DAY 5-12	DAY 5-12
Olimpija-AEK 81-72, 77-68	Maccabi-Milano 96-95, 71-94	Partizan-Ulker 85-69, 64-100
Benetton-TAU 92-96, 73-91	Winterthur-Cibona 97-53, 77-57	CSKA-Real Madrid 64-52, 80-71
Bamberg-Zalgiris 72-79, 65-86	Olympiacos-Prokom 70-65, 77-79	Montepaschi-Pau 77-72, 79-83
Strasbourg-Climamio 75-78, 47-71	Efes Pilsen-Lietuvos rytas 51-72, 74-65	Unicaja-Panathinaikos 82-79, 95-93
DAY 6-13	DAY 6-13	DAY 6-13
Olimpija-Climamio 87-80, 65-68	Maccabi-Lietuvos rytas 86-92, 83-88	Partizan-Unicaja 67-86, 79-83
Zalgiris-Strasbourg 72-63, 73-68	Prokom-Efes Pilsen 75-82, 61-76	Pau Orthez-Panathin. 67-82, 62-94
TAU-Bamberg 77-59, 73-68	Cibona-Olympiacos 74-62, 70-99	Real Madrid-Montepas. 65-61, 74-77
AEK-Benetton 57-83, 83-103	Milano-Winterthur 70-58, 77-75	Ulker-CSKA 49-82, 51-74
DAY 7-14	DAY 7-14	DAY 7-14
Benetton-Olimpija 81-66, 77-95	Winterthur-Maccabi 78-88, 72-88	CSKA-Partizan 89-58, 92-79
Bamberg-AEK 71-61, 65-51	Olympiacos-Milano 89-67, 84-75	Montepaschi-Ulker 70-74, 71-74
Strasbourg-TAU 84-76, 54-80	Efes Pilsen-Cibona 71-77, 49-60	Panathi.-Real Madrid 87-71, 90-73
Climamio-Zalgiris 75-64, 86-81	Lietuvos rytas-Prokom 82-69, 73-75	Unicaja-Pau Orthez 81-73, 68-53

STANDINGS								
GROUP A	W-L	+/-	GROUP B	W-L	+/-	GROUP C	W-L	+/-
TAU*	11-3	+154	Maccabi*	9-5	+85	Unicaja*	12-2	+85
Climamio*	10-4	+125	Efes Pilsen*	9-5	+30	Panathinaikos*	12-2	+156
Zalgiris*	9-5	+28	L. Rytas*	8-6	+56	CSKA Moscow*	10-4	+166
Benetton*	8-6	+8	Winterthur FCB*	7-7	+58	Real Madrid*	7-7	+8
Bamberg*	7-7	-48	Olympiacos*	7-7	+26	Ulker*	5-9	-55
Olimpija	5-9	-21	Cibona*	6-8	-137	Montepaschi	4-10	-54
Strasbourg	3-11	-86	Prokom Trefl	5-9	-69	Pau-Orthez	4-10	-132
AEK	3-11	-160	Milano	5-9	-49	Partizan	2-12	-174
*Qualified to Top 16			*Qualified to Top 16			*Qualified to Top 16		



REGULAR SEASON

STATS LEADERS									
INDEX RATING					2 POINTS SHOOTING				
R	Name	Team	G	TOT. AVG	R	Name	Team	G SHOTS	MADE PCT
1	MILOJEVIC	Partizan	12	283 23.58	1	BATISTE	Panathinaikos	14 108	76 70.4
2	PARKER	Maccabi	14	287 20.50	2	PAPALOUKAS	CSKA	14 51	35 68.6
3	SCOLA	TAU	14	270 19.28	3	DIAMANTIDIS	Panathinaikos	14 50	34 68.0
4	LAVRINOVIC	Zalgiris	14	265 18.92	4	MASIULIS	Prokom Trefl	14 39	26 66.7
5	GARBAJOSA	Unicaja	14	263 18.78	5	RODRIGUEZ	Unicaja	13 38	25 65.8
POINTS					3 POINTS SHOOTING				
R	Name	Team	G	TOT. AVG	R	Name	Team	G SHOTS	MADE PCT
1	NICHOLAS	Benetton	14	261 18.6	1	GALANDA	Milano	14 41	22 53.6
2	SOLOMON	Maccabi	14	234 16.7	2	HELMANIS	Bamberg	14 35	17 48.6
3	MILOJEVIC	Partizan	12	197 16.4	3	HANSEN	TAU	12 65	31 47.7
4	BULLOCK	Real Madrid	12	195 16.3	4	RAKOCEVIC	Real Madrid	11 59	28 47.4
5	LAKOVIC	Panathinaikos	13	211 16.2	5	NICHOLAS	Benetton	14 93	44 47.3
REBOUNDS					1 POINT SHOOTING				
R	Name	Team	G	OFFDEF. TOT. AVG	R	Name	Team	G SHOTS	MADE PCT
1	MILOJEVIC	Partizan	12	76 45 121 10.1	1	STEFANOV	Ulker	14 31	29 93.5
2	TURKCAN	Ulker	10	67 31 98 9.8	2	BURSTEIN	Maccabi	14 29	27 93.1
3	REYES	Real Madrid	13	82 38 120 9.2	3	ANDERSEN	CSKA	12 48	44 91.7
4	NELSON	Bamberg	14	85 41 126 9.0	4	HALPERIN	Olimpija	14 40	36 90.0
5	LAVRINOVIC	Zalgiris	14	90 25 115 8.2	5	DAVID	TAU	14 38	34 89.4
ASSISTS					RECEIVED FOULS				
R	Name	Team	G	TOT. AVG	R	Name	Team	G	TOT. AVG
1	PRIGIONI	TAU	14	97 6.9	1	MILOJEVIC	Partizan	12	107 8.9
2	VUJCIC	Maccabi	13	60 4.6	2	LAKOVIC	Panathinaikos	13	74 5.7
3	EDNEY	Olympiacos	14	64 4.6	3	BROWN	Unicaja	14	79 5.6
4	COOPER	Pau-Orthez	14	59 4.2	4	PEKER	Efes Pilsen	14	78 5.6
5	PAPALOUKAS	CSKA	14	58 4.1	5	SCOLA	TAU	14	71 5.1
BLOCKS					COMMITTED FOULS				
R	Name	Team	G	TOT. AVG	R	Name	Team	G	TOT. AVG
1	LAVRINOVIC	Zalgiris	14	38 2.7	1	ENSMINGER	Bamberg	14	53 3.8
2	HAISLIP	Ulker	13	24 1.8	2	STONEROOK	Montepaschi	13	49 3.8
3	JAVTOKAS	L. Rytas	14	23 1.6	3	PELEKANOS	AEK	11	41 3.7
4	HAMILTON	Real Madrid	14	21 1.5	4	WATSON	Climamio	14	51 3.6
5	GOREE	Benetton	14	18 1.3	5	ANDRIC	Cibona	13	47 3.6
STEALS									
R	Name	Team	G	TOT. AVG					
1	TREPAGNIER	Ulker	14	49 3.5					
2	GREEN	Climamio	12	33 2.8					
3	DIAMANTIDIS	Panathinaikos	14	37 2.6					
4	PRIGIONI	TAU	14	35 2.5					
5	GREER	Strasbourg	14	34 2.4					

TOP 16

RESULTS									
GROUP D		GROUP E		GROUP F		GROUP G			
DAY 1-4 Olympiacos-Unicaja 87-84, 87-75 Zalgiris-Winterthur FCB 85-86, 69-81		DAY 1-4 Real Madrid-Maccabi 90-75, 58-73 Climamio-Ulker 87-69, 80-84		DAY 1-4 Lietuvos rytas-CSKA 48-66, 69-79 Bamberg-TAU 72-77, 51-71		DAY 1-4 Efes Pilsen-Benetton 80-68, 87-94 Cibona-Panathinaikos 72-70, 69-88			
DAY 2-6 Unicaja-Winterthur FCB 68-71, 73-60 Olympiacos-Zalgiris 78-69, 99-72		DAY 2-6 Maccabi-Ulker 84-74, 88-66 Real Madrid-Climamio 92-76, 61-66		DAY 2-6 CSKA-TAU 82-76, 63-70 Lietuvos rytas-Bamberg 79-67, 72-56		DAY 2-6 Benetton-Panathinaikos 76-69, 70-81 Efes Pilsen-Cibona 63-69, 84-77			
DAY 3-5 Zalgiris-Unicaja 66-79, 64-68 Winterthur FCB-Olympiacos 76-72, 74-67		DAY 3-5 Climamio-Maccabi 84-89, 76-82 Ulker-Real Madrid 69-71, 53-74		DAY 3-5 Bamberg-CSKA 64-75, 64-76 TAU-Lietuvos rytas 86-89, 63-65		DAY 3-5 Cibona-Benetton 91-80, 80-88 Panathinaikos-Efes Pilsen 73-76, 66-56			
STANDINGS									
GROUP D	W-L +/-	GROUP E	W-L +/-	GROUP F	W-L +/-	GROUP G	W-L +/-		
Winterthur FCB*	5-1 +14	Maccabi*	5-1 +43	CSKA Moscow*	5-1 +50	Panathinaikos*	3-3 +28		
Olympiacos*	4-2 +40	Real Madrid*	4-2 +34	TAU*	4-2 +31	Efes Pilsen*	3-3 -1		
Unicaja	3-3 +12	Climamio	2-4 -8	L. Rytas	3-3 -5	Benetton	3-3 -12		
Zalgiris	0-6 -66	Ulker	1-5 -69	Bamberg	0-6 -76	Cibona	3-3 -15		
*Qualified to quarterfinals									
STATS LEADERS									
POINTS					BLOCKS				
R	Name	Team	G	TOT. AVG	R	Name	Team	G	TOT. AVG
1	PENN	Cibona	6	136 22.7	1	JAVTOKAS	L. Rytas	6	16 2.7
2	GRANGER	Efes Pilsen	6	125 20.8	2	HAMILTON	Real Madrid	5	12 2.4
3	NICHOLAS	Benetton	6	108 18.0	3	GOREE	Benetton	6	10 1.7
REBOUNDS					STEALS				
R	Name	Team	G	OFFDEF. TOT. AVG	R	Name	Team	G	TOT. AVG
1	BATISTE	Panathinaikos	6	49 16 65 10.8	1	GINEVICIUS	Zalgiris	6	15 2.5
2	JAVTOKAS	L. Rytas	6	35 25 60 10.0	2	PRIGIONI	TAU	6	14 2.3
3	WATSON	Climamio	6	28 25 53 8.8	3	DAVISON	Cibona	6	14 2.3
ASSISTS									
R	Name	Team	G	TOT. AVG					
1	PRIGIONI	TAU	6	38 6.3					
2	EDNEY	Olympiacos	6	31 5.2					
3	WILLIAMS	Winterthur FCB	6	29 4.8					

QUARTERFINALS Best-of-three-series

RESULTS			
Winterthur FCB-Real Madrid	72-58, 78-84, 76-70	CSKA-Efes Pilsen	66-57, 75-71
Maccabi-Olympiacos	87-78, 70-76, 77-73	Panathinaikos-TAU	84-72, 79-85, 71-74



AEK Athens		Games	Points	Av.	Av.Time	2 P	3 P	1 P	DR.	OR	Av.	As	St	TO	BI	PF		
ATHANASOULAS, I	1	0	0,0	0:03	0/0	0/0	0/0	0/0	0	0	0,0	0	0	0	0	3		
BOUROUSIS, I	11	93	8,5	0:23	28/61	46%	4/12	33%	25/30	83,33%	56	23	7,2	3	5	18	5	33
CHALMERS, L	10	131	13,1	0:28	33/71	46%	15/51	29%	20/28	71,43%	19	12	3,1	24	13	22	0	24
COPPENRATH, T	13	144	11,1	0:28	45/89	51%	3/8	38%	45/57	78,95%	23	24	3,6	6	13	14	5	32
HAGAG, D	14	47	3,4	0:13	12/32	38%	5/17	29%	8/10	80%	14	5	1,4	19	11	13	0	19
KALAMPOKIS, I	13	97	7,5	0:24	21/48	44%	7/30	23%	34/41	82,93%	23	8	2,4	21	20	30	0	43
MAGKOUNIS, S	8	10	1,3	0:07	2/8	25%	2/8	25%	0/0		4	3	0,9	2	2	3	0	8
MATOS, A	3	0	0,0	0:01	0/0	0/0	0/0		0	0	0,0	0	0	0	0	0	0	0
PANTELIADIS, S	9	89	9,9	0:22	19/31	61%	4/8	50%	39/46	84,78%	11	0	1,2	19	13	21	1	15
PAPAIIOAKEIM, M	14	78	5,6	0:19	26/56	46%	0/0	0/0	26/57	45,61%	39	16	3,9	5	9	11	1	37
PAPANIKOLAOU, N	8	6	0,8	0:06	0/4	0%	2/6	33%	0/0		1	2	0,4	0	0	1	0	8
PELEKANOS, M	11	87	7,9	0:26	23/44	52%	11/28	39%	8/13	61,54%	26	10	3,3	19	25	18	3	41
RIMAC, S	14	112	8,0	0:24	26/65	40%	13/37	35%	21/21	100%	19	2	1,5	16	10	26	3	24
TAMIR, A	9	32	3,6	0:11	9/21	43%	3/20	15%	5/6	83,33%	18	11	3,2	3	4	9	3	12
TSIARAS, G	6	14	2,3	0:08	5/8	62%	1/7	14%	1/1	100%	5	2	1,2	2	5	3	0	6
940	67,14	249/538	46,28%	70/232	30,17%	232/310	74,84%	258	118	26,8	139	130	189	21	305			


Armani Jeans Milano		Games	Points	Av.	Av.Time	2 P	3 P	1 P	DR.	OR	Av.	As	St	TO	BI	PF		
BLAIR, J	11	88	8,0	0:27	36/65	55%	0/0	16/43	37,21%	54	26	7,3	11	15	19	7	27	
BULLERI, M	14	186	13,3	0:31	36/84	43%	27/65	42%	33/44	75%	39	10	3,5	43	23	53	0	41
CALABRIA, D	14	169	12,1	0:30	20/40	50%	33/101	33%	30/41	73,17%	59	14	5,2	33	29	24	3	36
CAVALIERO, D	6	3	0,5	0:04	0/0		1/4	25%	0/0		1	2	0,5	3	1	8	0	8
COLDEBELLA, C	10	42	4,2	0:14	7/17	41%	6/15	40%	10/14	71,43%	10	7	1,7	8	9	7	0	18
FAJARDO, D	10	79	7,9	0:19	22/48	46%	3/8	38%	26/34	76,47%	29	18	4,7	9	6	16	2	32
GALANDA, G	14	144	10,3	0:28	32/54	59%	22/41	54%	14/16	87,5%	48	22	5,0	18	20	22	4	43
GALLINARI, D	1	0	0,0	0:02	0/0	0/0	0/1	0%	0/0		0	0	0,0	0	0	0	0	0
GIGENA, M	12	37	3,1	0:14	6/15	40%	6/21	29%	7/9	77,78%	9	3	1,0	6	8	13	0	25
GRANT, T	5	37	7,4	0:20	13/29	45%	0/0	11/20	55%	25	11	7,2	2	6	9	2	14	
MERCANTE, S	1	0	0,0	0:00	0/0	0/0	0/0		0	0	0,0	0	0	0	0	0	0	0
MONTECCHIA, A	4	5	1,3	0:14	1/2	50%	0/7	0%	3/4	75%	4	0	1,0	7	3	3	0	10
PRIULI, A	1	0	0,0	0:02	0/1	0%	0/0		0/0		1	0	1,0	0	0	0	0	1
SCHULTZE, S	13	44	3,4	0:11	6/19	32%	9/25	36%	5/10	50%	8	5	1,0	9	8	14	0	31
SHUMPERT, P	13	145	11,2	0:24	44/85	52%	15/43	35%	12/18	66,67%	29	8	2,8	19	18	19	0	18
VOUKTSEVITS, N	10	57	5,7	0:14	8/16	50%	10/32	31%	11/14	78,57%	7	1	0,8	9	5	11	0	11
1036	74,00	231/475	48,63%	132/363	36,36%	178/267	66,67%	323	127	32,1	177	151	218	18	315			


Benetton Basket Treviso		Games	Points	Av.	Av.Time	2 P	3 P	1 P	DR.	OR	Av.	As	St	TO	BI	PF		
BARGNANI, A	18	197	10,9	0:21	43/77	56%	23/53	43%	42/59	71,19%	54	20	4,1	9	24	29	17	59
DE SOUSA M. F.	3	5	1,7	0:10	0/2	0%	1/5	20%	2/2	100%	1	0	0,3	8	1	5	0	2
GIOVANNONI, G	4	7	1,8	0:08	2/5	40%	1/5	20%	0/0		8	0	2,0	1	1	2	0	6
GOREE, M	20	227	11,4	0:31	75/159	47%	11/32	34%	44/71	61,97%	91	42	6,7	31	22	36	28	31
KALVE, E	5	8	1,6	0:05	3/5	60%	0/1	0%	2/6	33,33%	2	0	0,4	1	3	1	0	7
MORDENTE, M	19	135	7,1	0:24	28/48	58%	17/41	41%	28/33	84,85%	39	15	2,8	30	22	19	1	59
NICHOLAS, A	20	369	18,5	0:33	57/113	50%	58/127	46%	81/98	82,65%	46	9	2,8	54	21	41	1	56
POPOVIC, P	19	189	9,9	0:17	71/127	56%	0/0	47/66	71,21%	40	25	3,4	11	8	16	0	43	
SANTANGELO, M	6	10	1,7	0:12	5/8	62%	0/6	0%	0/0		9	2	1,8	6	3	4	0	12
SISKAUSKAS, R	15	180	12,0	0:29	47/83	57%	18/43	42%	32/45	71,11%	29	13	2,8	28	21	21	1	26
SLOKAR, U	20	98	4,9	0:12	29/48	60%	7/15	47%	19/33	57,58%	41	20	3,1	7	19	15	2	34
SORAGNA, M	17	124	7,3	0:27	28/50	56%	20/47	43%	8/10	80%	37	8	2,6	39	17	23	1	47
SOTTANA, L	9	12	1,3	0:04	0/0	0/0	4/8	50%	0/2	0%	4	2	0,7	1	0	3	0	2
ZISIS, N	7	57	8,1	0:33	13/29	45%	5/19	26%	16/20	80%	13	6	2,7	34	7	12	0	21
1618	80,90	401/754	53,18%	165/402	41,04%	321/445	72,13%	414	162	28,8	260	169	227	51	405			


Cibona Zagreb		Games	Points	Av.	Av.Time	2 P	3 P	1 P	DR.	OR	Av.	As	St	TO	BI	PF		
ANDRIC, L	14	41	2,9	0:09	15/31	48%	0/0	11/21	52,38%	15	13	2,0	1	5	13	5	49	
BAZDARIC, M	6	33	5,5	0:19	5/11	45%	6/15	40%	5/10	50%	11	2	2,2	4	5	9	0	15
DAVISON, B	20	202	10,1	0:24	79/165	48%	3/15	20%	35/54	64,81%	88	44	6,6	16	32	41	10	62
KUS, D	20	179	9,0	0:25	22/54	41%	29/64	45%	48/59	81,36%	34	11	2,3	29	13	30	0	47
MARCELIC, D	20	86	4,3	0:22	14/30	47%	18/81	22%	4/6	66,67%	47	12	3,0	22	11	23	1	36
MARKOTA, D	19	148	7,8	0:20	36/59	61%	20/62	32%	16/26	61,54%	74	23	5,1	12	7	28	6	35
PENN, J	20	341	17,1	0:33	78/182	43%	31/95	33%	92/108	85,19%	42	12	2,7	57	44	40	0	36
PERINCIC, I	1	9	9,0	0:16	3/5	60%	1/2	50%	0/0		3	1	4,0	0	0	1	0	3
RANCIC, D	18	87	4,8	0:19	14/33	42%	18/59	31%	5/8	62,5%	25	5	1,7	17	9	15	0	39
ROZIC, M	20	67	3,4	0:14	16/44	36%	5/16	31%	20/25	80%	32	13	2,3	7	11	14	1	37
SKELIN, M	19	98	5,2	0:19	37/71	52%	0/0	24/45	53,33%	57	23	4,2	12	7	39	8	61	
TREPALOVAC, A	1	5	5,0	0:04	2/3	67%	0/0	1/2	50%	0	2	2,0	0	0	0	0	0	0
UGRINOSKI, A	2	3	1,5	0:07	0/2	0%	1/1	100%	0/2	0%	0	1	0,5	1	1	3	0	1
WARREN, L	6	49	8,2	0:21	13/24	54%	6/11	55%	5/7	71,43%	11	9	3,3	1	2	8	4	19
ZUZA, J	9	27	3,0	0:08	11/20	55%	0/0	5/8	62,5%	2	11	1,4	0	1	3	1	19	
1375	68,75	345/734	47%	138/421	32,78%	271/381	71,13%	441	182	31,1	179	148	267	36	459			


Climamio Bologna		Games	Points	Av.	Av.Time	2 P	3 P	1 P	DR.	OR	Av.	As	St	TO	BI	PF		
BAGARIC, D	19	182	9,6	0:18	67/111	60%	1/1	100%	45/68	66,18%	74	26	5,3	21	27	37	15	49
BECIROVIC, S	17	188	11,1	0:20	37/76	49%	19/58	33%	57/70	81,43%	25	7	1,9	42	16	43	1	45
BELINELLI, M	19	254	13,4	0:27	43/81	53%	47/107	44%	27/38	71,05%	23	8	1,6	19	27	24	0	49
BRUTTINI, D	5	2	0,4	0:04	0/4	0%	0/0	2/6	33,33%	3	1	0,8	0	0	1	1	5	
DIAWARA, Y	5	29	5,8	0:14	10/16	62%	2/9	22%	3/8	37,50%	9	11	4,0	1	4	6	0	9
FULTZ, R	1	5	5,0	0:15	1/1	100%	1/3	33%	0/0		2	0	2,0	3	1	2	0	0
GARRIS, K	20	182	9,1	0:26	25/60	42%	28/72	39%	48/60	80%	39	9	2,4	54	28	31	0	42
GREEN, N	18	141	7,8	0:21	37/74	50%	15/57	26%	22/36	61,11%	38	5	2,4	35	42	33	2	49
KOMMATOS, N	5	23	4,6	0:16	5/8	62%	4/15	27%	1/2	50%	7	2	1,8	3	2	1	0	10
LORBEC, F	19	183	9,6	0:23	55/100	55%	18/38	47%	19/36	52,78%	51	32	4,4	20	15	18	7	50
LOVATTI, F	1	2																




 Efes Pilsen Istanbul																		
	Games	Points	Av.	Av.Time	2 P	3 P	1 P	DR.	OR	Av.	As	St	TO	BI	PF			
ABI, M	12	2	0,2	0:07	1/3	33%	0/0	0/2	0%	7	0	0,6	1	1	6	0	19	
AKYOL, C	16	53	3,3	0:13	9/19	47%	7/16	44%	14/20	70%	17	4	1,3	9	9	1	34	
ARSLAN, E	22	126	5,7	0:20	21/57	37%	16/56	29%	36/55	65,45%	26	2	1,3	45	18	33	0	45
DEMIR, M	3	3	1,0	0:02	0/0			0/0		3/4	75%	1	1	0,7	0	1	0	2
DOMERCANT, H	22	272	12,4	0:31	55/120	46%	37/104	36%	51/67	76,12%	56	15	3,2	36	38	36	3	48
ERMIS, B	11	19	1,7	0:05	3/6	50%	4/6	67%	1/4	25%	1	1	0,2	10	4	10	0	9
GONLUM, K	22	100	4,5	0:21	39/66	59%	0/1	0%	22/37	59,46%	100	40	6,4	5	21	24	4	50
GRANGER, A	22	300	13,6	0:33	51/105	49%	52/120	43%	42/51	82,35%	68	15	3,8	12	16	35	5	48
KUOQ, E	4	26	6,5	0:21	11/23	48%	1/3	33%	1/2	50%	12	2	3,5	2	2	7	0	8
PEKER, K	22	222	10,1	0:22	76/152	50%	1/3	33%	67/121	55,37%	76	33	5,0	15	28	42	15	60
POPOVIC, M	16	206	12,9	0:24	30/52	58%	36/86	42%	38/49	77,55%	20	2	1,4	49	23	29	0	38
PRKACIN, N	22	267	12,1	0:30	103/182	57%	0/1	0%	61/86	70,93%	84	30	5,2	41	36	54	3	66
YILMAZ, A	8	3	0,4	0:05	0/2	0%	1/4	25%	0/0		2	0	0,3	2	2	4	0	9
1599	72,68				399/787	50,70%	155/400	38,75%	336/498	67,47%	470	145	27,9	227	199	290	31	436

 Elan Béarnais Pau-Orthez																		
	Games	Points	Av.	Av.Time	2 P	3 P	1 P	DR.	OR	Av.	As	St	TO	BI	PF			
AKA, J	3	3	1,0	0:03	0/2	0%	0/0	3/4	75%	2	0	0,7	0	0	0	0	5	
CISSE, S	12	38	3,2	0:09	7/12	58%	6/16	38%	6/10	60%	3	1	0,3	1	8	5	1	17
COOPER, L	14	156	11,1	0:27	27/59	46%	23/71	32%	33/41	80,49%	17	6	1,6	59	13	30	1	33
D'ALMEIDA, X	13	36	2,8	0:12	9/22	41%	2/14	14%	12/18	66,67%	12	4	1,2	27	13	12	0	17
DROZDOV, A	14	138	9,9	0:28	40/70	57%	16/44	36%	10/21	47,62%	47	12	4,2	16	21	21	9	31
FAUTHOUX, F	13	54	4,2	0:13	3/6	50%	13/24	54%	9/13	69,23%	13	3	1,2	13	8	16	0	10
FOIREST, L	2	0	0,0	0:07	0/2	0%	0/2	0%	0/0		3	0	1,5	1	1	1	0	2
GADOU, T	10	52	5,2	0:18	12/26	46%	7/31	23%	7/10	70%	19	4	2,3	9	8	17	1	18
HARRISON, C	9	103	11,4	0:25	18/37	49%	13/36	36%	28/35	80%	15	4	2,1	13	14	15	0	23
LUX, A	14	118	8,4	0:18	49/95	52%	0/0	20/34	58,82%	37	32	4,9	12	9	16	3	42	
RUPERT, T	14	89	6,4	0:22	35/77	45%	0/0	19/24	79,17%	33	23	4,0	8	4	22	14	38	
SALES, B	13	119	9,2	0:24	45/85	53%	4/17	24%	17/26	65,38%	50	28	6,0	10	12	22	3	34
SIMS, A	3	9	3,0	0:11	1/6	17%	1/4	25%	4/5	80%	2	1	1,0	0	3	5	0	7
VAREM, J	14	56	4,0	0:14	16/41	39%	4/9	44%	12/23	52,17%	28	14	3,0	5	8	19	1	36
971	69,36				262/540	48,52%	89/268	33,21%	180/264	68,18%	281	132	29,5	174	122	201	33	313

 GHP Bamberg																			
	Games	Points	Av.	Av.Time	2 P	3 P	1 P	DR.	OR	Av.	As	St	TO	BI	PF				
ARCHIBONG, A	17	95	5,6	0:26	29/63	46%	8/32	25%	13/18	72,22%	51	14	3,8	14	18	23	5	57	
BEGLEY, T	20	102	5,1	0:14	15/28	54%	21/51	41%	9/14	64,29%	17	5	1,1	10	8	17	1	34	
ENSMINGER, C	20	111	5,6	0:21	42/103	41%	0/0	27/41	65,85%	58	42	5,0	14	10	32	5	73		
GARRETT, R	20	177	8,9	0:21	32/62	52%	25/65	38%	38/52	73,08%	43	11	2,7	27	15	28	1	41	
HAMANN, S	10	58	5,8	0:18	16/31	52%	2/8	25%	20/28	71,43%	21	4	2,5	13	6	19	0	18	
HELMANIS, U	20	93	4,7	0:15	7/16	44%	20/43	47%	19/25	76%	28	14	2,1	8	11	20	0	56	
MALLET, D	20	272	13,6	0:29	57/100	57%	41/111	37%	35/54	64,81%	27	7	1,7	40	29	32	0	54	
NAHAR, M	11	27	2,5	0:09	9/26	35%	2/5	40%	3/4	75%	19	3	2,0	1	1	8	1	17	
NELSON, S	20	216	10,8	0:27	58/145	40%	14/46	30%	58/79	73,42%	107	52	8,0	37	19	54	5	67	
PAVIC, I	5	2	0,4	0:04	1/5	20%	0/0	0/0			2	0	0,4	0	0	1	0	2	
PHELPS, D	18	134	7,4	0:25	30/66	45%	17/40	42%	23/34	67,65%	32	12	2,4	49	12	31	1	28	
SCHROEDER, M	1	0	0,0	0:01	0/0			0/0			0	0	0,0	0	0	0	0	0	0
SIMPKINS, L	5	33	6,6	0:18	12/24	50%	1/4	25%	6/14	42,86%	19	9	5,6	3	2	7	1	8	
STAFFORD, R	10	29	2,9	0:10	3/8	38%	5/14	36%	8/9	88,89%	14	2	1,6	10	4	8	0	11	
1349	67,45				311/677	45,94%	156/419	37,23%	259/372	69,62%	438	175	30,6	226	135	280	20	466	

 Lietuvos Rytas Vilnius																		
	Games	Points	Av.	Av.Time	2 P	3 P	1 P	DR.	OR	Av.	As	St	TO	BI	PF			
BAKER, M	9	26	2,9	0:16	8/20	40%	1/5	20%	7/7	100%	9	2	1,2	9	10	17	0	27
BUSKEVICUS, S	13	39	3,0	0:11	7/18	39%	6/20	30%	7/8	87,5%	19	2	1,6	12	7	12	1	16
CUKINAS, P	12	23	1,9	0:07	11/19	58%	0/0		1/4	25%	15	5	1,7	6	1	4	7	15
DELININKAITIS, T	19	99	5,2	0:14	16/40	40%	14/53	26%	25/35	71,43%	11	9	1,1	19	10	22	0	33
EZERSKIS, E	1	0	0,0	0:03	0/0		0/0		0/0		0	0	0,0	0	0	0	0	1
HOUSE, F	19	227	11,9	0:26	47/110	43%	30/85	35%	43/57	75,44%	35	25	3,2	27	37	38	2	62
JASAITIS, S	20	214	10,7	0:29	40/69	58%	38/96	40%	20/27	74,07%	65	35	5,0	20	30	25	3	56
JAVTOKAS, R	20	192	9,6	0:28	73/134	54%	1/8	12%	43/103	41,75%	104	60	8,2	18	19	33	39	71
LUKAUSKIS, M	19	82	4,3	0:14	14/35	40%	13/36	36%	15/23	65,22%	43	17	3,2	16	16	15	0	32
MUJEZINOVIC, H	15	139	9,3	0:18	31/61	51%	11/35	31%	44/68	64,71%	34	25	3,9	17	16	36	1	53
NIELSEN, M	19	235	12,4	0:25	67/138	49%	10/28	36%	71/101	70,3%	67	31	5,2	33	21	39	6	53
SLEZAS, A	15	48	3,2	0:11	7/18	39%	7/34	21%	13/19	68,42%	18	12	2,0	7	10	8	2	25
STEMMAHERS, R	16	161	10,1	0:28	25/60	42%	28/67	42%	27/35	77,14%	37	4	2,6	54	14	32	0	39
TOMAS, I	2	5	2,5	0:14	1/4	25%	1/1	100%	0/2	0,00%	2	0	1,0	5	2	2	0	2
1490	74,50				347/726	47,80%	160/468	34,19%	316/489	64,62%	459	227	34,3	243	193	283	61	485

 Maccabi Elite Tel Aviv																		
	Games	Points	Av.	Av.Time	2 P	3 P	1 P	DR.	OR	Av.	As	St	TO	BI	PF			
ARNOLD, J	24	179	7,5	0:13	60/104	58%	5/14	36%	44/56	78,57%	57	26	3,5	9	12	16	6	35
BASTON, M	25	321	12,8	0:24	118/186	63%	4/7	57%	73/109	66,97%	94	55	6,0	16	19	54	33	81
BURSTEIN, T	23	166	7,2	0:24	46/83	55%	14/44	32%	32/37	86,49%	79	13	4,0	43	19	34	3	63
CASSPI, O	3	2	0,7	0:02	0/3	0%	0/1	0%	2/4	50%	0	0	0,0	0	0	2	0	1
DOTAN, A	2	0	0,0	0:00	0/2	0%	0/0		0/0		0	0	0,0	0	0	1	0	1
GREEN, Y	22	47	2,1	0:06	17/30	57%	0/0		13/24	54,17%	16	8	1,1	5	11	7	7	40
PARKER, A	25	371	14,8	0:35	122/218	56%	19/52	37%	70/89	78,65%	158	14	6,9	94	42	60	4	66
PENNEY, K	19	63	3,3	0:07	10/17	59%	11/23	40%	10/14	71,43%	13	3	0,8	1	4	5	0	17
SHARP, D	25	198	7,9	0:23	21/42	50%	40/101	40%	36/41	87,80%	30	14	1,8	34	32	20	0	82
SHASON, S	25	91	3,6	0:09	15/26	58%	17/40	42%	10/13	76,92%	23	9	1,3	9	8	7	4	55
SOLOMON, W	25	375	15,0	0:32	86/166	52%	44/114	39%	71/89	79,78%	49	11	2,4	74	51	75	5	78
VUJIC, N	24	286	11,9	0:31	89/190	47%	15/37	41%	63/96	65,63%	110	26	5,7	94	22	48	22	59
2099	83,96				584/1067	54,73%	169/433	39,03%	424/572	74,13%	629	179	<					



		Olympiacos Piraeus																						
Games	Points	Av.	Av.Time	2 P	3 P	1 P	DR.	OR	Av.	As	St	TO	BI	PF										
AGADAKOS, L	9	17	1,9	0:05	6/10	60%	1/4	25%	2/4	50,00%	3	2	0,6	1	1	4	0	3						
ARGYROPOULOS, N	3	2	0,7	0:02	0/1	0%	0/1	0%	2/2	100%	0	1	0,3	0	1	0	0	0						
BARLOS, N	23	130	5,7	0:16	23/54	43%	18/56	32%	30/46	65,22%	63	25	3,8	13	24	26	1	62						
CHARISIS, C	19	62	3,3	0:10	16/30	53%	8/34	24%	6/11	54,55%	13	5	0,9	23	13	13	1	31						
CHATZIS, N	20	145	7,3	0:15	28/59	47%	19/54	35%	32/33	96,97%	25	4	1,5	15	9	11	0	26						
EDNEY, T	23	306	13,3	0:30	97/195	50%	12/35	34%	76/98	77,55%	46	22	3,0	103	25	63	1	45						
FREIJE, M	2	6	3,0	0:09	3/7	43%	0/4	0%	0/0		0	0	0,0	0	0	1	0	2						
KALAITZIDIS, D	1	0	0,0	0:03	0/0	0%	0/0	0%	0/0		0	0	0,0	0	0	1	0	1						
KOLJEVIC, I	4	4	1,0	0:04	2/4	50%	0/1	0%	0/0		2	0	0,5	2	1	3	0	3						
LEWIS, Q	23	252	11,0	0:27	61/120	51%	30/92	33%	40/54	74,07%	78	7	3,7	27	30	25	16	65						
PAPAMAKARIOS, M	22	125	5,7	0:22	17/43	40%	24/73	33%	19/23	82,61%	47	6	2,4	40	28	20	1	50						
PRINTZIS, G	8	30	3,8	0:08	9/14	64%	2/4	50%	6/12	50%	7	2	1,1	1	2	2	0	13						
SCHORTSANITIS, S	22	236	10,7	0:19	81/131	62%	0/0		74/117	63,25%	67	41	4,9	11	26	47	13	64						
SEIBUTIS, R	23	144	6,3	0:17	34/67	51%	10/33	30%	46/56	82,14%	27	17	1,9	14	14	26	1	51						
VASILOPOULOS, P	21	152	7,2	0:20	29/63	46%	25/49	51%	19/26	73,08%	83	18	4,8	22	13	32	13	62						
ZIZIC, A	23	191	8,3	0:20	62/112	55%	1/1	100%	64/81	79,01%	63	38	4,4	8	14	31	1	58						
1802	78,35	468/910	51,43%	150/441	34,01%	416/563	73,8%	524	188	30,9	280	201	305	48	536									

		Panathinaikos Athens																						
Games	Points	Av.	Av.Time	2 P	3 P	1 P	DR.	OR	Av.	As	St	TO	BI	PF										
ALVERTIS, F	16	128	8,0	0:16	11/22	50%	29/58	50%	19/22	86,36%	15	5	1,3	5	13	4	1	38						
BATISTE, M	23	307	13,3	0:25	119/179	66%	4/11	36%	57/84	67,86%	110	42	6,6	13	32	43	11	54						
CHATZIVRETTAS, N	23	149	6,5	0:17	35/57	61%	15/35	43%	34/42	80,95%	19	6	1,1	13	7	14	0	54						
DIAMANTIDIS, D	23	199	8,7	0:30	53/84	63%	14/52	27%	51/65	78,46%	74	29	4,5	66	53	18	63							
FEMERLING, P	6	18	3,0	0:07	7/11	64%	0/0		4/11	36,36%	4	1	0,8	1	2	1	3	7						
HUNTER, B	2	7	3,5	0:10	3/6	50%	0/0		1/1	100%	3	2	2,5	1	0	6	0	2						
KALAITZIS, G	6	10	1,7	0:10	3/5	60%	1/3	33%	1/2	50%	6	2	1,3	1	3	4	0	10						
LAKOVIC, J	22	317	14,4	0:30	39/88	44%	47/127	37%	98/117	83,76%	22	9	1,4	55	24	41	2	52						
PAPANIKOLAOU, D	20	53	2,7	0:09	9/28	32%	7/19	37%	14/25	56%	30	10	2,0	7	12	7	3	31						
SAKOTA, N	14	63	4,5	0:10	13/26	50%	11/27	41%	4/6	66,67%	10	9	1,4	3	4	9	0	37						
SCEPANOVIC, V	17	61	3,6	0:11	10/17	59%	11/29	38%	8/10	80%	12	2	0,8	11	4	10	0	13						
SPANOLIUS, V	23	335	14,6	0:27	84/136	62%	25/68	37%	92/118	77,97%	40	6	2,0	72	33	62	0	50						
TOMASEVIC, D	14	102	7,3	0:16	39/64	61%	0/0		24/50	48%	36	20	4,0	16	6	16	6	30						
TSARTSARIS, K	23	151	6,6	0:18	33/68	49%	19/41	46%	28/42	66,67%	51	19	3,0	24	11	18	9	66						
1900	82,61	458/793	57,76%	183/470	38,94%	435/595	73,11%	432	162	25,8	288	204	288	53	507									

		Partizan Belgrade																						
Games	Points	Av.	Av.Time	2 P	3 P	1 P	DR.	OR	Av.	As	St	TO	BI	PF										
BAKIC, B	6	10	1,7	0:09	2/5	40%	0/5	0%	6/14	42,86%	1	5	1,0	2	4	6	0	18						
BOGDANOVIC, L	14	96	6,9	0:20	13/37	35%	18/46	39%	16/20	80%	36	16	3,7	13	10	19	3	24						
BOROVNJAK, D	7	0	0,0	0:01	0/2	0%	0/0		0/2	0,00%	0	1	0,1	0	0	3	0	8						
BOZIC, P	6	23	3,8	0:21	2/10	20%	5/12	42%	4/4	100%	9	3	2,0	7	8	11	1	27						
BROWN, G	8	49	6,1	0:30	16/41	39%	2/15	13%	11/13	84,62%	10	4	1,8	15	17	17	0	30						
CUMMINGS, V	1	3	3,0	0:30	0/7	0%	1/3	33%	0/0		2	0	2,0	7	3	2	0	0						
DRAGICEVIC, S	1	0	0,0	0:00	0/0	0%	0/0	0%	0/0		0	0	0,0	0	0	0	0	0						
EDWARDS, D	1	0	0,0	0:06	0/0	0%	0/1	0%	0/0		0	0	0,0	1	0	1	0	0						
LONCAR, N	9	95	10,6	0:23	15/45	33%	17/48	35%	14/18	77,78%	15	2	1,9	13	6	13	2	20						
MILOJEVIC, D	12	197	16,4	0:34	49/112	44%	5/17	29%	84/115	73,04%	76	45	10,1	28	23	41	1	37						
PEKOVIC, N	14	99	7,1	0:18	39/68	57%	0/0		21/31	67,74%	21	30	3,6	4	7	19	6	44						
PEROVIC, K	13	135	10,4	0:26	48/95	51%	0/0		39/58	67,24%	32	25	4,4	5	23	22	8	40						
SAMARDZISKI, P	2	0	0,0	0:03	0/2	0%	0/0		0/0		1	3	2,0	0	0	0	0	2						
SMILJANIC, A	4	10	2,5	0:17	5/6	83%	0/4	0%	0/0		1	1	0,5	9	3	4	0	15						
STEFANOVIC, N	8	9	1,1	0:03	1/3	33%	1/3	33%	4/8	50%	0	0	0,0	4	1	0	0	9						
SUPUT, P	14	117	8,4	0:25	29/65	45%	14/36	39%	17/22	77,27%	31	24	3,9	19	23	26	2	45						
TRIPKOVIC, U	12	123	10,3	0:28	22/54	41%	22/77	29%	13/20	65%	13	2	1,3	23	16	29	1	40						
VELICKOVIC, N	12	12	1,0	0:03	4/5	80%	1/2	50%	1/3	33,33%	6	0	0,5	0	3	8	0	13						
978	69,86	245/557	43,99%	86/269	31,97%	230/328	70,12%	254	161	29,6	150	147	221	24	372									

		Prokom Trefl Sopot																						
Games	Points	Av.	Av.Time	2 P	3 P	1 P	DR.	OR	Av.	As	St	TO	BI	PF										
ANDERSEN, M	14	100	7,1	0:19	46/87	53%	0/3	0%	8/28	28,57%	29	27	4,0	7	13	13	2	50						
ATKINS, R	3	9	3,0	0:11	4/14	29%	0/2	0%	1/2	50%	1	0	0,3	0	4	4	0	1						
BOUZIANE, A	7	14	2,0	0:07	3/11	27%	2/7	29%	2/2	100%	1	2	0,4	8	2	8	1	9						
DALMAU, C	13	134	10,3	0:27	37/66	56%	15/55	27%	15/26	57,69%	26	7	2,5	41	23	34	1	46						
DYLEWICZ, F	13	55	4,2	0:13	15/29	52%	3/11	27%	16/25	64%	26	23	3,8	9	9	12	2	24						
JAGODNIK, G	14	211	15,1	0:28	37/109	34%	33/91	36%	38/50	76%	69	19	6,3	13	25	24	2	42						
MASIULIS, T	14	81	5,8	0:23	26/39	67%	6/15	4%	11/30	36,67%	55	23	5,6	25	13	22	13	42						
NEMETH, I	12	107	8,9	0:28	18/35	51%	20/59	34%	11/16	68,75%	30	3	2,8	36	9	15	2	22						
NORDBAARD, J	12	50	4,2	0:11	5/10	50%	10/34	29%	10/11	90,91%	14	4	1,5	4	5	5	0	17						
PACESAS, T	13	80	6,2	0:28	6/11	55%	20/50	40%	8/12	66,67%	22	11	2,5	37	16	22	0	33						
WOJCIK, A	14	156	11,1	0:23	47/87	54%	8/32	25%	38/53	71,70%	31	24	3,9	13	10	24	10	38						
997	71,21	244/498	49%	117/359	32,59%	158/255	61,96%	304	143	31,9	193	129	183	33	324									

		Real Madrid																			
Games	Points	Av.	Av.Time	2 P	3 P	1 P	DR.	OR	Av.	As	St	TO	BI	PF							
BULLOCK, L	20	316	15,8	0:28	61/129	47%	41/102	40%	71/81	87,65%	25	7	1,6	40	37	37	0	49			
FISHER, J	7	17	2,4	0:15	4/6	67%	2/12	17%	3/4	75%	3	2	0,7	4	3	1	0	11			
GARCIA, H	9	13	1,4	0:06	2/7	29%	3/8	38%	0/2	0%	3	6	1,0	4	0	5	0	8			



Tau Cerámica																		
	Games	Points	Av.	Av.Time	2 P	3 P	1 P	DR.	OR	Av.	As	St	TO	BI	PF			
CHALMERS, L	8	24	3,0	0:09	6 / 16	38 %	2 / 12	17 %	6 / 10	60,00%	8	5	1,6	5	0	12	0	8
DAVID, K	25	227	9,1	0:21	83 / 163	51 %	1 / 5	20 %	58 / 68	85,29%	92	28	4,8	12	24	27	13	68
DROBNJAK, P	19	101	5,3	0:12	39 / 80	49 %	1 / 7	14 %	20 / 25	80,00%	37	15	2,7	7	5	11	4	24
ERDOGAN, S	22	235	10,7	0:23	52 / 107	49 %	24 / 83	29 %	59 / 75	78,67%	35	11	2,1	19	14	26	0	46
GARCIA, O	1	0	0,0	0:02	0 / 0	0 %	0 / 1	0 %	0 / 0	0 %	0	0	0,0	0	0	0	0	0
GRIMAU, J	4	3	0,8	0:02	0 / 1	0 %	1 / 4	25 %	0 / 0	0 %	0	0	0,0	0	0	0	0	2
HANSEN, T	22	247	11,2	0:23	28 / 65	43 %	55 / 125	44 %	26 / 29	89,66%	40	23	2,9	17	18	30	9	54
JACOBSEN, C	25	226	9,0	0:25	35 / 63	56 %	41 / 92	45 %	33 / 43	76,74%	32	10	1,7	21	24	31	2	44
PRIGIONI, P	25	145	5,8	0:27	17 / 23	74 %	25 / 68	37 %	36 / 43	83,72%	39	14	2,1	156	55	62	0	51
SCOLA, L	25	369	14,8	0:28	140 / 259	54 %	0 / 2	0 %	89 / 131	67,94%	118	49	6,7	56	41	54	21	93
SPLITTER, T	24	228	9,5	0:21	85 / 142	60 %	0 / 0	58 / 106	54,72%	62	49	4,6	15	30	32	12	66	
UKIC, RL	17	75	4,4	0:14	21 / 50	42 %	7 / 37	19 %	12 / 17	70,59%	16	6	1,3	32	7	15	2	16
VIDAL, S	21	91	4,3	0:16	21 / 44	48 %	11 / 27	41 %	16 / 23	69,57%	44	16	2,9	28	16	28	0	23
TOTAL	1971	78,84			527 / 1013	52,02	168 / 463	36,29	413 / 570	72,46%	523	226	29,9	368	234	328	63	495

Ülker Sports Club Istanbul																		
	Games	Points	Av.	Av.Time	2 P	3 P	1 P	DR.	OR	Av.	As	St	TO	BI	PF			
BEASLEY, J	2	13	6,5	0:13	4 / 4	100 %	0 / 0	5 / 7	71,43%	1	0	0,5	0	1	5	1	4	
BROWN, E	1	2	2,0	0:07	1 / 2	50 %	0 / 0	0 / 2	0 %	1	1	2,0	0	0	1	0	0	
ERDEN, C	17	45	2,6	0:12	2 / 12	17 %	11 / 34	32 %	8 / 12	66,67%	13	4	1,0	21	16	16	0	30
GULYAS, R	11	80	7,3	0:17	31 / 66	47 %	0 / 0	18 / 26	69,23%	23	15	3,5	6	4	12	2	19	
HAISSIP, M	17	202	11,9	0:28	66 / 143	46 %	7 / 17	41 %	49 / 83	59,04%	64	43	6,3	11	16	30	27	50
KUTLUAY, I	18	219	12,2	0:30	26 / 60	43 %	41 / 110	37 %	44 / 52	84,62%	36	8	2,4	32	16	54	0	40
ONAN, Ö	19	111	5,8	0:18	20 / 58	34 %	18 / 53	34 %	17 / 28	60,71%	15	7	1,2	14	14	15	0	39
ONER, C	2	3	1,5	0:06	0 / 4	0 %	1 / 2	50 %	0 / 0	0 %	0	2	1,0	0	0	0	0	2
PASALIC, D	14	36	2,6	0:07	11 / 24	46 %	3 / 11	27 %	5 / 13	38,46%	14	7	1,5	0	2	12	0	22
SAVAS, O	18	79	4,4	0:14	28 / 52	54 %	0 / 0	23 / 36	63,89%	27	18	2,5	7	8	16	5	35	
STEFANOV, V	20	212	10,6	0:32	49 / 103	48 %	18 / 49	37 %	60 / 65	92,31%	33	12	2,3	60	19	32	1	39
TREPAGNIER, J	20	204	10,2	0:29	42 / 96	44 %	24 / 72	33 %	48 / 60	80%	53	14	3,4	31	61	39	8	45
TURKCAN, M	16	187	11,7	0:29	48 / 92	52 %	16 / 50	32 %	43 / 56	76,79%	100	43	8,9	24	22	32	8	37
YANNIER, D	5	7	1,4	0:04	1 / 2	50 %	1 / 2	50 %	2 / 2	100%	3	1	0,8	1	1	1	0	5
YARANGÜME, B	9	15	1,7	0:07	4 / 8	50 %	1 / 5	20 %	4 / 6	66,67%	7	1	0,9	5	3	3	0	3
TOTAL	1415	70,75			333 / 726	45,87%	141 / 405	34,81%	326 / 448	72,77%	390	176	28,3	212	183	268	52	370

Unicaja																		
	Games	Points	Av.	Av.Time	2 P	3 P	1 P	DR.	OR	Av.	As	St	TO	BI	PF			
BROWN, M	20	306	15,3	0:31	64 / 134	48 %	32 / 87	37 %	82 / 97	84,54%	43	11	2,7	49	13	47	5	48
CABEZAS, C	19	129	6,8	0:21	28 / 49	57 %	14 / 37	38 %	31 / 44	70,45%	34	8	2,2	46	8	23	1	31
GARBAJOSA, J	18	268	14,9	0:35	41 / 96	43 %	44 / 111	40 %	54 / 70	77,14%	110	15	6,9	42	32	37	14	41
HERRMANN, W	15	110	7,3	0:18	24 / 44	55 %	18 / 46	39 %	8 / 10	80%	23	2	1,7	9	4	6	0	20
LAZARO CORRAL, J	6	10	1,7	0:04	3 / 3	100 %	0 / 1	0 %	4 / 4	100%	2	1	0,5	3	2	2	0	6
MAKSHANTSEV, S	2	3	1,5	0:02	1 / 2	50 %	0 / 0	1 / 2	50 %	0	0	0,0	0	0	1	0	2	
NICEVIC, S	8	44	5,5	0:13	16 / 29	55 %	0 / 1	0 %	12 / 14	85,71%	18	7	3,1	3	2	5	6	16
PIETRUS, F	20	45	2,3	0:17	13 / 24	54 %	1 / 10	10 %	16 / 26	61,54%	42	28	3,5	2	16	21	16	43
RISACHER, S	20	145	7,3	0:18	35 / 63	56 %	16 / 43	37 %	27 / 30	90%	32	6	1,9	16	11	23	5	31
RODRIGUEZ, B	19	145	7,6	0:18	32 / 53	60 %	15 / 42	36 %	36 / 45	80%	24	12	1,9	32	16	39	1	45
SANCHEZ BROWN, J	18	94	5,2	0:21	18 / 37	49 %	15 / 32	47 %	13 / 17	76,47%	67	18	4,7	57	23	33	1	39
SANCHEZ, A	4	2	0,5	0:02	1 / 2	50 %	0 / 1	0 %	0 / 0	0 %	0	1	0,3	0	0	0	0	1
SANTIAGO, D	19	246	12,9	0:24	98 / 152	64 %	0 / 1	0 %	50 / 78	64,1%	77	30	5,6	11	12	35	13	61
TOTAL	1547	77,35			374 / 688	54,36%	155 / 412	37,62%	334 / 437	76,43%	472	139	30,5	270	139	272	62	384

Union Olimpija Ljubljana																		
	Games	Points	Av.	Av.Time	2 P	3 P	1 P	DR.	OR	Av.	As	St	TO	BI	PF			
ANTONJEVIC, M	5	3	0,6	0:04	0 / 0	0 %	1 / 3	33 %	0 / 0	0 %	2	0	0,4	0	3	2	0	5
DIJAN, T	6	20	3,3	0:12	9 / 12	75 %	0 / 2	0 %	2 / 2	100%	6	5	1,8	4	2	0	0	14
DROBNJAK, D	14	93	6,6	0:23	35 / 61	57 %	2 / 11	18 %	17 / 28	60,71%	36	22	4,1	17	11	16	2	37
EVTIMOV, V	6	50	8,3	0:15	19 / 34	56 %	0 / 0	12 / 23	52,17%	16	13	4,8	4	3	5	1	14	
HALPERIN, Y	14	194	13,9	0:36	46 / 88	52 %	22 / 59	37 %	36 / 40	90%	37	7	3,1	50	31	33	2	25
JOHNSON, D	5	52	10,4	0:25	19 / 38	50 %	0 / 0	14 / 20	70%	20	8	5,6	3	3	5	1	11	
MARKOISHVILI, M	5	43	8,6	0:23	6 / 14	43 %	10 / 22	45 %	1 / 2	50%	5	6	2,2	4	6	11	0	20
MOROVIC, V	8	62	7,8	0:14	17 / 30	57 %	8 / 15	53 %	4 / 6	66,67%	7	0	0,9	13	8	25	0	21
NOVAK, E	1	0	0,0	0:03	0 / 0	0 %	0 / 1	0 %	0 / 0	0 %	0	0	0,0	0	0	0	0	0
OLIVER, J	14	166	11,9	0:27	27 / 49	55 %	33 / 84	39 %	13 / 15	86,67%	24	7	2,2	13	9	12	0	19
POLJAK, J	8	34	4,3	0:14	15 / 32	47 %	0 / 0	4 / 15	26,67%	17	10	3,4	3	3	11	1	26	
RANNIKKO, T	14	179	12,8	0:31	25 / 42	60 %	28 / 77	36 %	45 / 52	86,54%	23	7	2,1	43	20	20	1	42
RIZVIC, H	11	33	3,0	0:15	14 / 39	36 %	0 / 0	5 / 12	41,67%	22	16	3,5	5	8	14	8	24	
STRINGER, D	1	14	14,0	0:19	1 / 4	25 %	4 / 6	67 %	0 / 0	0 %	1	0	1,0	2	1	2	0	3
SZEWCIYK, S	14	103	7,4	0:15	30 / 51	59 %	7 / 19	37 %	22 / 30	73,33%	28	12	2,9	3	13	19	5	32
VAN DE HARE, R	7	13	1,9	0:09	6 / 14	43 %	0 / 0	1 / 1	100%	15	8	3,3	0	3	11	2	22	
ZORIC, L	2	0	0,0	0:03	0 / 1	0 %	0 / 0	0 / 0	0 / 0	0 %	0	1	0,5	0	0	2	0	2
TOTAL	1059	75,64			269 / 509	52,85%	115 / 299	38,46%	176 / 246	71,54%	259	122	27,2	164	124	188	23	317

Winterthur FC Barcelona																		
	Games	Points	Av.	Av.Time	2 P	3 P	1 P	DR.	OR	Av.	As	St	TO	BI	PF			
BASILE, G	23	200	8,7	0:23	27 / 50	54 %	37 / 126	29 %	35 / 43	81,40%	41	9	2,2	37	22	23	4	39
COTA, E	10	20	2,0	0:09	7 / 17	41 %	0 / 4	0 %	6 / 6	100%	7	3	1,0	17	3	7	0	12
DE LA FUENTE, R	20	82	4,1	0:17	25 / 54	46 %	9 / 23	39 %	5 / 9	55,56%	34	19	2,7	29	6	14	2	26
FUCKA, G	24	166	6,9	0:19	66 / 137	48 %	0 / 2	0 %	34 / 56	60,71%	80	43	5,1	20	9	34	31	53
GASOL, M	13	40	3,1	0:07	14 / 19	74 %	1 / 1	1 %	9 / 17	52,94%	14	3	1,3	4	3	5	4	15
GRIMAU, R	18	75	4,2	0:12	15 / 25	60 %	11 / 33	33 %	12 / 12	100%	13	4	0,9	12	16	15	2	41
KAKIQUZIS, M	25	284	11,4	0:23	82 / 137	60 %	26 / 71	37 %	42 / 57	73,68%	92	39	5,2	20	22	13	8	56
MARCONATO, D	25	157	6,3	0:22	68 / 123	55 %	0 / 0	21 / 32	65,63%	81	33	4,6	18	17	18	25	74	
NAVARRO, JC	22	333	15,1	0:27	59 / 141	42 %	55 / 119	46 %	50 / 62	80,65%	40	11	2,3	54				



« **FINAL MVP**
Dimitrios Diamantidis
 Panathinaikos Athens

» **EUROLEAGUE RISING STAR**
Rudy Fernandez
 DKV Joventut Badalona



■ **CLUB EXECUTIVE OF THE YEAR**
Juan Manuel Rodriguez
 Unicaja

■ **ALEKSANDER GOMELSKY COACH OF THE YEAR TROPHY**
Zeljimir Obradovic
 Panathinaikos Athens

■ **BEST DEFENDER**
Dimitrios Diamantidis
 Panathinaikos Athens

■ **EUROLEAGUE MPV**
Theodoros Papaloukas
 CSKA Moscow

■ **ALPHONSO FORD TOP SCORER TROPHY**
Igor Rakocevic
 TAU Cerámica Vitoria

PLAYERS OF THE WEEK

REGULAR SEASON

WEEK 1	CARLOS CABEZAS	Unicaja	WEEK 8	L. PAPADOPOULOS	MBC Dynamo Moscow
WEEK 2	ERIC CAMPBELL	LeMans Sarthe Basket	WEEK 9	MARCUS HAISLIP	Efes Pilsen Istanbul
WEEK 3	J. C. NAVARRO	Winterthur FC Barcelona	WEEK 10	NIKOLA VUJCIC	Maccabi Elite Tel Aviv
WEEK 4	RONNY BURRELL	RheinEnergie Koeln	WEEK 11	TANOKA BEARD	Zalgiris Kaunas
WEEK 5	T. RANNIKKO	Union Olimpija Ljubljana	WEEK 12	NIKOLA VUJCIC	Maccabi Elite Tel Aviv
WEEK 6	NIKOLA VUJCIC	Maccabi Elite Tel Aviv		JAMEL THOMAS	Climamio Bologna
WEEK 7	BRINDLEY WRIGHT	Cibona Zagreb	WEEK 13	TERRELL LYDAY	Benetton Basket Treviso
	MIKE BATISTE	Panathinaikos Athens	WEEK 14	VASCO EVTIMOV	Climamio Bologna

TOP 16

WEEK 1	MARCUS GOREE	Benetton Basket Treviso	WEEK 4	ANTONIS FOTSIS	MBC Dynamo Moscow
WEEK 2	JAMIE ARNOLD	Maccabi Elite Tel Aviv	WEEK 5	MICHAEL WRIGHT	EB Pau-Orthez
WEEK 3	SAVAS ILIADIS	Aris Thessaloniki	WEEK 6	ANTONIS FOTSIS	MBC Dynamo Moscow

QUARTERFINALS

GAME 1-2	J. C. NAVARRO	Winterthur FC Barcelona	GAME 3	THEODOROS PAPANLOUKAS	CSKA Moscow
----------	----------------------	-------------------------	--------	------------------------------	-------------

MVP OF THE MONTH

NOVEMBER	MIKE BATISTE	Panathinaikos Athens	FEBRUARY	MATJAZ SMODIS	CSKA Moscow
DECEMBER	LUIS SCOLA	Tau Ceramica Vitoria	MARCH	DANIEL SANTIAGO	Unicaja
JANUARY	LAZAROS PAPADOPOULOS	MBC Dynamo Moscow	APRIL	RAMUNAS SISKASKAS	Panathinaikos Athens



FINAL FOUR

Semifinal 1

ATHENS • May 4, 2007

CSKA • UNICAJA

62-50 (18-15, 15-9, 11-20, 18-6)

■ **CSKA:** Papaloukas 11, Kurbanov, Smodis 8, Holden 7, Pashutin 2, Andersen 12, Savrasenko 7, Torres, Ponkrashov, Langdon 13, Van den Spiegel 2. **DNP:** Vanterpool. **Coach:** Messina.

■ **UNICAJA:** Sanchez 1, Rodriguez 7, Welsch 2, Cabezas 13, Pietrus 2, De Miguel 4, Tusek 3, Jimenez 6, Faison 4, Brown 8. **DNP:** Sanchez A., Vasiliadis. **Coach:** Scariolo.

Referees: Pitsilkas (Greece), Pukl (Slovenia), Sahin (Turkey)

Semifinal 2

ATHENS • May 4, 2007

PANATHINAIKOS • TAU CERÁMICA VITORIA

67-53 (18-9, 17-12, 12-14, 20-18)

■ **PANATHINAIKOS:** Alvertis 5, Delk, Becirovic 15, Batiste 15, Siskauskas 11, Hatzivrettas 3, Dikoudis 7, Tsartsaris, Diamantidis 3, Tomasevic, Vujanic 8, Javtokas. **Coach:** Obradovic.

■ **TAU CERÁMICA:** Scola 6, Prigioni 6, Rakocevic 4, Vidal 2, Planinic 7, Erdogan 11, Teletovic, Peker 7, Splitter 7, House 3. **DNP:** Cilla, Eslava. **Coach:** Maljkovic.

Referees: Lamonica (Italy), Belosevic (Serbia), Ryzhyk (Ukraine)

Third Place Final

ATHENS • May 6, 2007

TAU CERÁMICA VITORIA • UNICAJA

74-76 (15-16, 25-19, 21-16, 13-25)

■ **TAU CERÁMICA:** Scola 14, Prigioni 13, Rakocevic 16, Vidal 2, Planinic 15, Teletovic, Splitter 10, House 4. **DNP:** Cilla, Erdogan, Peker, Eslava. **Coach:** Maljkovic.

■ **UNICAJA:** Sanchez 5, Vasiliadis 8, Welsch 4, Pietrus 2, De Miguel 9, Tusek 18, Jimenez 10, Sanchez A. 1, Faison 5, Brown 14. **Coach:** Scariolo.

Referees: Pitsilkas (Greece), Sahin (Turkey), Viator (France)

Final

ATHENS • May 6, 2007

PANATHINAIKOS • CSKA

93-91 (18-17, 28-19, 19-21, 28-34)

■ **PANATHINAIKOS:** Alvertis, Delk, Becirovic 6, Batiste 12, Siskauskas 20, Hatzivrettas 10, Dikoudis 2, Tsartsaris, Diamantidis 15, Tomasevic 16, Vujanic 12. **DNP:** Javtokas. **Coach:** Obradovic.

■ **CSKA:** Papaloukas 23, Smodis 18, Holden 11, Pashutin, Andersen 4, Savrasenko 4, Torres 9, Ponkrashov, Langdon 16, Van den Spiegel 6. **DNP:** Kurbanov, Vanterpool. **Coach:** Messina.

Referees: Mitjana (Spain), Lamonica (Italy), Belosevic (Serbia)



ATHENS, MAY 6, 2007
PANATHINAIKOS ATHENS
celebrations



REGULAR SEASON

RESULTS		
GROUP A	GROUP B	GROUP C
ROUND 1-8	ROUND 1-8	ROUND 1-8
Efes Pilsen-Prokom 71-67, 81-74	Lottomatica-Partizan 65-60, 63-73	Eldo Napoli-CSKA 64-74, 72-82
Le Mans-Climamio 82-71, 71-83	Maccabi-Unicaja 106-101, 83-67	Aris TT Bank-Ulker 66-58, 86-80
Olympiacos-TAU 97-78, 74-89	DKV-Panathinaikos 79-82, 73-83	Pau Orthez-Winterthur 66-72, 75-93
MBC Dynamo-RheinEnerg. 75-68, 96-82	Cibona-Union Olimpija 77-61, 88-92	Benetton-Zalgiris 95-82, 86-76
ROUND 2-9	ROUND 2-9	ROUND 2-9
RheinEnergie-Efes Pilsen 68-82, 76-91	Union Olimpija-Lottomatica 83-72, 74-84	Zalgiris-Eldo Napoli 83-65, 87-92
TAU-MBC Dynamo 77-61, 82-78	Panathinaikos-Cibona 86-69, 78-75	Winterthur-Benetton 82-69, 67-68
Climamio-Olympiacos 86-93, 67-94	Unicaja-DKV 66-68, 52-105	Ulker-Pau Orthez 66-68, 67-89
Prokom-Le Mans 69-67, 73-84	Partizan-Maccabi 103-91, 83-85	CSKA-Aris TT Bank 83-68, 65-62
ROUND 3-10	ROUND 3-10	ROUND 3-10
Efes Pilsen-Le Mans 53-64, 71-67	Maccabi-Lottomatica 78-65, 81-88	Eldo Napoli-Aris TT Bank 71-69, 72-80
Olympiacos-Prokom 92-74, 73-64	DKV-Partizan Belgrade 82-51, 83-74	Pau Orthez-CSKA 73-67, 58-78
MBC Dynamo-Climamio 78-73, 101-80	Cibona-Unicaja 87-83, 67-73	Benetton-Ulker 93-83, 58-70
RheinEnergie-TAU 70-102, 68-97	Union Olimpija-Panathin. 65-86, 74-83	Zalgiris-Winterthur 86-92, 67-84
ROUND 4-11	ROUND 4-11	ROUND 4-11
TAU-Efes Pilsen 68-65, 84-78	Panathin.-Lottomatica 87-71, 79-69	Winterthur-Eldo Napoli 91-71, 64-66
Climamio-RheinEnergie 86-90, 90-78	Unicaja-Union Olimpija 62-55, 59-87	Ulker-Zalgiris 84-75, 83-70
Prokom-MBC Dynamo 60-49, 74-95	Partizan-Cibona 101-92, 72-89	CSKA-Benetton 83-67, 68-60
Le Mans-Olympiacos 81-88, 76-80	Maccabi-DKV 92-75, 92-98	Aris TT Bank-Pau Orthez 74-72, 62-77
ROUND 5-12	ROUND 5-12	ROUND 5-12
Efes Pilsen-Olympiacos 95-77, 91-72	Lottomatica-DKV 71-69, 83-72	Eldo Napoli-Pau Orthez 84-96, 72-68
MBC Dynamo-Le Mans 74-57, 70-69	Cibona-Maccabi 87-82, 83-91	Benetton-Aris TT Bank 64-42, 60-65
RheinEnergie-Prokom 84-80, 61-72	Union Olimpija-Partizan 70-71, 60-106	Zalgiris-CSKA 59-78, 72-88
TAU-Climamio 90-80, 82-90	Panathinaikos-Unicaja 87-72, 61-67	Winterthur-Ulker 84-70, 69-82
ROUND 6-13	ROUND 6-13	ROUND 6-13
Efes Pilsen-Climamio 72-74, 76-74	Lottomatica-Unicaja 65-71, 66-68	Eldo Napoli-Ulker 78-83, 93-88
Prokom-TAU 70-75, 64-76	Partizan-Panathinaikos 65-73, 93-80	CSKA-Winterthur 76-57, 78-70
RheinEnergie-Le Mans 73-79, 60-69	Maccabi-Union Olimpija 110-87, 75-77	Aris TT Bank-Zalgiris 73-66, 66-77
Olympiacos-MBC Dynamo 86-73, 69-84	DKV-Cibona 83-73, 74-77	Pau Orthez-Benetton 73-86, 87-66
ROUND 7-14	ROUND 7-14	ROUND 7-14
MBC Dynamo-Efes Pilsen 90-83, 76-72	Cibona-Lottomatica 91-84, 58-81	Benetton-Eldo Napoli 64-70, 64-62
RheinEnergie-Olympiacos 81-88, 73-77	Union Olimpija-DKV 67-69, 82-86	Zalgiris-Pau Orthez 106-110, 56-68
Le Mans-TAU 76-79, 54-86	Panathinaikos-Maccabi 90-88, 73-76	Winterthur-Aris TT Bank 86-83, 82-75
Climamio-Prokom 77-91, 84-78	Unicaja-Partizan 66-58, 94-90	Ulker-CSKA 64-74, 66-85

STANDINGS														
GROUP A	W-L	PTS+	PTS-	+/-	GROUP B	W-L	PTS+	PTS-	+/-	GROUP C	W-L	PTS+	PTS-	+/-
TAU	12-2	1165	1025	140	Panathinaikos	11-3	1128	1036	92	CSKA	13-1	1079	912	167
MBC Dynamo	10-4	1100	1032	68	Maccabi Elite	8-6	1230	1177	53	Winterthur FCB	9-5	1093	1032	61
Olympiacos	10-4	1165	1112	53	DKV Joventut	7-7	1112	1049	63	Benetton Treviso	8-6	1021	989	32
Efes Pilsen	8-6	1081	1031	50	Unicaja	7-7	1001	1085	-84	Pau-Orthez	7-7	1059	1070	-11
Prokom	5-9	1021	1063	-42	Lottomatica	6-8	1027	1044	-17	Aris TT Bank	6-8	971	1013	-42
Climamio	5-9	1115	1176	-61	Partizan	6-8	1100	1093	7	Eldo Napoli	6-8	1032	1093	-61
Le Mans	4-10	985	1041	-56	Cibona	6-8	1113	1141	-28	Ulker	5-9	1044	1088	-44
RheinEnergie	2-12	1032	1184	-152	Union Olimpija	5-	1038	1124	-86	Zalgiris	2-12	1062	1164	-102

STATS LEADERS												
INDEX RATING					2 POINTS SHOOTING							
R Name	Team	G	TOT.	AVG	R Name	Team	G	M	A	%		
1 VUJCIC	Maccabi Elite	14	331	23.64	1 BOUROUSIS	Olympiacos	11	32	41	78.05		
2 MASSEY	Aris	14	286	20.43	2 DIKODIS	Panathinaikos	13	35	50	70.00		
3 DROBNJAK	Partizan	14	285	20.36	3 WHEELER	Le Mans	13	16	23	69.57		
4 CAMPBELL	Le Mans	14	266	19.00	4 PAPALOUKAS	CSKA	14	43	62	69.35		
5 SCOLA	Tau Cerámica	14	257	18.36	5 PIETRUS	Unicaja	14	18	26	69.23		
POINTS					3 POINTS SHOOTING							
R Name	Team	G	TOT.	AVG	R Name	Team	G	M	A	%		
1 NAVARRO	Winterthur FCB	13	234	18.00	1 MORDENTE	Benetton	14	23	39	58.97		
2 VUJCIC	Maccabi Elite	14	237	16.93	2 SHARP	Maccabi Elite	14	28	50	56.00		
3 DROBNJAK	Partizan	14	236	16.86	3 BOGDANOVIC	Partizan	14	18	33	54.55		
4 SCOLA	Tau Cerámica	14	232	16.57	4 BLUTHENTHAL	Climamio B.	14	32	60	53.33		
5 RAKOCEVIC	Tau Cerámica	14	230	16.43	5 GREGORY	Le Mans	14	13	25	52.00		
ASSISTS					1 POINT SHOOTING							
R Name	Team	G	TOT.	AVG	R Name	Team	G	M	A	%		
1 PAPALOUKAS	CSKA	14	80	5.71	1 SHARP	Maccabi Elite	14	45	49	91.84		
2 PRIGIONI	Tau Cerámica	14	76	5.43	2 KUS	Cibona	14	75	82	91.46		
3 ZISIS	Benetton	14	69	4.93	3 RIGHETTI	Lottomatica	14	32	35	91.43		
4 PLANINIC	Tau Cerámica	10	47	4.70	4 KECCMAN	Partizan	14	19	21	90.48		
5 VUJCIC	Maccabi Elite	14	61	4.36	5 NAVARRO	Winterthur FCB	13	43	48	89.58		
STEALS					RECEIVED FOULS							
R Name	Team	G	TOT.	AVG	R Name	Team	G	TOT.	AVG			
1 RUBIO	DKV Joventut	11	38	3.45	1 SANTIAGO	Unicaja	14	89	6.36			
2 CHATMAN	Lottomatica	10	29	2.90	2 WRIGHT	Cibona	14	83	5.93			
3 PRIGIONI	Tau Cerámica	14	40	2.86	3 WRIGHT	Pau-Orthez	14	80	5.71			
4 HAWKINS	Lottomatica	12	33	2.75	4 KAMBALA	Fenerbahce Ulker	13	71	5.46			
5 MANCINELLI	Climamio B.	13	34	2.62	5 RANNIKKO	Union Olimpija	13	67	5.15			
BLOCKS												
R Name	Team	G	TOT.	AVG								
1 HAISLIP	Efes Pilsen	14	27	1.93								
2 BAUER	Pau-Orthez	12	18	1.50								
3 PEROVIC	Partizan	14	20	1.43								
4 VAN DEN SPIEGEL	CSKA	10	14	1.40								
5 NICEVIC	Le Mans	14	18	1.29								



TOP 16

GROUP D					GROUP E					GROUP F					GROUP G				
W-L	+	-	+/-		W-L	+	-	+/-		W-L	+	-	+/-		W-L	+	-	+/-	
Tau Cerámica	6-0	541	433	108	CSKA	6-0	475	376	99	Panathinaikos	5-1	501	428	73	Unicaja	4-2	448	442	6
Maccabi Elite	4-2	463	478	-15	Olympiacos	3-3	451	450	1	Winterthur FCB	4-2	498	455	43	MBC Dynamo	4-2	428	435	-7
Lottomatica	1-5	416	468	-52	Partizan	2-4	432	474	-42	Efes Pilsen	2-4	416	458	-42	Benetton	3-3	439	428	11
Pau-Orthez	1-5	470	511	-41	DKV Joventut	1-5	407	465	-58	Prokom	1-5	404	478	-74	Aris TT Bank	1-5	451	461	-10

RESULTS

GROUP D	GROUP E	GROUP F	GROUP G
DAY 1-4 Maccabi Elite-TAU 68-79, 73-94 Lottomatica-Pau-Orthez 78-68, 69-74	DAY 1-4 CSKA-DKV Joventut 81-69, 73-65 Partizan-Olympiacos 84-92, 75-79	DAY 1-4 Panathinaikos-Efes Pilsen 84-57, 79-65 Winterthur-Prokom 92-73, 77-59	DAY 1-4 Aris TT Bank-MBC Dynamo 74-86, 69-71 Unicaja-Benetton 75-61, 79-76
DAY 2-6 Pau-Orthez-TAU 89-99, 75-93 Lottomatica-Maccabi Elite 69-71, 72-79	DAY 2-6 DKV Joventut-Olympiacos 58-56, 65-81 CSKA-Partizan 67-44, 86-55	DAY 2-6 Panathinaikos-Winterthur 102-82, 66-87 Efes Pilsen-Prokom 67-71, 72-64	DAY 2-6 Unicaja-Aris TT Bank 76-74, 65-83 Benetton-MBC Dynamo 74-55, 65-68
DAY 3-5 Maccabi Elite-Pau Orthez 74-70, 98-94 TAU-Lottomatica 99-56, 77-72	DAY 3-5 Olympiacos-CSKA 64-85, 79-83 Partizan-DKV Joventut 85-70, 89-80	DAY 3-5 Winterthur-Efes Pilsen 82-73, 78-82 Prokom-Panathinaikos 69-75, 68-95	DAY 3-5 MBC Dynamo-Unicaja 86-80, 62-73 Aris TT Bank-Benetton 79-80, 72-83

STATS LEADERS

INDEX RATING				BLOCKS			
R	Name	Team	AVG	R	Name	Team	AVG
1	FOTSIS	Dynamo M.	20.83	1	VAZQUEZ	Winterthur FCB	1.33
2	PAPADOPOULOS	Dynamo M.	20.50	2	SANTIAGO,	Unicaja	1.33
3	SCOLA	Tau Cerámica	19.40	3	HAISLIP	Efes Pilsen	1.33

POINTS				STEALS			
R	Name	Team	AVG	R	Name	Team	AVG
1	SCALES	Aris	17.50	1	RUBIO	DKV Joventut	2.60
2	SCOLA	Tau Cerámica	15.40	2	FERNANDEZ	DKV Joventut	2.33
3	PAPADOPOULOS	Dynamo M.	15.33	3	GAINES	DKV Joventut	2.33

REBOUNDS				2 POINTS SHOOTING			
R	Name	Team	AVG	R	Name	Team	%
1	FOTSIS	Dynamo M.	9.50	1	TRIAS	Winterthur FCB	80.56
2	HAISLIP	Efes Pilsen	8.33	2	BOUROUSIS	Olympiacos	75.00
3	GREER	Pau-Orthez	8.20	3	HATZIVRETTAS	Panathinaikos	73.33

ASSISTS				3 POINTS SHOOTING			
R	Name	Team	AVG	R	Name	Team	%
1	PRIGIONI	Tau Cerámica	4.80	1	ARSLAN, ENDER	Tau Cerámica	64.29
2	DIAMANTIDIS	Panathinaikos	4.67	2	TORRES	CSKA	61.54
3	NAVARRO	Winterthur FCB	4.50	3	TSALDARIS	Aris	58.82

PLAYOFFS

RESULTS			
Tau Cerámica-Olympiacos	84-59, 95-89	Unicaja-Winterthur FCB	91-75, 58-80, 67-64
CSKA-Maccabi Elite	80-58, 56-68, 92-71	Panathinaikos-Dynamo Moscow	80-58, 73-65

STATS LEADERS

RANKING				STEALS			
R	Name	Team	AVG	R	Name	Team	AVG
1	VUJCIC	Maccabi Elite	19.67	1	PLANINIC	TAU	2.50
2	SCOLA	TAU	19.50	2	PENN	Olympiacos	2.50
3	RAKOCEVIC	TAU	19.50	3	PRIGIONI	Tau Ceramica	2.50
4	SISKAUSKAS	Panathinaikos	18.50	4	ACKER	Olympiacos	2.50
5	NAVARRO	Winterthur FCB	18.00	5	HOLDEN	CSKA	2.00

POINTS				2 POINTS SHOOTING			
R	Name	Team	AVG	R	Name	Team	%
1	RAKOCEVIC	TAU	20.50	1	TRIAS	Winterthur FCB	87.50
2	SISKAUSKAS	Panathinaikos	17.50	2	VAN DEN SPIEGEL	CSKA	83.33
3	NAVARRO	Winterthur FCB	16.33	3	PIETRUS	Unicaja	80.00
4	LANGDON	CSKA	15.67	4	PONKRASHOV	CSKA	80.00
5	DOMERCANT	Olympiacos	15.00	5	BATISTE	Panathinaikos	76.92

REBOUNDS				3 POINTS SHOOTING			
R	Name	Team	AVG	R	Name	Team	%
1	SCOLA	TAU	9.50	1	SISKAUSKAS	Panathinaikos	87.50
2	BOUROUSIS	Olympiacos	8.00	2	RAKOCEVIC	TAU	61.54
3	ZIZIC,	Olympiacos	7.50	3	VUJCIC	Maccabi Elite	57.14
4	VUJCIC	Maccabi Elite	7.33	4	SANCHEZ	Unicaja	57.14
5	TORRES	CSKA	7.33	5	TUSEK	Unicaja	50.00

ASSISTS				1 POINT SHOOTING			
R	Name	Team	AVG	R	Name	Team	%
1	PAPALOUKAS	CSKA	7.00	1	RAKOCEVIC	TAU	100.00
2	PENN	Olympiacos	4.00	2	HOSKIN	Olympiacos	100.00
3	DIAMANTIDIS	Panathinaikos	3.50	3	PLANINIC	TAU	100.00
4	NAVARRO	Winterthur FCB	3.33	4	LANGDON	CSKA	100.00
5	SANCHEZ	Unicaja	3.33	5	FOTSIS,	Dynamo M.	100.00

BLOCKS			
R	Name	Team	AVG
1	VAN DEN SPIEGEL	CSKA	1.00
2	TSARTSARIS	Panathinaikos	1.00
3	SCOLA	TAU	1.00
4	PAPADOPOULOS	Dynamo M.	1.00
5	FOTSIS	Dynamo M.	1.00



Aris TT Bank		Games	Points	Av.	Av.Time	2 P	3 P	1 P	DR.	OR	Av.	As	St	TO	Bl	PF		
ABDUL-RAUF, M	17	79	4,6	0:11	24 / 60	40,00%	10 / 29	34,48%	1 / 2	50,00%	12	2	0,8	12	11	15	0	21
CASTLE, T	18	164	9,1	0:29	28 / 72	38,89%	19 / 51	37,25%	51 / 65	78,46%	46	12	3,2	39	28	51	1	42
FLECER, K	10	25	2,5	0:07	5 / 15	33,33%	2 / 8	25,00%	9 / 10	90,00%	9	6	1,5	0	1	6	1	13
GIANNIOULIS, Y	12	35	2,9	0:10	14 / 32	43,75%	0 / 0		7 / 11	63,64%	17	15	2,7	6	7	9	2	25
ILIADIS, S	18	138	7,7	0:17	39 / 71	54,93%	9 / 20	45,00%	33 / 47	70,21%	28	12	2,2	17	12	17	0	20
KALAITZIS, G	18	28	1,6	0:16	5 / 21	23,81%	2 / 13	15,38%	12 / 16	75,00%	31	4	1,9	16	16	16	0	60
MASSEY, J	20	247	12,4	0:30	84 / 171	49,12%	3 / 14	21,43%	70 / 88	79,55%	97	51	7,4	27	37	26	16	44
PANTELIADIS, S	15	10	0,7	0:07	2 / 10	20,00%	0 / 3	0,00%	6 / 6	100,00%	8	1	0,6	9	8	9	0	23
SCALES, A	19	287	15,1	0:28	58 / 115	50,43%	42 / 117	35,90%	45 / 69	65,22%	54	10	3,4	25	32	37	2	41
SERAPINAS, S	19	51	2,7	0:09	8 / 16	50,00%	9 / 22	40,91%	8 / 15	53,33%	20	8	1,5	2	6	5	1	23
SIGALAS, G	20	59	3,0	0:15	13 / 39	33,33%	9 / 33	27,27%	6 / 13	46,15%	42	2	2,2	25	23	23	4	56
TSALDARIS, D	16	66	4,1	0:14	11 / 20	55,00%	13 / 32	40,63%	5 / 10	50,00%	19	4	1,4	12	9	11	1	27
VILKINSON, M	19	233	12,3	0:26	81 / 141	57,45%	8 / 24	33,33%	47 / 64	73,44%	68	44	5,9	24	38	25	14	56
	1422	56,88			372 / 783	47,51%	126 / 366	34,43%	300 / 416	72,12%	451	171	24, 214	228	250	42	451	

Benetton Basket Treviso		Games	Points	Av.	Av.Time	2 P	3 P	1 P	DR.	OR	Av.	As	St	TO	Bl	PF		
BEARD, J	14	51	3,6	0:12	22 / 42	52,38%	0 / 0		7 / 14	50,00%	27	15	3,0	6	15	15	1	45
CUCCAROLO, G	1	0	0,0	0:00	0 / 0	0,00%	0 / 0		0 / 0	0,00%	0	0	0,0	0	0	0	0	0
GEORGE, N	9	0	0,0	0:01	0 / 0	0,00%	0 / 3	0,00%	0 / 0		2	0	0,2	0	1	1	0	0
GIGLI, A	20	141	7,1	0:18	41 / 75	54,67%	12 / 35	34,29%	23 / 38	60,53%	44	22	3,3	11	22	31	12	34
GOREE, M	18	228	12,7	0:30	67 / 118	56,78%	20 / 49	40,82%	34 / 49	69,39%	88	27	6,4	25	23	25	15	42
LORBEK, E	2	13	6,5	0:16	5 / 9	55,56%	1 / 3	33,33%	0 / 0		4	3	3,5	2	5	1	2	4
LYDAY, T	19	179	9,4	0:23	36 / 86	41,86%	20 / 60	33,33%	47 / 69	68,12%	32	14	2,4	32	41	37	4	53
MORDENTE, M	20	197	9,9	0:24	41 / 77	53,25%	29 / 58	50,00%	28 / 36	77,78%	40	15	2,8	29	24	31	1	54
NELSON, S	18	161	8,9	0:22	47 / 75	62,67%	12 / 44	27,27%	31 / 40	77,50%	69	39	6,0	35	16	29	4	51
RULLO, R	6	3	0,5	0:01	0 / 0	0,00%	0 / 1	0,00%	3 / 4	75,00%	0	0	0,0	1	0	2	0	0
SANTANGELO, M	4	5	1,3	0:10	1 / 6	16,67%	1 / 3	33,33%	0 / 0		2	2	1,0	2	0	1	0	3
SHUMPERT, P	6	72	12,0	0:28	17 / 29	58,62%	9 / 21	42,86%	11 / 19	57,89%	17	6	3,8	6	10	7	0	14
SMITH, B	16	52	3,3	0:11	9 / 22	40,91%	8 / 19	42,11%	10 / 15	66,67%	17	10	1,7	5	13	11	1	19
SORAGNA, M	20	138	6,9	0:24	37 / 67	55,22%	13 / 56	23,21%	25 / 35	71,43%	36	2	1,9	30	15	26	1	45
ZISIS, N	20	220	11,0	0:33	55 / 117	47,01%	19 / 55	34,55%	53 / 64	82,81%	46	4	2,5	86	24	40	1	51
	1460	58,40			378 / 723	52,28%	144 / 407	35,38%	272 / 383	71,02%	424	159	23, 270	209	257	42	415	

Cibona Zagreb		Games	Points	Av.	Av.Time	2 P	3 P	1 P	DR.	OR	Av.	As	St	TO	Bl	PF		
ANDRJC, L	12	52	4,3	0:11	18 / 31	58,06%	2 / 4	50,00%	10 / 11	90,91%	25	6	2,6	1	7	13	3	38
BADER, M	13	58	4,5	0:19	19 / 36	52,78%	0 / 0		20 / 27	74,07%	44	29	5,6	6	10	26	8	47
KRASIC, B	13	72	5,5	0:14	11 / 31	35,48%	10 / 29	34,48%	20 / 23	86,96%	23	8	2,4	3	5	14	3	33
KUS, D	14	191	13,6	0:34	25 / 57	43,86%	22 / 56	39,29%	75 / 82	91,46%	22	6	2,0	44	15	42	3	33
MANCE, M	11	53	4,8	0:14	10 / 25	40,00%	8 / 15	53,33%	9 / 10	90,00%	9	3	1,1	6	7	11	0	13
MCCULLOUGH, J	10	94	9,4	0:23	24 / 51	47,06%	5 / 18	27,78%	31 / 36	86,11%	17	9	2,6	21	18	17	0	24
MOROVIC, V	2	6	3,0	0:05	2 / 3	66,67%	0 / 0		2 / 2	100,00%	1	1	1,0	1	0	1	0	3
ROZIC, M	14	58	4,1	0:15	18 / 35	51,43%	2 / 10	20,00%	16 / 21	76,19%	33	9	3,0	9	11	9	0	33
TOMAS, I	1	0	0,0	0:03	0 / 0	0,00%	0 / 0		0 / 0		0	0	0,0	0	0	2	0	1
VRBANC, G	7	44	6,3	0:14	6 / 16	37,50%	8 / 21	38,10%	8 / 10	80,00%	7	2	1,3	6	3	8	0	15
WARREN, L	14	192	13,7	0:30	40 / 86	46,51%	24 / 58	41,38%	40 / 53	75,47%	55	13	4,9	18	17	32	2	39
WISNIEWSKI, A	7	83	11,9	0:28	22 / 31	70,97%	9 / 18	50,00%	12 / 17	70,59%	9	3	1,7	12	16	12	0	18
WRIGHT, B	14	172	12,3	0:29	51 / 98	52,04%	2 / 6	33,33%	64 / 85	75,29%	68	44	8,0	17	20	44	7	54
ZUZA, J	10	38	3,8	0:08	13 / 28	46,43%	0 / 0		12 / 17	70,59%	10	6	1,6	3	1	10	0	19
	1113	44,52			259 / 528	49,05%	92 / 235	39,15%	319 / 394	80,96%	323	139	18, 147	130	241	26	370	

Climamio Bologna		Games	Points	Av.	Av.Time	2 P	3 P	1 P	DR.	OR	Av.	As	St	TO	Bl	PF		
BELINELLI, M	13	167	12,8	0:27	32 / 73	43,84%	24 / 75	32,00%	31 / 41	75,61%	24	1	1,9	17	10	24	0	32
BLUTHENTHAL, D	14	224	16,0	0:31	52 / 111	46,85%	32 / 60	53,33%	24 / 29	82,76%	44	15	4,2	17	8	18	1	38
CAVALIERO, D	13	46	3,5	0:12	4 / 12	33,33%	9 / 24	37,50%	11 / 14	78,57%	9	1	0,8	17	9	11	0	22
DIGBEU, A	5	26	5,2	0:18	2 / 6	33,33%	4 / 19	21,05%	10 / 12	83,33%	12	3	3,0	5	10	6	3	9
EDNEY, T	12	152	12,7	0:30	51 / 100	51,00%	5 / 19	26,32%	35 / 43	81,40%	18	12	2,5	49	12	25	0	24
EVTIMOV, V	14	83	5,9	0:14	33 / 56	58,93%	0 / 0		17 / 33	51,52%	45	26	5,1	14	14	17	0	27
FULTZ, R	9	18	2,0	0:07	3 / 9	33,33%	3 / 10	30,00%	3 / 7	42,86%	2	2	0,4	9	4	10	0	9
GAY, D	2	0	0,0	0:05	0 / 0	0,00%	0 / 0		0 / 0		0	0	0,0	0	1	1	0	2
HAMANN, S	7	33	4,7	0:15	8 / 16	50,00%	3 / 9	33,33%	8 / 9	88,89%	9	2	1,6	18	4	7	1	17
JANICENOKS, K	2	10	5,0	0:10	1 / 3	33,33%	2 / 3	66,67%	2 / 2	100,00%	0	1	0,5	2	1	1	0	3
MANCINELLI, S	13	132	10,2	0:28	39 / 67	58,21%	14 / 35	40,00%	12 / 23	52,17%	30	14	3,4	18	34	19	2	38
RESS, TOMAS	4	0	0,0	0:08	0 / 2	0,00%	0 / 3	0,00%	0 / 0		1	0	0,3	0	3	0	2	4
SHUMPERT, P	8	88	11,0	0:26	26 / 54	48,15%	11 / 28	39,29%	3 / 4	75,00%	10	8	2,3	10	16	12	1	12
THOMAS, J	13	136	10,5	0:27	52 / 87	59,77%	0 / 1	0,00%	32 / 52	61,54%	83	45	9,8	12	19	23	9	51
	1115	44,60			303 / 596	50,84%	107 / 286	37,41%	188 / 269	69,89%	287	130	16, 188	145	174	19	288	

CSKA Moscow		Games	Points	Av.	Av.Time	2 P	3 P	1 P	DR.	OR	Av.	As	St	TO	Bl	PF		
ANDERSEN, D	23	228	9,9	0:22	62 / 139	44,60%	18 / 36	50,00%	50 / 65	76,92%	83	26	4,7	22	12	29	10	43
HOLDEN, JR	23	233	10,1	0:29	48 / 98	48,98%	39 / 104	37,50%	20 /									



Efes Pilsen Istanbul																		
	Games	Points	Av.	Av.Time	2 P	3 P	1 P	DR.	OR	Av.	As	St	TO	BI	PF			
ABI, M	18	29	1,6	0:16	6/16	37,50%	4/17	23,53%	5/9	55,56%	24	5	1,6	9	9	16	1	46
AKIN, F	6	8	1,3	0:10	1/4	25,00%	2/8	25,00%	0/0		3	0	0,5	8	2	3	0	8
AKYOL, C	14	82	5,9	0:23	14/37	37,84%	14/40	35,00%	12/16	75,00%	36	3	2,8	11	14	14	2	25
ERDEN, C	18	86	4,8	0:18	7/20	35,00%	22/56	39,29%	6/7	85,71%	20	7	1,5	22	15	15	0	41
ERMIS, B	5	12	2,4	0:07	3/5	60,00%	1/5	20,00%	3/3	100,00%	2	2	0,8	5	1	2	0	5
GONLUM, K	20	107	5,4	0:15	41/69	59,42%	0/2	0,00%	25/38	65,79%	51	35	4,3	8	13	9	5	19
GRANGER, C	7	57	8,1	0:19	5/9	55,56%	15/32	46,88%	2/3	66,67%	10	3	1,9	2	1	4	0	5
HAI SLIP, M	20	282	14,1	0:27	67/117	57,26%	32/85	37,65%	52/69	75,36%	102	32	6,7	7	14	28	35	46
HERSEK, B	4	15	3,8	0:11	3/4	75,00%	2/6	33,33%	3/6	50,00%	5	2	1,8	2	3	3	1	8
JENKINS, H	14	203	14,5	0:27	42/82	51,22%	25/80	31,25%	44/58	75,86%	29	8	2,6	38	11	33	4	33
KUQO, E	20	181	9,1	0:19	73/138	52,90%	4/13	30,77%	23/29	79,31%	47	22	3,5	22	15	35	1	46
NICHOLAS, A	20	279	14,0	0:34	39/82	47,56%	52/130	40,00%	45/62	72,58%	48	3	2,6	76	15	42	4	35
PACUN, B	1	2	2,0	0:03	1/2	50,00%	0/0		0/0		0	1	1,0	0	1	0	0	0
PRKACIN, N	20	132	6,6	0:18	52/88	59,09%	0/0		28/46	60,87%	46	31	3,9	25	19	39	2	63
PROFIT, L	7	22	3,1	0:16	5/9	55,56%	2/7	28,57%	6/7	85,71%	21	1	3,1	9	8	4	2	11
Total	1497	59,88	359/682	52,64%	175/481	36,38%	254/353	71,95%	444	155	23	244	141	247	57	391		

Elan Béarnais Pau-Orthez																		
	Games	Points	Av.	Av.Time	2 P	3 P	1 P	DR.	OR	Av.	As	St	TO	BI	PF			
AJINCA, A	2	0	0,0	0:04	0/0	0/4	0,00%	0/0		2	1	1,5	0	0	2	0	3	
BAUER, M	12	114	9,5	0:18	23/35	65,71%	17/44	38,64%	17/23	73,91%	31	7	3,2	16	6	19	18	34
D'ALMEIDA, X	16	53	3,3	0:14	10/22	45,45%	7/17	41,18%	12/15	80,00%	22	1	1,4	31	6	24	1	30
FAUTHOUX, F	11	8	0,7	0:07	0/1	0,00%	2/11	18,18%	2/2	100,00%	3	0	0,3	12	3	11	0	11
FERCHAUD, C	19	96	5,1	0:16	9/18	50,00%	25/62	40,32%	3/4	75,00%	21	3	1,3	7	11	14	1	37
GREER, R	19	148	7,8	0:26	45/94	47,87%	6/32	18,75%	40/56	71,43%	84	40	6,5	61	24	36	0	39
HARRISON, C	17	173	10,2	0:27	33/64	51,56%	23/70	32,86%	38/47	80,85%	30	12	2,5	31	31	32	1	60
JOHNSON, B	20	222	11,1	0:24	58/95	61,05%	19/61	31,15%	49/62	79,03%	62	22	4,2	22	21	43	7	67
MAHINMI, I	18	67	3,7	0:11	26/39	66,67%	0/0		15/23	65,22%	34	16	2,8	1	5	17	3	43
MILES, A	20	203	10,2	0:30	58/130	44,62%	19/41	46,34%	30/45	66,67%	59	13	3,6	74	29	42	3	46
RUPERT, T	14	24	1,7	0:09	11/30	36,67%	0/0		2/2	100,00%	16	7	1,6	1	5	10	10	17
SANDERS, M	10	105	10,5	0:22	20/40	50,00%	20/49	40,82%	5/9	55,56%	26	7	3,3	7	12	14	2	24
VATY, L	7	14	2,0	0:06	7/13	53,85%	0/1	0,00%	0/0		5	4	1,3	0	2	3	2	1
WRIGHT, M	20	302	15,1	0:28	105/190	55,26%	0/0		92/123	74,80%	55	47	5,1	5	8	26	11	52
Total	1529	61,16	405/763	53,08%	138/392	35,20%	305/411	74,21%	450	180	25	268	163	293	59	464		

Eldo Napoli																		
	Games	Points	Av.	Av.Time	2 P	3 P	1 P	DR.	OR	Av.	As	St	TO	BI	PF			
BROWN, T	6	86	14,3	0:27	29/62	46,77%	2/20	10,00%	22/27	81,48%	11	6	2,8	17	12	15	1	12
CITTADINI, A	14	77	5,5	0:19	28/43	65,12%	1/2	50,00%	18/28	64,29%	40	26	4,7	6	15	20	4	50
ELLIS, T	10	114	11,4	0:25	11/19	57,89%	22/60	36,67%	26/39	66,67%	21	8	2,9	32	14	29	3	28
FLAMINI, S	13	32	2,5	0:11	5/16	31,25%	4/11	36,36%	10/14	71,43%	9	7	1,2	2	11	5	0	13
LARRANAGA, J	14	71	5,1	0:17	10/26	38,46%	14/39	35,90%	9/9	100,00%	23	14	2,6	6	11	12	2	31
MALAVENTURA, M	13	63	4,8	0:15	10/25	40,00%	11/26	42,31%	10/11	90,91%	8	2	0,8	8	7	6	0	23
MORANDAI, M	12	138	11,5	0:28	36/75	48,00%	12/48	25,00%	30/40	75,00%	54	13	5,6	14	15	30	6	33
MORENA, D	4	13	3,3	0:11	3/4	75,00%	2/5	40,00%	1/2	50,00%	6	2	2,0	0	3	1	0	9
ROCCA, R	13	149	11,5	0:23	55/96	57,29%	0/0		39/66	59,09%	44	46	6,9	5	20	19	2	54
SESAY, A	12	120	10,0	0:30	19/61	31,15%	21/52	40,38%	19/28	67,86%	39	19	4,8	9	13	18	11	43
SPINELLI, V	14	43	3,1	0:13	12/23	52,17%	0/14	0,00%	19/26	73,08%	11	4	1,1	34	19	22	0	15
TREPAGNIE, J	13	126	9,7	0:25	29/68	42,65%	18/53	33,96%	14/20	70,00%	30	12	3,2	11	15	15	8	25
Total	1032	41,28	247/518	47,68%	107/330	32,42%	217/310	70,00%	296	159	18	144	155	192	37	336		

Fenerbahçe Ülker Istanbul																		
	Games	Points	Av.	Av.Time	2 P	3 P	1 P	DR.	OR	Av.	As	St	TO	BI	PF			
BASAK, R	8	21	2,6	0:06	3/9	33,33%	2/6	33,33%	9/10	90,00%	3	3	0,8	0	1	2	1	11
BASDEN, E	9	53	5,9	0:22	20/38	52,63%	2/9	22,22%	7/10	70,00%	20	7	3,0	15	19	13	1	20
CLARK, I	14	47	3,4	0:12	14/26	53,85%	4/16	25,00%	7/12	58,33%	38	9	3,4	3	8	17	3	34
DEMIREL, H	5	8	1,6	0:07	1/1	100,00%	2/3	66,67%	0/0		1	3	0,8	1	0	4	0	3
ERDEN, S	8	36	4,5	0:13	12/23	52,17%	1/1	100,00%	9/13	69,23%	14	11	3,1	1	5	8	1	13
KAMBALA, K	13	206	15,8	0:26	73/120	60,83%	1/1	100,00%	57/75	76,00%	43	23	5,1	11	11	27	2	42
KUTLUAY, I	14	162	11,6	0:32	22/43	51,16%	29/87	33,33%	31/39	79,49%	22	4	1,9	20	13	19	1	25
MRSIC, D	14	154	11,0	0:26	15/26	57,69%	38/86	44,19%	10/15	66,67%	19	5	1,7	26	7	18	0	33
MUTAF, C	1	0	0,0	0:00	0/0		0/0		0/0		0	0	0,0	0	0	0	0	0
ONAN, Ö	13	66	5,1	0:21	16/29	55,17%	8/36	22,22%	10/18	55,56%	18	3	1,6	9	15	4	0	36
SAVAS, O	14	52	3,7	0:13	20/41	48,78%	0/0		12/15	80,00%	17	15	2,3	4	6	11	3	25
SOLOMON, W	11	150	13,6	0:32	28/61	45,90%	26/67	38,81%	16/18	88,89%	32	0	2,9	42	21	43	3	34
TURKCAN, M	11	89	8,1	0:25	25/48	52,08%	6/26	23,08%	21/28	75,00%	78	23	9,2	12	13	19	7	23
Total	1044	41,76	249/465	53,55%	119/338	35,21%	189/253	74,70%	305	106	16	144	119	185	22	299		

Le Mans Sarthe																		
	Games	Points	Av.	Av.Time	2 P	3 P	1 P	DR.	OR	Av.	As	St	TO	BI	PF			
ADJWANOU, F	9	12	1,3	0:07	3/11	27,27%	0/0		6/12	50,00%	13	5	2,0	6	3	9	1	16
AMAGOU, P	14	58	4,1	0:16	9/28	32,14%	10/28	35,71%	10/16	62,50%	10	2	0,9	14	7	18	0	27
BATUM, N	12	51	4,3	0:13	16/27	59,26%	3/11	27,27%	10/13	76,92%	13	7	1,7	8	9	14	5	15
BOGAVAC, N	11	89	8,1	0:23	14/29	48,28%	18/37	48,65%	7/9	77,78%	20	4	2,2	13	7	15	0	16
BOKOLO, Y	14	65	4,6	0:20	16/31	51,61%	8/23	34,78%	9/16	56,25%	25	8	2,4	44	6	29	2	28
CAMPBELL, E	14	191	13,6	0:31	67/97	69,07%	9/24	37,50%	30/45	66,67%	63	36	7,1	21	18	21	10	32
CEL, A	2	0	0,0	0:01	0/0		0/0		0/0		0	0	0,0	0	0	0	0	1
GREGORY, W	14	209	14,9	0:33	77/142	54,23%	13/25	52,00%	16/27	59,26%	60	15	5,4	31	6	35	4	33
KOFFI, K	10	45	4,5	0:16	18/49	36,73%	0/1	0,00%	9/16	56,25%	14	13	2,7	7	6	13	8	18
NICEVIC, S	14	167	11,9	0:26	67/132	50,76%	1/2	50,00%	30/34	88,24%	61	18	5,6	21	12	40	18	37
SKELIN, M	3	15	5,0	0:20	6/12	50,00%	0/0		3/4	75,00%	10	2	4,0	6	0	2	0	6
WHEELER, T	13	83	6,4	0:21	16/23	69,57%	12/59	20,34%	15/17	88,24%	20	3	1,8	49	8	19	1	22



Maccabi Elite Tel Aviv

	Games	Points	Av.	Av.Time	2 P	3 P	1 P	DR.	OR	Av.	As	St	TO	BI	PF			
ARNOLD, J	23	173	7,5	0:15	59 / 107	55,14%	1 / 8	12,50%	52 / 63	82,54%	69	33	4,4	13	8	32	9	42
BUFORD, R	5	23	4,6	0:13	8 / 17	47,06%	1 / 8	12,50%	4 / 4	100,00%	8	0	1,6	4	7	2	0	6
BURSTEIN, T	14	107	7,6	0:23	18 / 42	42,86%	16 / 37	43,24%	23 / 29	79,31%	38	7	3,2	27	13	26	1	33
BYNUM, W	21	232	11,0	0:26	59 / 123	47,97%	19 / 65	29,23%	57 / 68	83,82%	46	7	2,5	55	28	64	2	59
ELIAHU, L	22	238	10,8	0:21	88 / 153	57,52%	0 / 6	0,00%	62 / 95	65,26%	76	40	5,3	29	19	31	10	48
FELIX, N	12	34	2,8	0:07	11 / 20	55,00%	0 / 2	0,00%	12 / 16	75,00%	11	2	1,1	1	1	9	4	32
GREEN, Y	19	57	3,0	0:07	19 / 37	51,35%	0 / 0		19 / 29	65,52%	20	18	2,0	7	7	16	4	30
HALPERIN, Y	19	123	6,5	0:24	26 / 67	38,81%	16 / 46	34,78%	23 / 27	85,19%	34	6	2,1	38	21	28	1	44
JASAITIS, S	23	227	9,9	0:25	41 / 62	66,13%	38 / 95	40,00%	31 / 38	81,58%	44	36	3,5	12	14	8	2	52
JERETIN, G	10	55	5,5	0:16	9 / 16	56,25%	7 / 22	31,82%	16 / 20	80,00%	14	1	1,5	10	9	21	0	27
SHARP, D	23	240	10,4	0:25	29 / 65	44,62%	38 / 79	48,10%	68 / 77	88,31%	42	12	2,3	30	28	26	1	71
SHASON, S	19	53	2,8	0:08	6 / 15	40,00%	8 / 32	25,00%	17 / 19	89,47%	21	11	1,7	6	5	8	2	40
VUJCIC, N	22	328	14,9	0:31	105 / 194	53,61%	14 / 30	46,67%	76 / 102	74,51%	129	38	7,6	85	25	52	18	57
TOTAL	1890	75,60			478 / 914	52,30%	158 / 430	36,74%	460 / 587	78,36%	552	211	30,317	185	323	54	541	



MBC Dynamo Moscow

	Games	Points	Av.	Av.Time	2 P	3 P	1 P	DR.	OR	Av.	As	St	TO	BI	PF			
BYKOV, S	20	53	2,7	0:10	17 / 33	51,52%	3 / 17	17,65%	10 / 23	43,48%	10	4	0,7	17	15	12	1	28
DEAN, T	8	76	9,5	0:25	20 / 38	52,63%	10 / 40	25,00%	6 / 9	66,67%	20	5	3,1	6	8	13	0	24
DOMANI, D	22	115	5,2	0:23	29 / 51	56,86%	10 / 24	41,67%	27 / 42	64,29%	37	7	2,0	23	25	20	1	45
EKEZIE, O	10	67	6,7	0:12	25 / 37	67,57%	0 / 0		17 / 22	77,27%	17	11	2,8	3	6	12	4	19
FOTSIS, A	22	303	13,8	0:30	63 / 124	50,81%	35 / 79	44,30%	72 / 85	84,71%	100	55	7,0	15	23	45	14	34
GILL, E	20	124	6,2	0:16	18 / 40	45,00%	18 / 45	40,00%	34 / 41	82,93%	32	3	1,8	28	18	38	1	37
HANSEN, T	14	201	14,4	0:29	48 / 94	51,06%	22 / 61	36,07%	39 / 57	68,42%	43	12	3,9	24	19	30	1	26
IVANOV, A	4	6	1,5	0:08	1 / 5	20,00%	0 / 4	0,00%	4 / 4	100,00%	3	0	0,8	1	0	3	0	4
KHVOSTOV, D	16	45	2,8	0:09	10 / 16	62,50%	3 / 17	17,65%	16 / 22	72,73%	9	6	0,9	10	10	21	0	15
MONYA, S	21	74	3,5	0:13	9 / 33	27,27%	15 / 34	44,12%	11 / 12	91,67%	39	13	2,5	4	11	18	5	33
PAPADOPOULOS, L	17	252	14,8	0:29	94 / 177	53,11%	0 / 0		64 / 96	66,67%	86	37	7,2	30	22	46	15	35
POPOVIC, B	22	235	10,7	0:25	51 / 96	53,13%	13 / 48	27,08%	94 / 112	83,93%	52	12	2,9	42	38	41	1	64
RAICEVIC, M	2	0	0,0	0:09	0 / 3	0,00%	0 / 2	0,00%	0 / 0		6	0	3,0	2	0	3	1	4
TRUSHKIN, A	9	36	4,0	0:11	10 / 20	50,00%	0 / 0		16 / 24	66,67%	13	6	2,1	1	3	8	1	23
VASILYEV, Y	21	64	3,0	0:14	21 / 43	48,84%	2 / 6	33,33%	16 / 22	72,73%	21	17	1,8	8	10	12	12	55
TOTAL	1651	66,04			416 / 810	51,36%	131 / 377	34,75%	426 / 571	74,61%	488	188	27,214	208	322	57	446	



Olympiacos Piraeus

	Games	Points	Av.	Av.Time	2 P	3 P	1 P	DR.	OR	Av.	As	St	TO	BI	PF			
ACKER, A	22	315	14,3	0:32	97 / 197	49,24%	14 / 44	31,82%	79 / 91	86,81%	92	31	5,6	53	39	65	9	58
BARLOS, N	16	20	1,3	0:06	5 / 17	29,41%	1 / 9	11,11%	7 / 9	77,78%	15	4	1,2	9	4	5	2	28
BOUROUSIS, I	19	163	8,6	0:16	52 / 68	76,47%	9 / 22	40,91%	32 / 44	72,73%	73	36	5,7	15	20	21	13	42
CHARISIS, C	19	50	2,6	0:10	12 / 24	50,00%	4 / 20	20,00%	14 / 16	87,50%	15	4	1,0	16	5	17	1	22
DOMERCANT, H	22	247	11,2	0:24	50 / 100	50,00%	40 / 90	44,44%	27 / 38	71,05%	32	15	2,1	12	23	26	2	52
HOSKIN, S	8	51	6,4	0:16	14 / 35	40,00%	0 / 3	0,00%	23 / 24	95,83%	24	14	4,8	3	3	8	1	18
MACIJASKAS, A	2	15	7,5	0:15	4 / 4	100,00%	1 / 7	14,29%	4 / 4	100,00%	4	1	2,5	2	2	8	0	5
MACNAMARA, J	1	0	0,0	0:01	0 / 0	0,00%	0 / 0		0 / 0		0	0	0,0	0	0	0	0	1
MULAOMEROVIC, D	6	15	2,5	0:09	3 / 8	37,50%	1 / 6	16,67%	6 / 10	60,00%	7	1	1,3	4	1	7	0	5
PAPAMAKARIOS, M	18	55	3,1	0:12	8 / 17	47,06%	10 / 25	40,00%	9 / 14	64,29%	19	6	1,4	18	13	8	0	37
PENN, J	22	261	11,9	0:33	60 / 134	44,78%	19 / 69	27,54%	84 / 101	83,17%	60	9	3,1	75	31	57	0	52
SCHORTSANITIS, S	17	113	6,6	0:11	38 / 58	65,52%	0 / 0		37 / 73	50,68%	22	9	1,8	12	7	29	6	47
STEFANOV, V	7	4	0,6	0:05	0 / 3	0,00%	1 / 2	50,00%	1 / 2	50,00%	3	2	0,7	1	2	1	1	2
STIK, RUAN E	14	69	4,9	0:15	26 / 49	53,06%	1 / 3	33,33%	14 / 21	66,67%	36	15	3,6	9	6	16	9	33
VASILOPOULOS, P	22	118	5,4	0:16	27 / 71	38,03%	13 / 35	37,14%	25 / 32	78,13%	57	16	3,3	22	14	32	13	71
ZIZIC, A	22	268	12,2	0:24	99 / 171	57,89%	1 / 4	25,00%	67 / 84	79,76%	73	42	5,2	22	12	44	5	76
TOTAL	1764	70,56			495 / 956	51,78%	115 / 339	33,92%	429 / 563	76,20%	532	205	29,273	182	344	62	549	



Panathinaikos Athens

	Games	Points	Av.	Av.Time	2 P	3 P	1 P	DR.	OR	Av.	As	St	TO	BI	PF			
ALVERTIS, F	9	31	3,4	0:09	3 / 7	42,86%	7 / 22	31,82%	4 / 6	66,67%	4	1	0,6	5	1	5	0	13
BATISTE, M	17	217	12,8	0:21	87 / 127	68,50%	2 / 8	25,00%	37 / 51	72,55%	54	44	5,8	7	16	27	8	41
BECIROVIC, S	21	212	10,1	0:22	41 / 90	45,56%	21 / 55	38,18%	67 / 83	80,72%	35	10	2,1	45	16	37	1	53
CHATZIVRETTAS, N	20	161	8,1	0:22	35 / 62	56,45%	18 / 44	40,91%	37 / 55	67,27%	25	6	1,6	21	18	20	3	53
DELK, T	15	128	8,5	0:18	33 / 72	45,83%	11 / 34	32,35%	29 / 38	76,32%	22	11	2,2	16	9	27	1	28
DIAMANTIDIS, D	22	195	8,9	0:29	38 / 75	50,67%	26 / 57	45,61%	41 / 53	77,36%	63	21	3,8	87	49	49	15	53
DIKOUDIS, D	21	173	8,2	0:14	55 / 87	63,22%	10 / 21	47,62%	33 / 52	63,46%	50	26	3,6	8	5	21	0	37
JAVTOKAS, R	18	49	2,7	0:09	19 / 31	61,29%	0 / 0		11 / 31	35,48%	18	12	1,7	2	5	13	7	26
PAPANIKOLAOU, N	10	7	0,7	0:08	3 / 9	33,33%	0 / 6	0,00%	1 / 1	100,00%	8	5	1,3	2	4	7	3	14
SAKOTA, N	10	32	3,2	0:09	5 / 6	83,33%	6 / 20	30,00%	4 / 5	80,00%	5	5	1,0	5	6	4	0	13
SISKAUSKAS, R	18	188	10,4	0:25	31 / 65	47,69%	31 / 61	50,82%	33 / 47	70,21%	31	10	2,3	18	19	17	5	35
TOMASEVIC, D	20	151	7,6	0:16	50 / 80	62,50%	0 / 0		51 / 74	68,92%	55	39	4,7	18	7	22	7	39
TSARTSARIS, K	21	152	7,2	0:20	44 / 77	57,14%	10 / 40	25,00%	34 / 49	69,39%	76	28	5,0	30	14	36	11	56
VUJANIC, M	17	86	5,1	0:14	6 / 16	37,50%	16 / 47	34										



RheinEnergie Koeln		Games	Points	Av.	Av.Time	2 P	3 P	1 P	DR.	OR	Av.	As	St	TO	BI	PF		
BURRELL, R	10	131	13,1	0:28	42 / 83	50,60%	1 / 3	33,33%	44 / 52	84,62%	40	23	6,3	18	7	22	4	19
FAISON, M	9	136	15,1	0:27	22 / 34	64,71%	19 / 33	57,58%	35 / 38	92,11%	15	7	2,4	13	10	22	1	30
GORTAT, M	14	145	10,4	0:27	56 / 94	59,57%	1 / 2	50,00%	30 / 45	66,67%	52	27	5,6	17	15	30	15	39
GREEN, D	5	62	12,4	0:35	18 / 46	39,13%	4 / 13	30,77%	14 / 23	60,87%	18	4	4,4	12	14	15	3	17
GRÜNHEID, G	13	38	2,9	0:13	12 / 24	50,00%	2 / 18	11,11%	8 / 9	88,89%	20	8	2,2	11	6	18	2	23
JONES, A	4	20	5,0	0:11	7 / 10	70,00%	0 / 0	6 / 12	50,00%	14	3	4,3	2	1	12	2	9	
MALLET, D	13	167	12,8	0:28	25 / 54	46,30%	33 / 89	37,08%	18 / 22	81,82%	32	3	2,7	30	10	30	1	39
MARTENS, D	1	0	0,0	0:04	0 / 0	0 / 0	0 / 0	0 / 0	0 / 0	0 / 0	0	0	0,0	0	0	0	0	0
McELROY, I	13	131	10,1	0:30	59 / 94	62,77%	0 / 4	0,00%	13 / 24	54,17%	30	21	3,9	37	13	24	0	38
NADJEFI, A	10	89	8,9	0:21	35 / 60	58,33%	1 / 9	11,11%	16 / 29	55,17%	14	11	2,5	28	12	20	1	25
SCHWETHELM, P	2	10	5,0	0:06	1 / 2	50,00%	2 / 2	100,00%	0 / 0	0 / 0	0	0	0,0	0	1	1	0	0
SLJIVANCANIN, M	9	52	5,8	0:20	3 / 13	23,08%	14 / 36	38,89%	4 / 6	66,67%	9	4	1,4	7	9	16	1	19
STRASSER, J	9	13	1,4	0:08	1 / 7	14,29%	3 / 6	50,00%	2 / 2	100,00%	2	2	0,4	8	1	10	0	10
TALTS, J	13	38	2,9	0:16	8 / 17	47,06%	5 / 29	17,24%	7 / 11	63,64%	32	10	3,2	6	4	10	0	41
	1032	41,28			289 / 538	53,72%	85 / 244	34,84%	199 / 275	72,36%	278	123	16,	189	103	230	38	309

Tau Cerámica		Games	Points	Av.	Av.Time	2 P	3 P	1 P	DR.	OR	Av.	As	St	TO	BI	PF		
ARSLAN, E	6	37	6,2	0:13	3 / 6	50,00%	9 / 14	64,29%	4 / 6	66,67%	8	0	1,3	4	2	5	0	6
CILLA, J	8	2	0,3	0:04	0 / 5	0,00%	0 / 1	0,00%	2 / 6	33,33%	4	4	1,0	1	1	2	0	7
ERDOGAN, S	20	243	12,2	0:22	30 / 65	46,15%	47 / 105	44,76%	42 / 59	71,19%	20	4	1,2	28	21	25	1	42
ESLAVA, A	5	3	0,6	0:03	1 / 8	12,50%	0 / 1	0,00%	1 / 2	50,00%	1	0	0,2	0	0	0	0	5
FAJARDO, D	2	13	6,5	0:11	2 / 6	33,33%	2 / 3	66,67%	3 / 4	75,00%	2	3	2,5	0	0	2	0	5
HOUSE, F	18	123	6,8	0:23	33 / 60	55,00%	11 / 55	20,00%	24 / 32	75,00%	56	28	4,7	24	40	26	1	28
PEKER, K	21	117	5,6	0:17	43 / 80	53,75%	0 / 2	0,00%	31 / 61	50,82%	40	31	3,4	15	18	21	13	65
PLANINIC, Z	16	145	9,1	0:24	42 / 84	50,00%	7 / 27	25,93%	40 / 58	68,97%	30	14	2,8	66	22	24	6	37
PRIGIONI, P	21	133	6,3	0:25	17 / 21	80,95%	26 / 77	33,77%	21 / 23	91,30%	36	23	2,8	106	52	30	1	38
RAKOCEVIC, I	20	337	16,9	0:27	47 / 88	53,41%	62 / 130	47,69%	57 / 68	83,82%	37	8	2,3	37	30	43	2	30
SCOLA, L	21	337	16,0	0:26	133 / 58	58,08%	0 / 1	0,00%	71 / 97	73,20%	93	30	5,9	47	19	35	8	60
SPLITTER, T	18	197	10,9	0:24	72 / 125	57,60%	0 / 0	53 / 98	54,08%	61	45	5,9	12	28	33	5	50	
TELETOVIC, M	22	127	5,8	0:15	21 / 47	44,68%	22 / 66	33,33%	19 / 24	79,17%	39	26	3,0	14	13	14	7	38
VIDAL, S	10	71	7,1	0:18	12 / 19	63,16%	10 / 23	43,48%	17 / 23	73,91%	16	5	2,1	18	16	3	0	11
	1885	75,40			456 / 843	54,09%	196 / 505	38,81%	385 / 561	68,63%	443	221	26,	372	262	263	44	422

Unicaja		Games	Points	Av.	Av.Time	2 P	3 P	1 P	DR.	OR	Av.	As	St	TO	BI	PF		
BROWN, M	6	34	5,7	0:17	7 / 18	38,89%	3 / 10	30,00%	11 / 12	91,67%	9	0	1,5	6	2	11	0	13
CABEZAS, C	22	193	8,8	0:26	44 / 85	51,76%	21 / 57	36,84%	42 / 54	77,78%	29	20	2,2	47	17	43	1	41
CHYLINSKI, M	4	5	1,3	0:09	1 / 2	50,00%	1 / 4	25,00%	0 / 0		1	0	0,3	4	0	4	0	5
DE MIGUEL, I	19	68	3,6	0:09	23 / 48	47,92%	1 / 7	14,29%	19 / 24	79,17%	29	10	2,1	7	9	17	3	33
FAISON, M	9	77	8,6	0:17	14 / 31	45,16%	13 / 36	36,11%	10 / 12	83,33%	12	9	2,3	6	9	11	0	14
JIMENEZ, C	23	143	6,2	0:20	32 / 54	59,26%	14 / 45	31,11%	37 / 53	69,81%	80	26	4,6	33	27	38	2	69
LORBEEK, E	7	11	1,6	0:13	2 / 7	28,57%	2 / 12	16,67%	1 / 2	50,00%	22	5	3,9	4	1	1	4	7
PIETRUS, F	22	79	3,6	0:16	26 / 39	66,67%	0 / 7	0,00%	27 / 36	75,00%	46	33	3,6	4	11	19	15	50
RODRIGUEZ, B	23	251	10,9	0:28	50 / 99	50,51%	30 / 74	40,54%	61 / 75	81,33%	49	7	2,4	63	16	55	3	62
SANCHEZ P	20	122	6,1	0:20	25 / 47	53,19%	16 / 41	39,02%	24 / 29	82,76%	55	7	3,1	52	22	35	1	40
SANCHEZ, A	8	7	0,9	0:06	1 / 6	16,67%	1 / 7	14,29%	2 / 4	50,00%	1	1	0,3	1	2	4	0	12
SANTIAGO, D	22	245	11,1	0:22	89 / 148	60,14%	0 / 0	67 / 122	54,92%	85	23	4,9	25	20	52	20	65	
TUSEK, M	13	99	7,6	0:17	15 / 34	44,12%	17 / 38	44,74%	18 / 23	78,26%	17	11	2,2	12	3	6	5	11
VASILEIADIS, K	20	124	6,2	0:13	16 / 36	44,44%	20 / 61	32,79%	32 / 43	74,42%	33	14	2,4	7	9	15	1	25
WELSCH, J	23	207	9,0	0:23	54 / 106	50,94%	17 / 41	41,46%	48 / 77	62,34%	45	24	3,0	28	31	56	3	53
	1665	66,60			399 / 760	52,50%	156 / 440	35,45%	399 / 566	70,49%	513	190	28,	299	179	367	58	500

Union Olimpija Ljubljana		Games	Points	Av.	Av.Time	2 P	3 P	1 P	DR.	OR	Av.	As	St	TO	BI	PF		
ARSLAN, E	8	84	10,5	0:25	13 / 34	38,24%	13 / 42	30,95%	19 / 26	73,08%	12	0	1,5	23	9	15	1	10
CEBULAR, S	12	33	2,8	0:09	7 / 15	46,67%	4 / 16	25,00%	7 / 13	53,85%	3	5	0,7	5	7	7	0	32
DUSCAK, A	1	0	0,0	0:03	0 / 0	0 / 0	0 / 1	0,00%	0 / 0		0	0	0,0	0	0	1	0	2
HOHLER, D	6	6	1,0	0:04	0 / 1	0,00%	2 / 3	66,67%	0 / 0		3	0	0,5	1	0	7	0	4
JURAK, G	2	21	10,5	0:27	6 / 10	60,00%	1 / 3	33,33%	6 / 10	60,00%	10	4	7,0	4	4	3	0	9
JURKOVIC, I	12	112	9,3	0:22	23 / 36	63,89%	15 / 50	30,00%	21 / 37	56,76%	25	12	3,1	7	17	17	1	33
KUZMINSKAS, S	11	40	3,6	0:14	14 / 33	42,42%	1 / 2	50,00%	9 / 17	52,94%	27	15	3,8	2	7	7	1	44
LORBEEK, D	14	126	9,0	0:31	21 / 62	33,87%	21 / 57	36,84%	21 / 27	77,78%	28	13	2,9	19	18	17	1	33
LORBEEK, K	1	0	0,0	0:01	0 / 0	0 / 0	0 / 0	0 / 0	0 / 0		0	0	0,0	0	0	0	0	0
MARAKER, C	5	17	3,4	0:10	7 / 17	41,18%	0 / 3	0,00%	3 / 4	75,00%	11	8	3,8	1	1	2	2	6
MARKOISHVILI, M	14	148	10,6	0:30	40 / 77	51,95%	16 / 54	29,63%	20 / 29	68,97%	34	7	2,9	20	20	20	0	53
MILIC, M	11	166	15,1	0:26	65 / 103	63,11%	1 / 5	20,00%	33 / 60	55,00%	49	27	6,9	28	11	38	1	46
MILLS, A	2	0	0,0	0:05	0 / 2	0,00%	0 / 0	0 / 0	0 / 0		1	0	0,5	2	2	1	0	4
OZBOLT, S	2	31	15,5	0:25	3 / 6	50,00%	6 / 9	66,67%	7 / 8	87,50%	3	0	1,5	3	2	3	0	6
PIETRAS, K	2	8	4,0	0:05	4 / 5	80,00%	0 / 0	0 / 0	0 / 0		0	1	0,5	0	0	0	0	1
RANNIKKO, T	13	190	14,6	0:31	17 / 37	45,95%	32 / 87	36,78%	60 / 75	80,00%	16	2	1,4	43	14	29	0	33
RIZVIC, H	14	56	4,0	0:20	26 / 50	52,00%	0 / 0	4 / 9	44,44%	39	25	4,6	3	12	18	16	39	
	1038	41,52			246 / 488	50,41%	112 / 332	33,73%	210 / 315	66,67%	261	119	15,	161	124	185	23	355

Winterthur FC Barcelona		Games	Points	Av.	Av.Time	2 P	3 P	1 P	DR.	OR	Av.	As	St	TO	BI	PF		
BASILE, G	22	212	9,6	0:26	30 / 59	50,85%	44 / 100	44,00%	20 / 27	74,07%	46	10	2,5	35	24	26	2	44
DE LA FUENTE, R	22	80	3,6	0:16	19 / 35	54,29%	11 / 26	42,31%	9 / 12	75,00%	31	9	1,8	20	10	11	1	28
GRIMAU, R	20	83	4,2	0:12	18 / 44	40,91%	10 / 22	45,45%	17 / 25	68,00%	31	9	2,0	20	14	19	3	48
KAKIOUZIS, M	22	149	6,8	0:17	50 / 92	54,35%	7 / 31	22,58%	28 / 33	84,85%	60	31	4,1	8	15	13	7	34
KASUN, M	8	95	11,9	0:15	37 / 65	56,92%	0 / 0	21 / 24	87,50%	19	15	4,3	4	3	10	4	24	
LAKOVIC, J	23	238	10,3															



« FINAL MVP
Trajan Langdon
CSKA Moscow

» EUROLEAGUE RISING STAR
Danilo Gallinari
Armani Jeans Milano



■ CLUB EXECUTIVE OF THE YEAR
Ferdinando Minucci
Montepaschi Siena

■ ALEKSANDER GOMELSKY COACH OF THE YEAR TROPHY

Ettore Messina
CSKA Moscow

■ BEST DEFENDER

Dimitrios Diamantidis
Panathinaikos Athens

■ EUROLEAGUE MVP

Ramunas Siskauskas
CSKA Moscow

■ ALPHONSO FORD TOP SCORER TROPHY

Marc Salyers
Chorale Roanne

PLAYERS OF THE WEEK

REGULAR SEASON

WEEK 1	NIKOLA PEKOVIC	Partizan Igokea Belgrade	WEEK 8	MARC SALYERS	Chorale Roanne
WEEK 2	ERAZEM LORBEK	Lottomatica Roma	WEEK 9	TIAGO SPLITTER	TAU Cerámica Vitoria
	ARTURAS JOMANTAS	Lietuvos rytas Vilnius	WEEK 10	SCOONIE PENN	Efes Pilsen Istanbul
WEEK 3	JEREMIAH MASSEY	Aris TT Bank	WEEK 11	LOREN WOODS	Efes Pilsen Istanbul
WEEK 4	T. VAN DEN SPIEGEL	Prokom Trefl Sopot	WEEK 12	MARKO MILIC	Union Olimpija Ljubljana
WEEK 5	A. MACIJAUSKAS	Olympiacos Piraeus		ROMAIN SATO	Montepaschi Siena
WEEK 6	DEWARICK SPENCER	Virtus Bologna		W. SOLOMON	Fenerbahce Ülker Istanbul
WEEK 7	DANIEL SANTIAGO	Unicaja	WEEK 13	N. VELICKOVIC	Partizan Igokea Belgrade
			WEEK 14	JORDI TRIAS	AXA FC Barcelona

TOP 16

WEEK 1	LYNN GREER	Olympiacos Piraeus	WEEK 4	LYNN GREER	Olympiacos Piraeus
WEEK 2	E. BATISTA	Maccabi Elite Tel Aviv	WEEK 5	AXEL HERVELLE	Real Madrid
WEEK 3	D. DIAMANTIDIS	Panathinaikos Athens		SCOONIE PENN	Efes Pilsen Istanbul
	TERENCE MORRIS	Maccabi Elite Tel Aviv	WEEK 6	W. SOLOMON	Fenerbahce Ülker Istanbul
				JEREMIAH MASSEY	Aris TT Bank

QUARTERFINALS

GAME 1-2	MATJAZ SMODIS	CSKA Moscow	GAME 3	TIAGO SPLITTER	TAU Cerámica Vitoria
	GIANLUCA BASILE	AXA FC Barcelona			

MVP OF THE MONTH

NOVEMBER	ARVYDAS MACIJAUSKAS,	Olympiacos Piraeus	FEBRUARY	BOOTSIE THORNTON	Montepaschi Siena
DECEMBER	MARCUS BROWN	Zalgiris Kaunas	MARCH	MILT PALACIO	Partizan Igokea Belgrade
JANUARY	TERENCE MORRIS	Maccabi Elite Tel Aviv	APRIL	RAMUNAS SISKASKAS	CSKA Moscow



FINAL FOUR

Semifinal 1

MADRID • May 2, 2008

MONTEPASCHI SIENA • MACCABI ELITE TEL AVIV
85-92 (20-8, 45-33, 64-61)

■ **MONTEPASCHI:** McIntyre 26, Ilievski 5, Eze 2, Carraretto, Sato 17, Thornton 10, Lavrinovic 17, Diener 3, Romero, Stonerook 5. **DNP:** Ress, Berti. **Coach:** Pianigiani.

■ **MACCABI ELITE TEL AVIV:** Bynum 13, Sharp 17, Vujcic 2, Eliyahu 8, Morris 13, Burstein, Casspi, Garcia 19, Bluthenthal 11, Cummings, Batista 2, Halperin 7. **Coach:** Sherf.

Referees: Jungenbrand (Finland), Hierrezuelo (Spain), Dozai (Croatia)

Semifinal 2

MADRID • May 2, 2008

TAU CERÁMICA • CSKA MOSCOW
79-83 (20-20, 39-33, 56-57)

■ **TAU CERÁMICA:** Prigioni 3, Rakocevic 19, Vidal, Planinic 17, Teletovic 3, Singleton, Splitter 17, Mickeal 11, McDonald 9. **DNP:** Garcia, Fernandez, Jasaitis. **Coach:** Sphaija.

■ **CSKA MOSCOW:** Papaloukas 10, Zisis, Smodis 14, Siskauskas 16, Holden 15, Andersen 16, Langdon 9, Goree 3 Van den Spiegel, Khryapa. **DNP:** Pashutin, Shved. **Coach:** Messina.

Referees: Brazauskas (Lithuania), Koukoulekidis (Greece), Ankarali (Turkey)

Third Place Final

MADRID • May 4, 2008

MONTEPASCHI • TAU CERÁMICA
97-93 OT (21-19, 38-41, 61-61, 79-79)

■ **MONTEPASCHI:** McIntyre 16, Ilievski 6, Eze 4, Carraretto 4, Sato 15, Thornton 14, Lavrinovic 19, Ress, Diener 7, Romero, Stonerook 12. **DNP:** Ress. **Coach:** Pianigiani.

■ **TAU CERÁMICA:** Prigioni 5, Rakocevic 10, Vidal 3, Planinic 5, Teletovic 14, Jasaitis 5, Singleton 13, Splitter 15, Mickeal 16, McDonald 7. **DNP:** Garcia, Fernandez. **Coach:** Sphaija.

Referees: Brazauskas (Lithuania), Ryzhyk (Ukraine), Gontas (Greece)

Final

MADRID • May 4, 2008

MACCABI ELITE TEL AVIV • CSKA MOSCOW
77-91 (21-22, 41-42, 57-63)

■ **MACCABI ELITE TEL AVIV:** Bynum 23, Sharp, Vujcic 2, Eliyahu, Morris 13, Casspi, Garcia 2, Bluthenthal 5, Cummings, Batista 14, Halperin 9. **DNP:** Burstein. **Coach:** Sherf.

■ **CSKA MOSCOW:** Papaloukas 12, Zisis, Smodis 13, Siskauskas 13, Holden 14, Andersen 13, Langdon 21, Goree 2 Van den Spiegel 3, Khryapa. **DNP:** Pashutin, Shved. **Coach:** Messina.

Referees: Koukoulekidis (Greece), Hierrezuelo (Spain), Dozai (Croatia)





REGULAR SEASON

RESULTS

GROUP A		
WEEK 1-8		
Olympiacos-TAU	95-90, 64-75	
Virtus Bologna-Zalgiris	81-75, 82-102	
Prokom Trefl Sopot-CSKA	69-88, 67-99	
Montepaschi-Union Olimpija	80-52, 86-80	
WEEK 2-9		
Union Olimpija-Olympiacos	87-78, 80-113	
CSKA-Montepaschi	74-79, 69-66	
Zalgiris-Prokom Trefl Sopot	82-72, 85-80	
TAU-Virtus Bologna	98-71, 85-69	
WEEK 3-10		
Olympiacos-Virtus Bologna	104-76, 91-80	
Prokom Trefl Sopot-TAU	66-82, 74-98	
Montepaschi-Zalgiris	89-64, 69-75	
Union Olimpija-CSKA	74-72, 57-74	
WEEK 4-11		
CSKA-Olympiacos	88-79, 67-71	
Zalgiris-Union Olimpija	91-72, 83-74	
TAU-Montepaschi	76-61, 71-83	
Virtus Bologna-Prokom	75-87, 59-79	
WEEK 5-12		
Olympiacos Piraeus-Prokom	109-65, 59-63	
Montepaschi-Virtus Bologna	80-69, 77-64	
Union Olimpija-TAU	78-92, 74-89	
CSKA-Zalgiris Kaunas	78-70, 88-60	
WEEK 6-13		
Olympiacos-Zalgiris Kaunas	90-74, 75-88	
TAU-CSKA	76-85, 62-70	
Virtus Bologna-Union Olimpija	101-91, 60-75	
Prokom Trefl S.-Montepaschi	59-84, 64-87	
WEEK 7-14		
Montepaschi-Olympiacos	86-84, 80-73	
Union Olimpija-Prokom Trefl S.	68-49, 68-79	
CSKA-Virtus Bologna	79-53, 92-68	
Zalgiris Kaunas-TAU	95-92, 66-84	

GROUP B		
WEEK 1-8		
Aris TT Bank-Unicaja	87-83, 52-73	
Cibona Zagreb-Efes Pilsen	93-85, 74-100	
Armani Jeans-Lietuvos Rytas	76-83, 62-75	
Maccabi-Le Mans	74-71, 99-91	
WEEK 2-9		
Le Mans-Aris TT Bank	66-69, 74-93	
Lietuvos Rytas-Maccabi	92-74, 87-82	
Efes Pilsen-Armani Jeans	80-70, 76-73	
Unicaja-Cibona Zagreb	102-64, 76-62	
WEEK 3-10		
Aris TT Bank-Cibona Zagreb	77-73, 83-76	
Armani Jeans-Unicaja	65-74, 70-89	
Maccabi Tel Aviv-Efes Pilsen	73-67, 83-68	
Le Mans-Lietuvos Rytas	77-83, 50-85	
WEEK 4-11		
Lietuvos Rytas-Aris TT Bank	77-70, 72-69	
Efes Pilsen-Le Mans	66-63, 91-84	
Unicaja-Maccabi Tel Aviv	93-70, 68-87	
Cibona Zagreb-Armani Jeans	100-91, 72-63	
WEEK 5-12		
Aris TT Bank-Armani Jeans	70-77, 69-77	
Maccabi Tel Aviv-Cibona	80-74, 81-76	
Le Mans-Unicaja	74-82, 68-87	
Lietuvos Rytas-Efes Pilsen	70-77, 84-90	
WEEK 6-13		
Aris TT Bank-Efes Pilsen	67-64, 84-74	
Unicaja-Lietuvos Rytas	71-69, 63-71	
Cibona Zagreb-Le Mans	91-71, 87-100	
Armani Jeans-Maccabi	81-82, 76-91	
WEEK 7-14		
Maccabi-Aris TT Bank	85-70, 101-94	
Le Mans-Armani Jeans	63-71, 83-63	
Lietuvos Rytas-Cibona Zagreb	93-59, 86-79	
Efes Pilsen-Unicaja	91-75, 77-87	

GROUP C		
WEEK 1-8		
Fenerbahce-Real Madrid	72-80, 77-87	
Panathinaikos-Lottomatica	86-83, 67-85	
Brose Baskets-Chorale Roanne	61-64, 81-84	
Partizan-FC Barcelona	81-78, 69-95	
WEEK 2-9		
FC Barcelona-Fenerbahce	82-67, 85-78	
Chorale Roanne-Partizan	87-88, 76-82	
Panathinaikos-Brose Baskets	66-61, 72-58	
Real Madrid-Lottomatica	89-83, 64-69	
WEEK 3-10		
Fenerbahce-Lottomatica	85-66, 63-84	
Brose Baskets-Real Madrid	49-59, 57-93	
Partizan-Panathinaikos	90-94, 66-67	
FC Barcelona-Chorale Roanne	82-76, 89-79	
WEEK 4-11		
Chorale Roanne-Fenerbahce	90-97, 68-81	
Panathinaikos-FC Barcelona	76-66, 56-55	
Real Madrid-Partizan Belgrade	75-64, 80-72	
Lottomatica-Brose Baskets	81-57, 73-59	
WEEK 5-12		
Fenerbahce-Brose Baskets	79-77, 73-81	
Partizan Belgrade-Lottomatica	91-86, 87-88	
FC Barcelona-Real Madrid	73-62, 79-82	
Chorale R.-Panathinaikos	83-123, 78-102	
WEEK 6-13		
Fenerbahce-Panathinaikos	64-83, 68-88	
Real Madrid-Chorale Roanne	104-73, 68-82	
Lottomatica-FC Barcelona	65-74, 77-75	
Brose Baskets-Partizan	78-62, 37-85	
WEEK 7-14		
Partizan Belgrade-Fenerbahce	72-76, 91-86	
FC Barcelona-Brose Baskets	80-58, 69-65	
Chorale Roanne-Lottomatica	104-85, 67-74	
Panathinaikos-Real Madrid	92-85, 87-95	

STANDINGS

GROUP A	W-L	PTS+	PTS-	+/-
CSKA Moscow	12-2	1123	942	181
Montepaschi	10-4	1098	974	124
TAU	9-5	1170	1051	119
Zalgiris	8-6	1110	1126	-16
Olympiacos	7-7	1185	1099	86
Union Olimpija	4-10	1030	1147	-117
Prokom Trefl S.	4-10	973	1143	-170
Virtus VidiVici	2-12	1008	1215	-207

GROUP B	W-L	PTS+	PTS-	+/-
Lietuvos Rytas	11-3	1127	999	128
Maccabi Elite	11-3	1162	1108	54
Unicaja	10-4	1124	1007	117
Efes Pilsen	8-6	1106	1080	26
Aris TT Bank	7-7	1054	1072	-18
Cibona	4-10	1080	1188	-108
AJ Milano	3-11	1015	1107	-92
Le Mans	2-12	1035	1142	-107

GROUP C	W-L	PTS+	PTS-	+/-
Panathinaikos	12-2	1159	1037	122
Real Madrid	11-3	1137	1015	122
FC Barcelona	9-5	1082	991	91
Fenerbahce	8	1087	1113	-26
Partizan Igokea	6-8	1100	1103	-3
Lottomatica Roma	6-8	1071	1096	-25
Chorale Roanne	4-10	1104	1224	-120
Brose Baskets	2-12	879	1040	-161

STATS LEADERS

RANKING				
R	Player	Team	G	TOT. AVG
1	SALYERS	Chorale Roanne	14	315 22.50
2	PEKOVIC	Partizan Igokea	14	310 22.14
3	MASSEY	Aris TT Bank	14	287 20.50
4	JACKSON	Olympiacos	14	268 19.14
5	SOLOMON	Fenerbahce Ülker	13	241 18.54

ASSISTS				
R	Player	Team	G	TOT. AVG
1	COLLINS	Zalgiris	14	69 4.93
2	PELLIN	Chorale Roanne	14	63 4.50
3	SOLOMON	Fenerbahce Ülker	13	57 4.38
4	LIMONAD	Le Mans	14	58 4.14
5	PRICE	Lietuvos Rytas	14	57 4.07

POINTS				
R	Player	Team	G	TOT. AVG
1	SALYERS	Chorale Roanne	14	305 21.79
2	SPENCER	Virtus VidiVici	10	181 18.10
3	PEKOVIC	Partizan Igokea	14	251 17.93
4	SOLOMON	Fenerbahce Ülker	13	231 17.77
5	PRICE	Lietuvos Rytas	14	236 16.86

BLOCKS				
R	Player	Team	G	TOT. AVG
1	VAN DEN SPIEGEL	Prokom Trefl	10	17 1.70
2	MORRIS	Maccabi Elite	14	23 1.64
3	NDONG	Unicaja	13	19 1.46
4	ZUKAUSKAS	Zalgiris	13	18 1.38
5	CROSARIOL	Virtus VidiVici	13	18 1.38

TOTAL REBOUNDS				
R	Player	Team	G	TOT. AVG
1	WATSON	AJ Milano	14	136 9.71
2	TURKCAN	Fenerbahce Ülker	11	102 9.27
3	MASSEY	Aris TT Bank	14	113 8.07
4	PEKOVIC	Partizan Igokea	14	112 8.00
5	REYES	Real Madrid	13	100 7.69

2 POINTS SHOOTING					
R	Name	Team	G	M	A %
1	VUKUSIC	Cibona	10	20	27 74.07
2	PETRAVICIUS	Lietuvos R.	14	69	95 72.63
3	SANTIAGO	Unicaja	11	40	56 71.43
4	ANDRIC	Cibona	14	32	45 71.11
5	MORRIS	Maccabi	14	54	80 67.50

OFFENSIVE REBOUNDS				
R	Player	Team	G	TOT. AVG
1	PEKOVIC	Partizan Igokea	14	57 4.07
2	WATSON	AJ Milano	14	53 3.79
3	MASSEY	Aris TT Bank	14	48 3.43
4	MILIC	Union Olimpija	14	41 2.93
5	CLANCY	Le Mans	13	38 2.92

3 POINTS SHOOTING					
R	Name	Team	G	M	A %
1	ANDERSEN	CSKA Moscow	14	20	33 60.61
2	GREGORY	Efes Pilsen	14	18	30 60.00
3	LAVRINOVIC	Montepaschi	12	19	32 59.38
4	GABRIEL	Unicaja	12	23	43 53.49
5	KELLEY	Cibona	13	17	32 53.13

DEFENSIVE REBOUNDS				
R	Player	Team	G	TOT. AVG
1	TURKCAN	Fenerbahce Ülker	11	72 6.55
2	WATSON	AJ Milano	14	83 5.93
3	VELICKOVIC	Partizan Igokea	13	76 5.85
4	MORRIS	Maccabi Elite	14	75 5.36
5	REYES	Real Madrid	13	64 4.92

1 POINT SHOOTING					
R	Name	Team	G	M	A %
1	JASIKEVICIUS	Panathinaikos	14	59	61 96.72
2	KUS	Unicaja	14	27	28 96.43
3	GREER	Olympiacos	10	49	51 96.08
4	BROWN	Zalgiris	14	46	48 95.83
5	TSARTSARIS	Panathinaikos	12	22	23 95.65

STEALS				
R	Player	Team	G	TOT. AVG
1	MCINTYRE	Montepaschi	14	36 2.57
2	HAWKINS	Lottomatica	14	35 2.50
3	STONEROOK	Montepaschi	14	33 2.36
4	DIAMANTIDIS	Panathinaikos	13	26 2.00
5	DI BELLA	Virtus VidiVici	10	20 2.00



TOP 16

STANDINGS

GROUP D	W-L	+	-	+/-	GROUP F	W-L	+	-	+/-
Montepaschi	4-2	465	427	38	Maccabi Elite	4-2	516	496	20
Partizan	4-2	440	430	10	Olympiacos	4-2	443	436	7
Panathinaikos	3-3	430	446	-16	Real Madrid	3-3	489	493	-4
Efes Pilsen	1-5	426	458	-32	Zalgiris	1-5	457	480	-23

GROUP E	W-L	+	-	+/-	GROUP G	W-L	+	-	+/-
Tau Ceràmica	5-1	510	467	43	CSKA	4-2	448	386	62
Fenerbahce	3-3	493	488	5	FC Barcelona	3-3	393	383	10
Lietuvos Rytas	2-4	506	507	-1	Unicaja	3-3	412	418	-6
Aris TT Bank	2-4	448	495	-47	Lottomatica	2-4	383	449	-66

RESULTS

WEEK 1-4	WEEK 2-6	WEEK 3-5
Aris TT Bank-Fenerbahce 88-96, 60-59 FC Barcelona-Unicaja 64-62, 61-62 CSKA-Lottomatica 72-71, 82-54 Efes Pilsen-Panathinaikos 74-64, 65-74 Lietuvos rytas-TAU 81-84, 84-87 Real Madrid-Zalgiris Kaunas 88-85, 83-69 Olympiacos Piraeus-Maccabi 67-75, 87-82 Montepaschi-Partizan 71-54, 75-78	TAU Ceramica-Fenerbahce 103-84, 59-75 CSKA-FC Barcelona 72-55, 62-64 Efes Pilsen-Montepaschi 76-79, 67-80 Lietuvos rytas-Aris TT Bank 89-74, 74-83 Real Madrid-Olympiacos 80-70, 63-72 Panathinaikos-Partizan 67-65, 73-82 Lottomatica-Unicaja 75-67, 58-79 Zalgiris Kaunas-Maccabi 101-82, 66-80	Aris TT Bank-TAU 69-87, 74-90 FC Barcelona-Lottomatica 86-57, 63-68 Unicaja-CSKA 72-67, 70-93 Olympiacos-Zalgiris Kaunas 86-84, 61-52 Partizan-Efes Pilsen 78-65, 83-79 Montepaschi-Panathinaikos 84-75, 76-77 Maccabi-Real Madrid 94-75, 103-100 Fenerbahce-Lietuvos Rytas 95-91, 84-87

STATS LEADERS

1 POINT SHOOTING						REBOUNDS TOT					
R	Player	Team	G	M	A %	R	Player	Team	G	TOT.	AVG
1	BECIROVIC	Panathinaikos	5	14	14 100.00	1	MORRIS	Maccabi Elite	6	61	10.17
2	POPOVIC	Unicaja	6	16	17 94.12	2	MASSEY	Aris TT Bank	6	56	9.33
3	BULLOCK	Real Madrid	6	23	25 92.00	3	GONLUM	Efes Pilsen	6	45	7.50

3 POINTS SHOOTING						REBOUNDS OFF					
R	Name	Team	G	M	A %	R	Player	Team	G	TOT.	AVG
1	MORRIS	Maccabi Elite	6	13	21 61.90	1	HERVELLE	Real Madrid	6	20	3.33
2	BYNUM	Maccabi Elite	6	9	15 60.00	2	MASSEY	Aris TT Bank	6	20	3.33
3	MOTTOLA	Aris TT Bank	6	7	12 58.33	3	BATISTA	Maccabi Elite	6	19	3.17

2 POINTS SHOOTING						REBOUNDS DEF					
R	Player	Team	G	M	A %	R	Player	Team	G	TOT.	AVG
1	TRIAS	AXA FCB	6	17	22 77.27	1	MORRIS	Maccabi Elite	6	49	8.17
2	TELETOVIC	TAU	6	9	12 75.00	2	MASSEY	Aris TT Bank	6	36	6.00
3	BATISTE	Panathinaikos	6	37	50 74.00	3	BAJRAMOVIC	Lietuvos Rytas	6	34	5.67

RANKING						ASSISTS					
R	Player	Team	G	TOT.	AVG	R	Player	Team	G	TOT.	AVG
1	MORRIS	Maccabi Elite	6	135	22.50	1	PAPALOUKAS	CSKA Moscow	6	42	7.00
2	MASSEY	Aris TT Bank	6	133	22.17	2	COLLINS,	Zalgiris	6	38	6.33
3	GREER	Olympiacos	6	132	22.00	3	MCINTYRE	Montepaschi	6	35	5.83

POINTS						STEALS					
R	Player	Team	G	TOT.	AVG	R	Player	Team	G	TOT.	AVG
1	SOLOMON	Fenerbahce	6	123	20.50	1	SOLOMON	Fenerbahce	6	18	3.00
2	MASSEY	Aris TT Bank	6	120	20.00	2	MCINTYRE	Montepaschi	6	16	2.67
3	GREER	Olympiacos	6	113	18.83	3	EIDSON, CHUCK	Lietuvos Rytas	6	16	2.67

BLOCKS					
R	Player	Team	G	TOT.	AVG
1	ASIK	Fenerbahce	6	19	3.17
2	MORRIS	Maccabi Elite	6	13	2.17
3	ILYASOVA	AXA FCB	6	11	1.83

PLAYOFFS

RESULTS

PLAYOFF GAME-1		PLAYOFF GAME-2		PLAYOFF GAME-3	
Tau Ceràmica-Partizan	74-66	FC Barcelona-Maccabi	83-74	Tau Ceràmica-Partizan	85-69
CSKA-Olympiacos Piraeus	74-76	Olympiacos Piraeus-CSKA	73-83	CSKA-Olympiacos Piraeus	81-56
Montepaschi-Fenerbahce	73-66	Partizan-Tau Ceràmica	76-55	Maccabi-FC Barcelona	88-75
Maccabi -FC Barcelona	81-75	Fenerbahce-Montepaschi	65-86		

STATS LEADERS

RANKING						ASSISTS					
R	Name	Team	G	TOT.	AVG	R	Name	Team	G	TOT.	AVG
1	SMODIS	CSKA Moscow	3	67	22.33	1	HALPERIN	Maccabi Electra	3	16	5.33
2	SISKAUSKAS	CSKA Moscow	3	63	21.00	2	PAPALOUKAS	CSKA Moscow	3	15	5.00
3	LAVRINOVIC	Montepaschi	2	41	20.50	3	GREER	Olympiacos	3	15	5.00
4	BASILE	FC Barcelona	3	56	18.67	4	MCINTYRE	Montepaschi	2	10	5.00
5	BYNUM	Maccabi Electra	3	51	17.00	5	THORNTON	Montepaschi	2	8	4.00

POINTS						BLOCKS					
R	Name	Team	G	TOT.	AVG	R	Name	Team	G	TOT.	AVG
1	BASILE	FC Barcelona	3	58	19.33	1	MORRIS	Maccabi Electra	3	7	2.33
2	SISKAUSKAS	CSKA Moscow	3	56	18.67	2	BOUROUSIS	Olympiacos	3	4	1.33
3	SMODIS	CSKA Moscow	3	51	17.00	3	SPLITTER	Tau Ceramica	3	4	1.33
4	LAVRINOVIC	Montepaschi	2	34	17.00						
5	THORNTON	Montepaschi	2	32	16.00						

1 POINT SHOOTING						
R	Name	Team	G	M	A	%
1	SISKAUSKAS	CSKA Moscow	3	10	10	100
2	MICKEAL	Tau Ceramica	3	5	5	100
3	GREER	Olympiacos	3	11	12	91.67
4	BYNUM	Maccabi Electra	3	10	11	90.91
5	LAKOVIC	FC Barcelona	3	9	10	90.00
6	GRIMAU	FC Barcelona	3	9	10	90.00

2 POINTS SHOOTING						
R	Name	Team	G	M	A	%
1	TSAKALIDIS	Olympiacos	3	7	7	100
2	PAPALOUKAS	CSKA Moscow	3	7	8	87.50
3	MCINTYRE	Montepaschi	2	4	5	80.00
4	ILYASOVA	FC Barcelona	3	6	8	75.00
5	VIDMAR	Fenerbahce Ulker	2	5	7	71.43

3 POINTS SHOOTING						
R	Name	Team	G	M	A	%
1	SMODIS	CSKA Moscow	3	9	10	90.00
2	LAVRINOVIC	Montepaschi	2	7	8	87.50
3	WOODS	Olympiacos	3	6	9	66.67
4	BLAKNEY	Olympiacos	3	4	6	66.67
5	SISKAUSKAS	CSKA Moscow	3	10	16	62.50



	Aris TT Bank																			
	Games	Points	Avg.	Av.Time	2 P	3 P	1 P	DR.	OR	Avg.	As	St	TO	BI	PF					
AGADAKOS	17	45	2,6	0:11	17/35	48,57%	1/4	25,00%	8/16	50,00%	16	11	1,6	2	5	15	3	28		
BOISA	10	34	3,4	0:16	5/18	27,78%	7/14	50,00%	3/7	42,86%	12	10	2,2	7	1	3	0	27		
CASTLE	13	93	7,2	0:24	10/18	55,56%	15/41	36,59%	28/42	66,67%	12	5	1,3	19	14	30	1	24		
ILIADIS	14	41	2,9	0:08	9/23	39,13%	4/8	50,00%	11/13	84,62%	9	7	1,1	7	8	9	0	13		
KALAITZIS	19	61	3,2	0:17	12/22	54,55%	8/15	53,33%	13/20	65,00%	35	7	2,2	39	23	22	2	63		
KARADOLAMIS	3	0	0,0	0:01	0/0	0/0	0/0	0/0	0/0	0/0	0	0	0,0	0	0	0	0	1		
MASSEY	20	340	17,0	0:32	127/221	57,47%	6/30	20,00%	68/106	64,15%	101	68	8,5	17	30	26	24	49		
MOTTOLA	20	159	8,0	0:19	40/82	48,78%	17/37	45,95%	28/34	82,35%	42	14	2,8	14	7	26	2	56		
PANTELIADIS	6	3	0,5	0:02	1/2	50,00%	0/2	0,00%	1/2	50,00%	0	1	0,2	3	2	2	0	3		
SERAPINAS	11	28	2,5	0:11	5/8	62,50%	6/20	30,00%	0/0	0/0	13	7	1,8	4	2	3	1	14		
TERRY	19	167	8,8	0:20	40/83	48,19%	15/47	31,91%	42/50	84,00%	61	25	4,5	13	27	30	14	47		
TSALDARIS	20	170	8,5	0:27	35/71	49,30%	27/77	35,06%	19/23	82,61%	32	8	2,0	35	17	40	0	42		
WASHINGTON JR	9	92	10,2	0:22	22/53	41,51%	6/15	40,00%	30/38	78,95%	14	11	2,8	28	12	24	3	17		
WRIGHT	18	269	14,9	0:31	58/137	42,34%	30/85	35,29%	63/84	75,00%	33	13	2,6	24	14	34	2	34		
1502	60,08	381 / 773	49,29%	142 / 395	35,95%	314 / 435	72,18%	380 / 187	22,6	212	162	264	52	418						

	Brose Baskets																			
	Games	Points	Avg.	Av.Time	2 P	3 P	1 P	DR.	OR	Avg.	As	St	TO	BI	PF					
DEMIREL	4	16	4,0	0:25	4/12	33,33%	1/8	12,50%	5/8	62,50%	6	1	1,8	5	2	7	0	13		
DICKEL	12	15	1,3	0:13	3/6	50,00%	2/12	16,67%	3/4	75,00%	12	4	1,3	23	7	16	1	26		
ENSMINGER	12	82	6,8	0:16	30/48	62,50%	1/1	100,00%	19/32	59,38%	31	10	3,4	10	2	18	0	38		
FENN	14	135	9,6	0:24	30/55	54,55%	20/63	31,75%	15/23	65,22%	49	12	4,4	7	5	20	8	34		
FFRIEND	2	8	4,0	0:15	3/9	33,33%	0/0	2/6	33,33%	8	2	5,0	2	4	3	0	3			
GARRETT	14	92	6,6	0:21	13/31	41,94%	14/35	40,00%	24/34	70,59%	23	2	1,8	18	5	29	0	22		
GREENE	11	101	9,2	0:27	10/21	47,62%	22/56	39,29%	15/15	100,00%	16	1	1,5	15	13	20	0	28		
HAMANN	14	122	8,7	0:26	32/68	47,06%	11/34	32,35%	25/33	75,76%	25	2	1,9	36	15	25	3	46		
HAUER	2	7	3,5	0:09	2/4	50,00%	0/1	0,00%	3/5	60,00%	0	0	0,0	0	1	3	0	1		
OHLBRECHT	11	36	3,3	0:16	13/28	46,43%	0/2	0,00%	10/14	71,43%	21	7	2,5	0	3	10	7	28		
OKLAJA	13	133	10,2	0:29	36/71	50,70%	15/41	36,59%	16/36	44,44%	61	23	6,5	23	13	24	5	23		
PAVIC	9	2	0,2	0:03	1/6	16,67%	0/1	0,00%	0/0	0/0	1	0	0,1	0	0	2	0	8		
SUPUT	13	128	9,8	0:27	32/61	52,46%	14/37	37,84%	22/36	61,11%	41	15	4,3	21	10	33	1	38		
TADDA	3	2	0,7	0:03	1/1	100,00%	0/1	0,00%	0/0	0/0	2	1	1,0	1	0	0	0	2		
879	35,16	210 / 421	49,88%	100 / 292	34,25%	159 / 246	64,63%	296 / 80	15,0	161	80	210	25	310						

	Armani Jeans Milano																			
	Games	Points	Avg.	Av.Time	2 P	3 P	1 P	DR.	OR	Avg.	As	St	TO	BI	PF					
ARADORI	12	36	3,0	0:12	14/28	50,00%	1/13	7,69%	5/6	83,33%	9	6	1,3	5	4	8	0	23		
BOOKER	11	84	7,6	0:31	25/44	56,82%	7/44	15,91%	13/15	86,67%	25	8	3,0	28	13	21	1	25		
BULLERI	4	53	13,3	0:31	12/21	57,14%	7/16	43,75%	8/10	80,00%	5	3	2,0	7	7	10	0	15		
GADSON	3	21	7,0	0:18	8/15	53,33%	0/4	0,00%	5/6	83,33%	3	1	1,3	4	4	7	1	4		
GAINES	4	47	11,8	0:29	8/19	42,11%	7/16	43,75%	10/13	76,92%	8	1	2,3	8	4	6	0	10		
GALLINARI	11	164	14,9	0:31	36/75	48,00%	14/44	31,82%	50/64	78,13%	29	17	4,2	19	16	15	4	26		
GENTILE	3	12	4,0	0:04	3/3	100,00%	1/3	33,33%	3/4	75,00%	1	0	0,3	0	1	1	0	5		
GIOVACCHINI	9	20	2,2	0:16	6/14	42,86%	0/7	0,00%	8/9	88,89%	11	3	1,6	9	7	13	0	24		
KATELYNAS	11	41	3,7	0:10	13/25	52,00%	4/12	33,33%	3/6	50,00%	19	12	2,8	5	6	8	0	18		
MARELLI	2	0	0,0	0:01	0/0	0/0	0/0	0/0	0/0	0/0	0	0	0,0	0	0	0	0	0		
SESAY	14	147	10,5	0:29	32/79	40,51%	21/57	36,84%	20/23	86,96%	53	15	4,9	15	19	14	11	36		
SHAW	14	39	2,8	0:14	14/29	48,28%	0/0	0/0	11/19	57,89%	24	17	2,9	1	9	9	3	29		
TOURE	2	8	4,0	0:07	2/4	50,00%	1/1	100,00%	1/1	100,00%	1	0	0,5	0	1	0	0	1		
VOUKTEVITS	13	179	13,8	0:30	34/74	45,95%	27/71	38,03%	30/37	81,08%	22	1	1,8	39	14	28	0	14		
WATSON	14	164	11,7	0:25	67/106	63,21%	1/1	100,00%	27/61	44,26%	83	53	9,7	17	26	30	6	46		
1015	40,60	274 / 536	51,12%	91 / 289	31,49%	194 / 274	70,80%	293 / 137	17,2	157	131	170	26	276						

	Chorale Roanne																			
	Games	Points	Avg.	Av.Time	2 P	3 P	1 P	DR.	OR	Avg.	As	St	TO	BI	PF					
BADIANE	14	131	9,4	0:25	46/105	43,81%	2/4	50,00%	33/41	80,49%	49	30	5,6	11	13	22	14	23		
BYARS	1	7	7,0	0:16	2/3	66,67%	1/2	50,00%	0/0	0/0	1	1	2,0	0	1	1	0	3		
CAZALON	11	64	5,8	0:16	13/27	48,15%	9/30	30,00%	11/16	68,75%	10	13	2,1	4	9	16	0	26		
DARTEZ	1	0	0,0	0:03	0/0	0/0	0/1	0,00%	0/0	0/0	0	0	0,0	0	0	1	0	4		
DIOP	1	0	0,0	0:01	0/0	0/0	0/0	0/0	0/0	0/0	0	0	0,0	0	0	0	0	0		
HALE	5	33	6,6	0:23	9/19	47,37%	4/16	25,00%	3/4	75,00%	7	8	3,0	5	6	2	3	9		
HESS	14	147	10,5	0:26	28/55	50,91%	21/54	38,89%	28/38	73,68%	30	23	3,8	18	9	15	2	43		
KONE	1	2	2,0	0:11	1/2	50,00%	0/1	0,00%	0/0	0/0	1	1	2,0	0	0	1	0	2		
NOLAN	3	17	5,7	0:15	5/20	25,00%	1/3	33,33%	4/5	80,00%	5	2	2,3	1	5	6	2	9		
PELLIN	14	66	4,7	0:27	19/38	50,00%	5/17	29,41%	13/18	72,22%	31	10	2,9	63	24	39	2	28		
POUPET	14	54	3,9	0:14	7/18	38,89%	6/20	30,00%	22/27	81,48%	14	7	1,5	18	12	24	1	17		
RUSH	14	216	15,4	0:30	47/99	47,47%	31/89	34,83%	29/35	82,86%	31	15	3,3	39	26	34	2	35		
SALYERS	14	305	21,8	0:33	81/149	54,36%	29/83	34,94%	56/81	69,14%	54	38	6,6	22	22	32	5	33		
SOLIMAN	14	59	4,2	0:13	22/38	57,89%	1/3	33,33%	12/22	54,55%	12	18	2,1	3	8	15	11	26		
WILSON	6	3	0,5	0:03	0/0	0/0	1/5	20,00%	0/0	0/0	2	0	0,3	3	1	0	0	2		
1104	44,16	280 / 573	48,87%	111 / 328	33,84%	211 / 287	73,52%	247 / 166	16,5	187	136	208	42	260						

	AXA FC Barcelona																			
	Games	Points	Avg.	Av.Time	2 P	3 P	1 P	DR.	OR	Avg.	As	St	TO	BI	PF					
ACKER	22	121	5,5	0:17	31/65	47,69%	12/43	27,91%	23/28	82,14%	33	9	1,9	15	16	25	4	25		
BASILE	22	217	9,9	0:26	44/86	51,16%	34/120	28,33%	27/35	77,14%	48	15	2,9	33	29	21	1	34		
DEDOVIC	1	1	1,0	0:05	0/0	0/0	1/2	50,00%	1/1	100,00%	1	1	2,0	0	0	0	0	0		
GRIMAU	22	218	9,9	0:21	56/104	53,85%	22/59	37,29%	40/49	81,63%	67	12	3,6	37	27	32	5	67		
ILYASOVA	22	134	6,1	0:18	39/82	47,56%	14/58	24,14%	14/26	53,85%	67	36	4,7	16	17	18	24	42		
KASUN	21	201	9,6	0:17	80/129	62,02%	0/0	0/0	41/62	66,13%	38	43	3,9	15	9	33	13	56		
LAKOVIC	23	281	12,2	0:25	33/75	44,00%	48/134	35,82%	71/88	80,68%	42	8	2,2	68	24	50	0	37		
MARCONATO	21	76	3,6	0:16	32/60	53,33%	0/4	0,00%	12/15	80,00%	39	23	3,0	10	10	12	8	51		
MONCASI	4	16	4,0	0:10	6/11	54,55%	0/0	0/0	4/7	57,14%	5	3	2,0	2	3	0	1	4		
MORANDAIS	6	33	5,5	0:13	9/15	60,00%	4/15	26,67%	3/5	60,00%	10	1	1,8							



CSKA Moscow																		
Games	Points	Av.	Av.Time	2 P	3 P	1 P	DR.	OR	Av.	As	St	TO	BI	PF				
ANDERSEN	25	320	12,8	0:24	96 / 191	50,26%	26 / 48	54,17%	50 / 59	84,75%	105	40	5,8	30	14	29	9	61
GOREE	25	178	7,1	0:24	56 / 120	46,67%	10 / 29	34,48%	36 / 64	56,25%	77	45	4,9	21	17	17	25	45
HOLDEN	25	192	7,7	0:28	32 / 83	38,55%	36 / 98	36,73%	20 / 27	74,07%	42	8	2,0	75	27	28	1	42
KASHIROV	8	15	1,9	0:04	6 / 9	66,67%	0 / 0		3 / 4	75,00%	5	2	0,9	0	2	1	1	3
KHRYAPA	9	33	3,7	0:10	5 / 14	35,71%	6 / 16	37,50%	5 / 10	50,00%	12	8	2,2	4	4	11	2	13
KURBANOV	3	11	3,7	0:08	3 / 3	100,00%	1 / 2	50,00%	2 / 2	100,00%	4	1	1,7	0	2	2	0	4
LANGDON	25	315	12,6	0:29	56 / 97	57,73%	55 / 120	45,83%	38 / 43	88,37%	69	14	3,3	23	29	21	3	56
PAPALOUKAS	23	178	7,7	0:21	57 / 97	58,76%	8 / 33	24,24%	40 / 58	68,97%	56	7	2,7	105	27	46	1	49
PASHUTIN	7	13	1,9	0:08	5 / 9	55,56%	1 / 5	20,00%	0 / 1	0,00%	7	3	1,4	4	5	5	1	9
SAVRASENKO	6	35	5,8	0:14	14 / 21	66,67%	0 / 0		7 / 10	70,00%	10	4	2,3	3	1	4	1	10
SHVED	8	22	2,8	0:04	3 / 5	60,00%	4 / 8	50,00%	4 / 6	66,67%	2	0	0,3	0	1	0	1	4
SISKASKAS	24	336	14,0	0:27	61 / 107	57,01%	42 / 95	44,21%	88 / 104	84,62%	51	26	3,2	33	27	25	9	50
SMODIS	11	157	14,3	0:24	34 / 59	57,63%	16 / 34	47,06%	41 / 51	80,39%	46	12	5,3	12	4	12	2	23
VAN DEN SPIEGEL	8	31	3,9	0:09	11 / 18	61,11%	0 / 0		9 / 19	47,37%	13	10	2,9	0	1	4	1	15
VORONTSEVICH	9	24	2,7	0:10	6 / 9	66,67%	3 / 9	33,33%	3 / 4	75,00%	12	4	1,8	0	1	6	3	6
ZABELIN	5	16	3,2	0:04	7 / 10	70,00%	0 / 0		2 / 4	50,00%	3	1	0,8	0	0	2	1	5
ZISIS	25	107	4,3	0:15	31 / 57	54,39%	5 / 30	16,67%	30 / 36	83,33%	42	2	1,8	36	10	24	1	50
1983	79,32	483 / 909	53,14%	213 / 527	40,42%	378 / 502	75,30%	556 187	29,7 346	172 237	62 445							

Efes Pilsen Istanbul																		
Games	Points	Av.	Av.Time	2 P	3 P	1 P	DR.	OR	Av.	As	St	TO	BI	PF				
ABI	15	22	1,5	0:12	4 / 10	40,00%	3 / 5	60,00%	5 / 8	62,50%	11	0	0,7	4	3	7	1	23
AKYOL	1	0	0,0	0:02	0 / 0	0,00%	0 / 2	0,00%	0 / 0	0,00%	0	0	0,0	0	0	0	0	0
ARSLAN	20	97	4,9	0:17	22 / 47	46,81%	13 / 52	25,00%	14 / 24	58,33%	23	5	1,4	28	12	17	0	25
ERDOGAN	8	54	6,8	0:16	4 / 12	33,33%	10 / 32	31,25%	16 / 18	88,89%	11	4	1,9	10	2	6	0	11
GONLUM	20	127	6,4	0:19	48 / 89	53,93%	2 / 10	20,00%	25 / 46	54,35%	69	31	5,0	20	12	23	4	36
GREGORY	20	222	11,1	0:27	63 / 110	57,27%	25 / 46	54,35%	21 / 31	67,74%	61	15	3,8	23	12	37	4	32
HERSEK	3	2	0,7	0:04	1 / 2	50,00%	0 / 2	0,00%	0 / 0		2	2	1,3	0	0	0	0	2
HUTSON	19	226	11,9	0:27	82 / 161	50,93%	0 / 0		62 / 81	76,54%	68	42	5,8	29	12	36	10	51
KUOQ	20	176	8,8	0:17	52 / 98	53,06%	19 / 42	45,24%	18 / 27	66,67%	49	16	3,3	23	11	38	1	63
NICHOLAS	14	231	16,5	0:32	44 / 84	52,38%	36 / 102	35,29%	35 / 48	72,92%	36	6	3,0	40	14	35	2	30
PACUN	5	0	0,0	0:02	0 / 0	0,00%	0 / 0	0,00%	1 / 0	0,2	0	0	0	0	0	1	1	
PENN	20	218	10,9	0:31	43 / 84	51,19%	32 / 84	38,10%	36 / 48	75,00%	51	4	2,8	58	29	30	0	64
WOODS	16	128	8,0	0:21	46 / 78	58,97%	0 / 0		36 / 47	76,60%	66	38	6,5	15	12	19	22	37
WRIGHT	9	29	3,2	0:14	6 / 14	42,86%	3 / 10	30,00%	8 / 11	72,73%	12	6	2,0	4	3	5	0	22
1532	61,28	415 / 789	52,60%	143 / 387	36,95%	276 / 389	70,95%	460 169	25,1 254	122 253	45 397							

Fenerbağçe Ülker Istanbul																		
Games	Points	Av.	Av.Time	2 P	3 P	1 P	DR.	OR	Av.	As	St	TO	BI	PF				
ASIK	15	117	7,8	0:18	44 / 73	60,27%	0 / 1	0,00%	29 / 55	52,73%	48	34	5,5	6	11	21	31	26
BASAK	18	76	4,2	0:12	10 / 18	55,56%	17 / 36	47,22%	5 / 8	62,50%	26	6	1,8	7	17	9	1	21
DEMIREL	6	7	1,2	0:07	2 / 5	40,00%	1 / 3	33,33%	0 / 0		1	2	0,5	9	5	6	0	6
ERDEN	15	101	6,7	0:19	37 / 74	50,00%	0 / 0		27 / 40	67,50%	49	15	4,3	9	10	23	13	47
KAAN MRISIC	20	125	6,3	0:16	4 / 8	50,00%	37 / 79	46,84%	6 / 6	100,00%	13	3	0,8	20	12	19	0	28
KINSEY	12	105	8,8	0:22	30 / 61	49,18%	7 / 31	22,58%	24 / 33	72,73%	25	9	2,8	9	17	13	2	22
KUTLUAY	6	43	7,2	0:17	4 / 13	30,77%	11 / 24	45,83%	2 / 5	40,00%	8	1	1,5	4	4	8	0	13
MUTAF	1	0	0,0	0:01	0 / 0	0,00%	0 / 0	0,00%	0 / 0	0,00%	0	0	0,0	0	0	0	0	0
ONAN	22	173	7,9	0:24	40 / 81	49,38%	26 / 74	35,14%	15 / 34	44,12%	23	4	1,2	26	27	23	0	54
PRELDZIC	20	96	4,8	0:18	23 / 46	50,00%	12 / 47	25,53%	14 / 28	50,00%	34	11	2,3	23	10	21	2	44
SAVAS	19	128	6,7	0:17	43 / 88	48,86%	5 / 16	31,25%	27 / 43	62,79%	47	21	3,6	17	16	20	4	26
SOLOMON	21	376	17,9	0:31	71 / 127	55,91%	51 / 135	37,78%	81 / 99	81,82%	53	13	3,1	82	35	65	3	54
TURKCAN	12	118	9,8	0:27	37 / 72	51,39%	7 / 29	24,14%	23 / 29	79,31%	77	33	9,2	16	7	24	9	25
VIDMAR	20	103	5,2	0:12	43 / 80	53,75%	0 / 0		17 / 29	58,62%	33	26	3,0	15	17	31	6	48
WHITE	21	143	6,8	0:19	39 / 66	59,09%	13 / 35	37,14%	26 / 34	76,47%	45	16	2,9	20	12	30	4	32
1711	68,44	427 / 812	52,59%	187 / 510	36,67%	296 / 443	66,82%	482 194	27,0 263	200 313	75 446							

Le Mans Sarthe Basket																		
Games	Points	Av.	Av.Time	2 P	3 P	1 P	DR.	OR	Av.	As	St	TO	BI	PF				
ALLERME	2	0	0,0	0:01	0 / 1	0,00%	0 / 0	0,00%	0 / 0		0	0	0,0	1	1	1	0	1
BATUM	13	111	8,5	0:26	34 / 64	53,13%	9 / 31	29,03%	16 / 24	66,67%	35	10	3,5	35	19	26	6	33
BOGAVAC	11	72	6,5	0:21	8 / 17	47,06%	13 / 38	34,21%	17 / 17	100,00%	21	2	2,1	13	11	13	0	20
BOGDANOVIC	14	156	11,1	0:27	27 / 65	41,54%	29 / 67	43,28%	15 / 19	78,95%	28	11	2,8	17	4	9	2	16
BOKOLO	14	73	5,2	0:21	28 / 50	56,00%	3 / 21	14,29%	8 / 19	42,11%	11	7	1,3	40	19	19	1	37
CLANCY	13	185	14,2	0:31	76 / 148	51,35%	0 / 1	0,00%	31 / 55	56,36%	57	38	7,3	21	11	23	11	34
DIOT	13	26	2,0	0:14	9 / 18	50,00%	2 / 12	16,67%	2 / 4	50,00%	15	2	1,3	22	7	23	0	27
KOFFI	14	110	7,9	0:21	50 / 80	62,50%	0 / 0		10 / 20	50,00%	52	20	5,1	9	9	21	13	37
LELOUP	7	8	1,1	0:09	1 / 2	50,00%	2 / 11	18,18%	0 / 0		1	0	0,1	1	2	3	1	14
LIMONAD	14	147	10,5	0:23	36 / 75	48,00%	16 / 35	45,71%	27 / 32	84,38%	23	9	2,3	58	11	24	0	32
RICCI	14	147	10,5	0:19	54 / 89	60,67%	4 / 15	26,67%	29 / 45	64,44%	29	13	3,0	14	10	24	6	27
1035	41,40	323 / 609	53,04%	78 / 231	33,77%	155 / 235	65,96%	272 112	15,3 231	104 186	40 278							

Lietuvos Rytas																		
Games	Points	Av.	Av.Time	2 P	3 P	1 P	DR.	OR	Av.	As	St	TO	BI	PF				
ANISIMOV	7	14	2,0	0:10	7 / 16	43,75%	0 / 0	0,00%	10 / 7	2,4	1	2	6	2	13			
BAJRAMOVIC	19	211	11,1	0:24	49 / 98	50,00%	24 / 57	42,11%	41 / 54	75,93%	83	26	5,7	15	12	38	7	46
BATISTA	11	37	3,4	0:07	16 / 31	51,61%	0 / 0	0,00%	5 / 9	55,56%	9	8	1,5	2	1	3	0	22
BUTERLEVICIUS	1	0	0,0	0:00	0 / 0	0,00%	0 / 0	0,00%	0	0	0	0	0	0	0	0	0	0
EIDSON JR	18	220	12,2	0:29	51 / 125	40,80%	23 / 47	48,94%	49 / 63	77,78%	46	28	4,1	48	39	36	4	48
GECEVICIUS	18	58	3,2	0:09	8 / 10	80,00%	11 / 28	39,29%	9 / 9	100,00%	10	2	0,7	2	8	8	0	14
JOMANTAS	20	125	6,3	0:23	37 / 70	52,86%	6 / 14	42,86%	33 / 46	71,74%	57	25	4,1	34	23	35	4	64
JORDAN	11	11	1,0	0:08	4 / 7	57,14%	1 / 6	16,67%	0 / 0		2	1	0,3	9	2	7	0	8
LUKAUSKIS	20	169	8,5	0:23	28 / 56	50,00%	27 / 74	36,49%	32 / 43	74,42%	42	10	2,6	42	29	26	1	43
MITCHELL	7	17	2,4	0:08														



Maccabi Elite Tel Aviv

	Games	Points	Av.	Av.Time	2 P	3 P	1 P	DR.	OR	Av.	As	St	TO	BI	PF			
BATISTA	24	248	10,3	0:17	97 / 170	57,06%	1 / 1	100,00%	51 / 80	63,75%	73	54	5,3	22	27	44	8	64
BLUTHENTHAL	25	218	8,7	0:21	32 / 59	54,24%	47 / 103	45,63%	13 / 14	92,86%	45	14	2,4	14	7	17	2	52
BURSTEIN	2	0	0,0	0:06	0 / 0		0 / 1	0,00%	0 / 0		1	0	0,5	0	0	0	1	1
BYNUM	24	254	10,6	0:21	62 / 112	55,36%	25 / 70	35,71%	55 / 71	77,46%	39	7	1,9	72	28	54	2	56
CASSPI	20	91	4,6	0:11	32 / 52	61,54%	4 / 14	28,57%	15 / 25	60,00%	29	13	2,1	12	6	11	5	31
CUMMINGS	24	130	5,4	0:18	36 / 78	46,15%	13 / 50	26,00%	19 / 24	79,17%	23	1	1,0	59	18	22	2	60
ELIYAHU	18	69	3,8	0:10	28 / 51	54,90%	0 / 0		13 / 22	59,09%	32	3	1,9	20	8	9	2	18
FIZER	15	172	11,5	0:17	63 / 105	60,00%	4 / 11	36,36%	34 / 49	69,39%	46	8	3,6	18	8	27	3	45
GARCIA	23	115	5,0	0:18	24 / 54	44,44%	14 / 37	37,84%	25 / 40	62,50%	40	8	2,1	32	19	21	1	63
HALPERIN	25	256	10,2	0:28	56 / 92	60,87%	32 / 72	44,44%	48 / 55	87,27%	45	9	2,2	98	26	42	3	35
MORRIS	25	309	12,4	0:30	96 / 158	60,76%	30 / 61	49,18%	27 / 37	72,97%	155	53	8,3	39	16	41	44	64
SHARP	25	113	4,5	0:12	17 / 31	54,84%	19 / 53	35,85%	22 / 22	100,00%	14	3	0,7	18	13	16	0	45
VUJCIC	12	115	9,6	0:21	42 / 76	55,26%	4 / 10	40,00%	19 / 34	55,88%	37	15	4,3	38	8	26	2	29
2090	83,60	585 / 1038	56,36%	193 / 483	39,96%	341 / 473	72,09%	579	188	30,6	442	184	330	75	563			



Montepaschi Siena

	Games	Points	Av.	Av.Time	2 P	3 P	1 P	DR.	OR	Av.	As	St	TO	BI	PF			
BERTI	2	2	1,0	0:00	0 / 0		0 / 0		2 / 2	100,00%	1	0	0,5	0	0	0	0	0
CARRARETO	18	39	2,2	0:08	7 / 16	43,75%	7 / 23	30,43%	4 / 6	66,67%	6	3	0,5	6	5	5	0	14
DIENER	10	23	2,3	0:07	1 / 5	20,00%	6 / 23	26,09%	3 / 4	75,00%	1	6	0,7	2	2	5	1	17
EZE	24	162	6,8	0:20	70 / 116	60,34%	0 / 3	0,00%	22 / 30	73,33%	69	35	4,3	6	36	34	23	63
ILIEVSKI	24	177	7,4	0:19	39 / 86	45,35%	21 / 61	34,43%	36 / 45	80,00%	23	13	1,5	41	30	21	1	28
KAUKENAS	9	127	14,1	0:28	35 / 71	49,30%	9 / 31	29,03%	30 / 34	88,24%	13	10	2,6	23	14	14	1	21
LAVRINOVIC	22	280	12,7	0:20	62 / 99	62,63%	33 / 57	57,89%	57 / 83	68,67%	66	27	4,2	11	34	37	24	64
LEBEL GUESSAGBA	23	266	11,6	0:28	67 / 136	49,26%	25 / 72	34,72%	57 / 78	73,08%	83	29	4,9	22	42	27	3	57
MC LEOD	4	18	4,5	0:14	2 / 4	50,00%	3 / 11	27,27%	5 / 7	71,43%	1	0	0,3	1	2	5	0	6
MCINTYRE	24	332	13,8	0:30	40 / 89	44,94%	71 / 176	40,34%	39 / 42	92,86%	35	14	2,0	118	59	58	0	46
RESS	20	45	2,3	0:09	9 / 25	36,00%	7 / 17	41,18%	6 / 10	60,00%	17	12	1,5	8	9	4	6	19
ROMERO	14	21	1,5	0:04	8 / 11	72,73%	1 / 2	50,00%	2 / 3	66,67%	9	8	1,2	1	1	5	0	7
STONEROOK	24	159	6,6	0:28	18 / 36	50,00%	35 / 90	38,89%	18 / 30	60,00%	109	17	5,3	46	62	32	12	93
THORNTON	24	253	10,5	0:24	66 / 114	57,89%	26 / 80	32,50%	43 / 59	72,88%	54	11	2,7	35	32	30	1	61
1904	76,16	424 / 808	52,48%	244 / 646	37,77%	324 / 433	74,83%	487	185	26,8	320	328	277	72	496			



Olympiacos Piraeus

	Games	Points	Av.	Av.Time	2 P	3 P	1 P	DR.	OR	Av.	As	St	TO	BI	PF			
BLAKNEY	22	106	4,8	0:20	24 / 49	48,98%	14 / 34	41,18%	16 / 18	88,89%	33	4	1,7	43	22	15	2	42
BOUROUSIS	21	124	5,9	0:19	28 / 50	56,00%	16 / 37	43,24%	20 / 26	76,92%	83	27	5,2	11	10	23	26	45
GREER	19	309	16,3	0:30	63 / 127	49,61%	30 / 79	37,97%	93 / 100	93,00%	40	13	2,8	69	22	45	0	43
JACKSON	20	301	15,1	0:27	90 / 186	48,39%	11 / 26	42,31%	88 / 100	88,00%	76	44	6,0	29	11	50	11	45
KAFKIS	11	4	0,4	0:02	2 / 5	40,00%	0 / 0		0 / 0		3	0	0,3	0	2	3	0	12
MACIJAUŠKAS	12	178	14,8	0:23	40 / 58	68,97%	11 / 29	37,93%	65 / 75	86,67%	20	4	2,0	20	20	19	2	17
MAVROKEFALIDIS	10	41	4,1	0:12	18 / 34	52,94%	0 / 1	0,00%	5 / 8	62,50%	19	15	3,4	2	3	5	1	17
PAPAMAKARIOS	13	14	1,1	0:05	4 / 7	57,14%	2 / 5	40,00%	0 / 0		5	2	0,5	4	5	3	0	18
PRINTEZIS	21	141	6,7	0:19	56 / 98	57,14%	5 / 21	23,81%	14 / 23	60,87%	47	21	3,2	13	6	19	5	40
SEIBUTIS	3	0	0,0	0:02	0 / 0		0 / 1	0,00%	0 / 0		1	0	0,3	1	1	0	0	0
TEODOSIC	23	119	5,2	0:19	27 / 51	52,94%	15 / 55	27,27%	20 / 24	83,33%	36	12	2,1	47	17	30	0	56
TSAKALIDIS	13	52	4,0	0:11	21 / 26	80,77%	0 / 0		10 / 17	58,82%	23	9	2,5	3	2	9	7	18
VASILEIADIS	17	77	4,5	0:12	9 / 14	64,29%	17 / 39	43,59%	8 / 8	100,00%	19	5	1,4	13	9	9	1	20
VASILOPOULOS	18	123	6,8	0:19	31 / 66	46,97%	16 / 47	34,04%	13 / 25	52,00%	41	8	2,7	12	14	21	7	60
WOODS	23	244	10,6	0:24	63 / 118	53,39%	27 / 74	36,49%	37 / 47	78,72%	71	22	4,0	28	18	39	3	43
1833	73,32	476 / 889	53,54%	164 / 448	36,61%	389 / 471	82,59%	517	186	28,1	295	162	290	65	476			



Panathinaikos Athens

	Games	Points	Av.	Av.Time	2 P	3 P	1 P	DR.	OR	Av.	As	St	TO	BI	PF			
ALVERTIS	12	36	3,0	0:08	3 / 8	37,50%	7 / 27	25,93%	9 / 15	60,00%	7	2	0,8	3	4	3	1	13
BATISTE	19	227	11,9	0:24	91 / 139	65,47%	0 / 7	0,00%	45 / 58	77,59%	77	24	5,3	14	16	34	5	45
BEČIROVIC	18	122	6,8	0:17	22 / 48	45,83%	13 / 36	36,11%	39 / 46	84,78%	25	6	1,7	24	7	16	1	30
CHATZIVRETTAS	18	87	4,8	0:16	16 / 24	66,67%	14 / 27	51,85%	13 / 18	72,22%	19	3	1,2	11	8	12	4	34
DIAMANTIDIS	19	161	8,5	0:30	20 / 35	57,14%	27 / 62	43,55%	40 / 52	76,92%	92	8	5,3	62	34	35	14	44
JASIKEVICIUS	20	263	13,2	0:23	50 / 92	54,35%	29 / 71	40,85%	76 / 81	93,83%	27	6	1,7	57	13	45	0	33
NTIKOUDIS	20	120	6,0	0:14	41 / 65	63,08%	7 / 17	41,18%	17 / 34	50,00%	31	18	2,5	3	11	25	0	38
PERPEROGLU	9	35	3,9	0:09	14 / 25	56,00%	2 / 8	25,00%	1 / 3	33,33%	9	4	1,4	6	3	5	1	11
PRKACIN	4	15	3,8	0:04	3 / 7	42,86%	0 / 0		9 / 12	75,00%	0	3	0,8	2	2	2	1	5
SPANOLIS	20	225	11,3	0:27	54 / 109	49,54%	22 / 62	35,48%	51 / 68	75,00%	50	3	2,7	54	25	59	0	46
TATAROUNIS	1	0	0,0	0:03	0 / 0		0 / 0		0 / 0		0	0	0,0	0	0	0	0	3
TOMASEVIC	4	6	1,5	0:08	3 / 5	60,00%	0 / 0		0 / 2	0,00%	4	2	1,5	5	1	3	0	6
TSARTSARIS	12	96	8,0	0:16	19 / 29	65,52%	12 / 27	44,44%	22 / 23	95,65%	29	12	3,4	11	2	8	3	20
VUJANIC	2	6	3,0	0:06	1 / 2	50,00%	1 / 1	100,00%	1 / 2	50,00%	0	0	0,0	0	0	0	0	2
WINSTON	19	95	5,0	0:18	31 / 61	50,82%	6 / 22	27,27%	15 / 22	68,18%	36	7	2,3	11	19	20	4	21
ZIZIC	18	93	5,2	0:13	36 / 62	58,06%	0 / 1	0,00%	21 / 35	60,00%	16	14	1,7	7	4	21	0	62
1587	63,48	404 / 711	56,82%	140 / 368	38,04%	359 / 471	76,22%	422	112	21,3	270	149	288	34	413			



Partizan Igokea Belgrade

	Games	Points	Av.	Av.Time	2 P	3 P	1 P	DR.	OR	Av.	As	St	TO	BI	PF			
BOROVNJAK	20	19	1,0	0:05	6 / 14	42,86%	0 / 1	0,00%	7 / 9	77,78%	19	10	1,5	5	2	8	1	20
BOZIC	23	37	1,6	0:07	2 / 3	66,67%	9 / 19	47,37%	6 / 8	75,00%	16	3	0,8	9	4	11	2	40
DJURKOVIC	2	0	0,0	0:01	0 / 1	0,00%	0 / 0		0 / 0		1	0	0,5	0	0	0	0	0
KECMAN	23	251	10,9	0:26	60 / 97	61,86%	28 / 75	37,33%	47 / 62	75,81%	82	32	5,0	46	24	33	0	71
MILOSEVIC	15	4	0,3	0:02	2 / 3	66,67%	0 / 4	0,00%	0 / 2	0,00%	5	3	0,5	1	0	1	0	8
PALACIO	23	287	12,5	0:29	83 / 168	49,40%	18 /											



		Real Madrid															
Games	Points	Av.	Av.Time	2 P	3 P	1 P	DR.	OR	Av.	As	St	TO	BI	PF			
AGUILAR	4	9	2,3	0:03	2/3	66,67%	1/1	100,00%	2/2	100,00%	4	1	1,3	0	1	0	1
BOGDANOVIC	1	0	0,0	0:01	0/0	0/0	0/0	0/0	0/0	0/0	0	0	0,0	0	0	0	0
BULLOCK	18	246	13,7	0:25	25/59	42,37%	47/94	50,00%	55/60	91,67%	18	7	1,4	34	26	28	0
HAMILTON	3	8	2,7	0:09	2/5	40,00%	0/0	0/0	4/4	100,00%	3	1	1,3	2	0	2	2
HERVELLE	20	186	9,3	0:22	44/82	53,66%	23/47	48,94%	29/43	67,44%	66	58	6,2	21	15	19	6
ITURBE	3	9	3,0	0:11	0/1	0,00%	3/4	75,00%	0/0	0/0	2	3	1,7	1	1	1	0
LLULL	15	35	2,3	0:08	10/21	47,62%	0/6	0,00%	15/19	78,95%	5	1	0,4	13	3	14	1
LOPEZ	19	131	6,9	0:20	22/39	56,41%	19/50	38,00%	30/33	90,91%	27	5	1,7	51	23	28	0
MUMBURU	18	173	9,6	0:25	43/72	59,72%	14/51	27,45%	45/58	77,59%	58	23	4,5	32	8	36	5
PAPADOPOULOS	18	124	6,9	0:21	46/95	48,42%	0/0	0/0	32/56	57,14%	36	22	3,2	27	14	23	5
PELEKANOS	17	51	3,0	0:11	15/33	45,45%	4/19	21,05%	9/12	75,00%	18	7	1,5	8	16	13	3
REYES	19	240	12,6	0:24	78/156	50,00%	0/0	0/0	84/139	60,43%	86	49	7,1	17	24	39	9
SEKULIC	19	68	3,6	0:11	31/56	55,36%	0/2	0,00%	6/14	42,86%	20	24	2,3	0	5	7	2
SMITH	20	201	10,1	0:21	39/78	50,00%	36/97	37,11%	15/19	78,95%	42	8	2,5	28	30	22	5
TUNÇERI	19	145	7,6	0:21	12/28	42,86%	33/87	37,93%	22/26	84,62%	17	6	1,2	50	18	23	2
1626	65,04	369/728	50,69%	180/458	39,30%	348/485	71,75%	402/215	24,6	284	184	255	41	407			

		TAU Cerámica															
Games	Points	Av.	Av.Time	2 P	3 P	1 P	DR.	OR	Av.	As	St	TO	BI	PF			
FERNANDEZ	5	5	1,0	0:05	1/3	33,33%	0/4	0,00%	3/4	75,00%	3	2	1,0	2	1	1	0
GARCIA	4	0	0,0	0:01	0/2	0,00%	0/2	0,00%	0/0	0/0	1	0	0,3	0	1	0	0
JASAITIS	21	96	4,6	0:14	14/27	51,85%	21/42	50,00%	5/6	83,33%	17	12	1,4	5	5	8	0
JOHNSON	4	7	1,8	0:12	3/7	42,86%	0/2	0,00%	1/2	50,00%	7	3	2,5	0	2	4	0
MCDONALD	24	214	8,9	0:17	81/145	55,86%	0/0	0/0	52/82	63,41%	78	32	4,6	14	11	33	15
MICKEL	18	145	8,1	0:21	49/90	54,44%	7/22	31,82%	26/32	81,25%	61	19	4,4	6	15	22	3
MUONEKE	11	71	6,5	0:14	18/33	54,55%	7/16	43,75%	14/16	87,50%	22	8	2,7	4	7	7	0
PLANINIC	25	266	10,6	0:24	80/140	57,14%	21/56	37,50%	43/65	66,15%	55	14	2,8	77	23	47	5
PRIGIONI	25	176	7,0	0:23	14/23	60,87%	37/113	32,74%	37/41	90,24%	54	14	2,7	103	38	53	1
RAKOCEVIC	22	328	14,9	0:27	65/124	52,42%	42/106	39,62%	72/86	83,72%	41	10	2,3	38	15	41	1
SINGLETON	7	26	3,7	0:16	7/14	50,00%	3/7	42,86%	3/3	100,00%	16	6	3,1	1	1	5	7
SPLITTER	25	351	14,0	0:22	131/209	62,68%	0/3	0,00%	89/138	64,49%	84	40	5,0	28	25	41	21
TELETOVIC	25	262	10,5	0:27	44/78	56,41%	52/120	43,33%	18/26	69,23%	81	29	4,4	9	13	31	12
VIDAL	25	119	4,8	0:19	21/42	50,00%	14/41	34,15%	35/48	72,92%	40	9	2,0	46	19	16	0
2066	82,64	528/937	56,35%	204/534	38,20%	398/549	72,50%	560/198	30,3	333	176	309	65	506			

		Unicaja															
Games	Points	Av.	Av.Time	2 P	3 P	1 P	DR.	OR	Av.	As	St	TO	BI	PF			
CABEZAS	16	166	10,4	0:24	39/69	56,52%	20/41	48,78%	28/32	87,50%	21	16	2,3	30	10	24	2
CASTLE	6	25	4,2	0:15	1/9	11,11%	6/8	75,00%	5/8	62,50%	3	2	0,8	2	2	4	0
CHYLINSKI	6	17	2,8	0:04	3/4	75,00%	3/4	75,00%	2/2	100,00%	1	0	0,2	1	1	1	0
GABRIEL	18	146	8,1	0:16	22/33	66,67%	28/57	49,12%	18/26	69,23%	46	5	2,8	15	12	20	2
HAISSIP	15	205	13,7	0:25	64/120	53,33%	14/39	35,90%	35/44	79,55%	52	17	4,6	9	9	24	12
JIMENEZ	19	82	4,3	0:18	15/31	48,39%	9/26	34,62%	25/33	75,76%	68	13	4,3	20	17	18	3
KUS	20	161	8,1	0:19	27/62	43,55%	23/65	35,38%	38/41	92,68%	20	4	1,2	29	7	25	1
NDONG	19	157	8,3	0:18	64/110	58,18%	0/1	0,00%	29/49	59,18%	61	37	5,2	9	8	31	27
POPOVIC	20	73	3,7	0:15	9/36	25,00%	10/33	30,30%	25/29	86,21%	30	4	1,7	29	9	26	0
PRESTES	5	20	4,0	0:08	6/10	60,00%	0/0	0/0	8/9	88,89%	8	6	2,8	0	0	3	1
RODRIGUEZ	18	125	6,9	0:23	21/50	42,00%	17/53	32,08%	32/38	84,21%	22	8	1,7	47	24	26	2
SANDERS	8	33	4,1	0:13	5/11	45,45%	6/18	33,33%	5/6	83,33%	13	6	2,4	4	10	7	0
SANTIAGO	17	153	9,0	0:17	57/84	67,86%	0/0	0/0	39/57	68,42%	43	29	4,2	7	9	35	12
WELSCH	20	173	8,7	0:26	36/73	49,32%	17/54	31,48%	50/71	70,42%	69	15	4,2	55	31	39	4
1536	61,44	369/702	52,56%	153/399	38,35%	339/445	76,18%	457/162	24,7	257	149	283	66	370			

		Union Olimpija Ljubljana															
Games	Points	Av.	Av.Time	2 P	3 P	1 P	DR.	OR	Av.	As	St	TO	BI	PF			
ANDERSON	2	0	0,0	0:03	0/1	0,00%	0/2	0,00%	0/0	0/0	0	0	0,0	0	0	2	0
BAILEY	12	109	9,1	0:22	24/50	48,00%	11/43	25,58%	28/33	84,85%	13	4	1,4	26	21	30	1
BEGIC	9	32	3,6	0:11	13/24	54,17%	0/0	0/0	6/16	37,50%	21	4	2,8	2	6	8	9
BOOKER	12	43	3,6	0:12	18/35	51,43%	0/5	0,00%	7/11	63,64%	12	14	2,2	6	7	9	7
DONCIC	13	37	2,8	0:13	11/17	64,71%	2/15	13,33%	9/17	52,94%	28	7	2,7	11	2	7	1
DRAGIC	13	126	9,7	0:27	42/69	60,87%	9/33	27,27%	17/24	70,83%	21	17	2,9	40	15	33	4
GORENC	4	36	9,0	0:24	14/21	66,67%	0/7	0,00%	8/15	53,33%	8	2	2,5	8	0	7	0
HUKIC	14	188	13,4	0:30	21/42	50,00%	42/103	40,78%	20/25	80,00%	55	8	4,5	19	11	31	4
MILIC	14	219	15,6	0:30	92/172	53,49%	1/8	12,50%	32/43	74,42%	48	41	6,4	21	17	30	1
MOCNIK	11	12	1,1	0:08	2/3	66,67%	2/16	12,50%	2/2	100,00%	7	1	0,7	14	3	12	0
RIZVIC	13	50	3,8	0:13	23/43	53,49%	0/0	0/0	4/5	80,00%	23	15	2,9	6	6	15	9
TAYLOR	13	91	7,0	0:21	28/57	49,12%	8/26	30,77%	11/13	84,62%	22	6	2,2	12	13	18	5
ZUPAN	13	85	6,5	0:15	23/52	44,23%	8/23	34,78%	15/20	75,00%	23	17	3,1	5	6	17	3
1028	41,12	311/586	53,07%	83/281	29,54%	159/224	70,98%	281/136	16,6	170	107	219	44	345			

		Virtus Vidivici Bologna															
Games	Points	Av.	Av.Time	2 P	3 P	1 P	DR.	OR	Av.	As	St	TO	BI	PF			
ANDERSON	9	101	11,2	0:25	28/63	44,44%	5/20	25,00%	30/33	90,91%	15	12	3,0	10	10	17	3
CANELO	7	22	3,1	0:11	8/19	42,11%	1/3	33,33%	3/6	50,00%	5	1	0,9	2	3	8	0
CHIACIACI	14	93	6,6	0:16	33/72	45,83%	0/0	0/0	27/45	60,00%	26	24	3,6	3	9	16	5
CONROY	5	39	7,8	0:28	10/24	41,67%	4/15	26,67%	7/9	77,78%	4	3	1,4	16	4	17	0
CROSARIOL	13	61	4,7	0:16	28/52	53,85%	0/0	0/0	5/12	41,67%							